

James W. Heisig • Timothy W. Richardson

# Remembering Simplified Hanzi 1

*How Not to Forget the Meaning and Writing  
of Chinese Characters*



写

BY THE SAME AUTHORS

*Remembering Traditional Hanzi: How Not to Forget the Meaning and Writing of Chinese Characters, Book 1.* Honolulu: University of Hawai'i Press, 2009

REMEMBERING  
SIMPLIFIED HANZI

*How Not to Forget the Meaning  
and Writing of Chinese Characters*

Book 1

James W. Heisig

Timothy W. Richardson



University of Hawai'i Press  
HONOLULU

Copyright © 2009 University of Hawai'i Press

All rights reserved, including the right to reproduce this book or portions thereof in any form without the written permission of the publisher.

Printed in the United States of America

14 13 12 11 10 09

6 5 4 3 2 1

#### Library of Congress Cataloging-in-Publication Data

Heisig, James W., 1944-

Remembering simplified Hanzi : book 1 : how not to forget the meaning and writing of Chinese characters / James W. Heisig ; Timothy W. Richardson.

p. cm.

Includes indexes.

ISBN 978-0-8248-3323-7 (pbk. : alk. paper)

1. Chinese language--Simplified characters. 2. Chinese language--study and teaching. I. Richardson, Timothy W. II. Title. III. Title: How not to forget the meaning and writing of Chinese characters.

PL1175.H45 2008

495.1—dc22

2008032998

The typesetting for this book was done at the Nanzan Institute for Religion and Culture.

University of Hawai'i Press books are printed on acid-free paper and meet the guidelines for permanence and durability of the Council on Library Resources.

# CONTENTS

Introduction .....	1
Uprooting Biases about Character Learning .....	2
A Short History of the Course .....	6
The Basics of the Method .....	11
The Design of this Book .....	12
Concluding Comments .....	14
Acknowledgments .....	15
<i>Stories</i> (Lessons 1–12) .....	17
<i>Plots</i> (Lessons 13–19) .....	125
<i>Elements</i> (Lessons 20–55) .....	191
Indexes	
I. Hand-Drawn Characters .....	375
II. Primitive Elements .....	389
III. Characters by Number of Strokes .....	392
IV. Character Pronunciations .....	401
V. Key Words and Primitive Meanings .....	410



## INTRODUCTION

THE AIM OF THIS course is to help you teach yourself, as quickly and efficiently as possible, the meaning and writing of the 3,000 most commonly used Chinese characters. The course is intended not only for beginners, but also for more advanced students looking for some way to systematize what they already know and gain relief from the constant frustration of forgetting how to write the characters. By showing how to break down the complexities of the characters into their basic elements, assigning meanings to those elements, and arranging the characters in a unique and rational order, the method aims to make use of the structural properties of the writing system itself to reduce the burden on memory.

The 55 lessons that make up Book 1 cover the 1,000 most commonly used characters in the Chinese writing system, plus another 500 included either because they are needed to preserve the logical ordering of the material or because they are especially easy to learn at this early stage. Book 2 will add another 1,500 characters for a total of 3,000—all of them selected on the basis of the frequency with which they appear in written Chinese. What you will *not* learn here is how to pronounce any of these characters or how to combine them to form new words. Since this breaks with conventional methods for teaching characters, it is important that you understand the rationale behind the approach before setting out.

To students approaching Chinese from a mother tongue written with an alphabet, the characters represent a forbidding obstacle, one that involves the memorization of thousands of complex configurations, each of which has to be tethered to a particular sound and a particular meaning or function. Focusing for the moment just on what is involved in trying to commit the written forms to memory, imagine yourself holding a kaleidoscope up to the light as still as possible, trying to fix in memory the particular pattern that the play of light and mirrors and colored stones has created. Chances are, your mind is unaccustomed to processing such material and it will take some time to organize the pattern for retention and recall. But let us suppose that you succeed after ten or fifteen minutes. You close your eyes, trace the pattern in your head, and then check your image against the original pattern, repeating the process until you are sure you have it committed to memory.

Then someone passes by and jars your elbow. The pattern is lost forever and in its place a new jumble appears. Immediately your memory begins to scramble. You set the kaleidoscope aside, sit down, and try to draw what you had just memorized, but to no avail. There is simply nothing left in memory to grab hold of. The characters are like that. One can sit at one's desk and drill a number of characters for an hour or two, only to discover on the morrow that when something similar is seen, the former memory is erased or hopelessly confused by the new information. No wonder learners begin to think that they simply don't have a good memory for characters, or decide that learning to write characters is not so important anyway.

In many cases failure to retain what has been learned has much less to do with a lack of ability than with the lack of a method of learning adjusted to the circumstances of the learner. Of course we forget, and some of us forget more than others. But some of this forgetting is due to a simple misuse, even abuse, of our powers of memory, and is therefore preventable. The first step to prevention is to break with certain preconceptions about learning to write Chinese.

#### UPROOTING BIASES ABOUT CHARACTER LEARNING

One bias circulating among teachers and students of the Chinese language is that a character's *meaning, pronunciation, and writing need to be learned at the same time*. Chinese textbooks typically include all three bits of information for each character or compound term as it is introduced, in addition to supplying details about grammatical function and examples of usage. Of course, these things are important, but to have to learn them all at once places an unreasonable burden on memory. Little wonder that the brain slows down or grinds to a complete halt.

The Chinese themselves are not faced with this problem. As children, they are exposed first to the spoken language, learning how to associate sounds with meanings. When the time comes to learn how to read, they already have at their disposal a solid basis of words whose sounds and meanings are familiar to them; all that remains is to associate those words with written forms. Doing so opens them to printed texts, which, in turn, helps them assimilate new words and characters. Those of us who come to the language as adults can gain a similar advantage by tying each of the character forms to a particular unit of pronunciation and meaning, a "key word" in English, that we already know.

Before you dismiss the idea of affixing English words to Chinese characters out of hand, consider this: all the Chinese dialects, no matter how mutually unintelligible they are when spoken, use the same characters for writing. These characters convey the same meaning, no matter how they are pronounced. What is more, when the Japanese use Chinese characters, they assign them still other



pronunciations. In other words, there is nothing in the nature of a character dictating that it must be verbalized one way or another. Unlike students coming to Chinese from an alphabetically written language, the Japanese already know the meaning and writing of a great many of the characters. By the time you finish this course, you will be in a position similar to theirs. Of course, you will eventually need to learn Chinese pronunciations, just as Japanese students do. But adding difficult and unfamiliar sounds to a solid knowledge of character forms is a much more manageable task than trying to memorize meaning, pronunciation, and writing all at the same time.

If some separation of learning tasks seems reasonable, then why not acquire a sizable vocabulary of Chinese pronunciations and meanings first—as the Chinese children do—and then pick up writing later? After all, oral language is the older, more universal, and more ordinary means of communication. Hence the bias that *if anything is to be postponed, it should be the introduction of the writing system*. The truth is, written characters bring a high degree of clarity to the multiplicity of meanings carried by homophones in the spoken language. For example, even an ordinary pocket dictionary of Mandarin lists some 60 characters that are pronounced *yi* in one or another of its tonal variants, with at least 30 distinct characters in the fourth tone alone. Each of these characters carries its own meaning or meanings, which the simple syllable *yi* of itself cannot communicate. Beginning with characters and their meanings greatly reduces this ambiguity.

The idea that writing should come after speaking is bolstered by another, more pervasive bias: *the writing of characters is the most complex part of the language to learn*. In fact, it is a far simpler task than is often supposed, as these books hope to demonstrate. In addition, beginning with the writing leaves the student with solid units of form and meaning to which Chinese pronunciations can then be attached. Even more important, completing what is usually perceived to be the most challenging task first, and in a relatively short period of time, rather than leaving it for later, cannot help but motivate one to carry on with the language. Given high attrition rates among students of Chinese in the West, the role of such positive reinforcement is not to be discounted.

Yet another bias that needs uprooting is the idea that *characters can only be mastered through constant drill and repetition*. Traditional methods for approaching the Chinese writing system have been the same as those for learning alphabets: practice writing the characters one by one, over and over again, for as long as it takes. Whatever ascetic value there is in such an exercise, it is hardly the most efficient way to approach character study. The reason this bias has such a strong hold on students of Chinese is that persons completely ignorant of the Chinese writing system naturally rely on teachers who have learned

characters from childhood. Surely a pedagogy with many centuries of history behind it and over a billion users demands our respect. Here again, the prevailing wisdom is deceptive.

Native speakers of Chinese are clearly in a position to teach a good many things about their language, but they are not necessarily qualified to answer questions from non-native speakers about how best to learn the characters, for the simple reason that they themselves have never been in the situation of having to ask such a question. Having begun their study as children, in whom the powers of abstraction were not yet developed and for whom rote memory was the only option, they cannot be expected to fully grasp the learning potential an adult brings to the study of the characters. As children, we were all good *imitators*, with few habits to get in the way of our absorption of new skills. But we did not become good *learners* until we had the ability to classify, categorize, and organize discreet bits of information into larger blocks. This is precisely what young children cannot do with character forms and why they have no choice but to rely on imitation and repetition. Whatever educational and social advantages there may be to having an entire school population study Chinese characters by writing them again and again from an early age, for the adult approaching the language from the outside it amounts to little more than a gigantic waste of time. A touch of irreverence towards current pedagogical conventions, along with a little rethinking of the way the characters are studied and the order in which they are learned, can produce far better results than simple reliance on methods designed for the teaching of children.

The approach followed in these pages incorporates important elements of all three broad areas into which cognitive learning strategies are thought to fall—organization, elaboration, and rehearsal—and entails a strong reliance on memory techniques or “mnemonics.” The very word is sure to tap into predispositions against the use of mnemonics in general, and for the learning of Chinese characters in particular. Here, too, the biases run deep, and we can do little more in these introductory remarks than try to identify them and offer a brief response.<sup>1</sup>

For some, reservations about mnemonics are grounded in the image of disreputable charlatans who hype expensive memory-training courses as the key to a better job and a better life. It is true that exaggerated claims have been

1. For more developed arguments making a case for mnemonics, see K. L. Higbee, *Your Memory: How it Works and How to Improve it* (New York: Prentice-Hall, 1988); see also T. W. Richardson, “Chinese Character Memorization and Literacy: Theoretical and Empirical Perspectives on a Sophisticated Version of an Old Strategy,” in Andreas Guder, Jiang Xin, and Wan Yexin, eds., *对外汉字的认知与教学* [The cognition, learning, and teaching of Chinese characters] (Beijing: Beijing Language and Culture University Press, 2007).

made, but empirical studies over the last several decades have clearly demonstrated that well-conceived mnemonic devices can be very useful for certain memory tasks. This has led many scholars to recommend them as legitimate learning strategies.

These scholarly developments also help address another concern: *mnemonics are simply too bizarre or too silly to use*. Actually, they can be quite sophisticated and elegant. Surely the more important question is whether they work or not. The whole range of possibilities, from the silly to the sophisticated, leaves ample room for personal taste or preference in determining what best facilitates learning.

Still another apprehension some may have is that *mnemonic devices clutter the mind and separate the learner from the matter to be learned*. On the contrary, insofar as such devices provide meaning and organization that would not otherwise exist, they actually unclutter the mind. Besides, once recall for a particular item has become automatic, the mnemonic initially used to fix that item in memory usually falls away of its own accord.

The dominant bias against the use of mnemonics for learning Chinese characters is that *it is inappropriate to overstep the boundaries of current etymological knowledge, even more so when these liberties are taken without drawing attention to the fact. To do so is not to communicate the "truth" about the characters*. This complaint speaks directly to what you will meet in these pages. On one hand, much of the course is grounded in scholarly consensus on the history of the characters. On the other, we have not hesitated to ignore established etymologies whenever doing so seemed pedagogically useful. In fact, the course relies heavily on fictions of our own invention. At least two reasons support this choice. For one thing, even the most comprehensive account of how particular characters were formed may be far from the whole "truth" concerning them. Much remains speculative or unknown. For another, however reliable the etymological information may be, for most learners of Chinese it is not as crucial as finding relief for memory—which is what we have tried to provide here. Should a student later turn to etymological studies, the procedure we have followed will become more transparent, and the fact that we did not indicate each departure from an established etymology should not cause any obstacle to learning. With this, we lay the question of mnemonics to rest.

Two final and related biases require brief comment: (1) *the learning of individual characters in isolation from compound words and grammatical patterns is mistaken*; and (2) *a single key word is often inadequate to cover a character's meaning*.

We acknowledge that effective reading requires a knowledge of compound words and grammatical patterns; however, we concur with those who stress the

value of learning individual characters well in order to solidify “the network of possible morphemes upon which all dual and multi-character words are built.”<sup>2</sup> Similarly, we are aware that one-word definitions are of limited use; however, we agree with those who see them as a solid starting point for developing a richer and more nuanced understanding. The study of individual characters, each with a distinct meaning, is only a first step towards literacy in Chinese. For the rest, only a broad and prolonged contact with the written language will suffice.

#### A SHORT HISTORY OF THE COURSE

When James Heisig arrived in Japan some thirty years ago, he came with no knowledge of the language. Travels through Asia had delayed his arrival at the language school where he had been pre-enrolled by his sponsors. He decided to forego classes and “catch up” on his own by working through a stack of books on grammar and structure. Through conversations with teachers and other students he soon realized that he should not postpone the study of the kanji (as the Chinese characters are called in Japanese), which, all were agreed, was the biggest chore of all. Having no idea at all how the kanji “worked” in the language, yet having found his own pace, he decided—against the advice of nearly everyone around him—to continue to study on his own rather than join one of the beginners’ classes. He began studying the kanji one month after his arrival.

The first few days he spent poring over whatever he could find on the history and etymology of Japanese characters, and examining the wide variety of systems on the market for studying them. It was during those days that the basic idea underlying the method of these books came to him. The following weeks he devoted himself day and night to experimenting with the idea, which worked well enough to encourage him to carry on with it. Before the month was out he had learned the meaning and writing of some 1,900 characters and had satisfied himself that he would retain what he had memorized. It was not long before he became aware that something extraordinary had taken place.

For himself, the method he was following seemed so simple, even infantile, that it was almost an embarrassment to talk about it. And it had happened as such a matter of course that he was quite unprepared for the reaction it caused. On the one hand, some at the school accused him of having a short-term pho-

2. E. B. Hayes, “The Relationship between ‘Word Length’ and Memorability among Non-Native Readers of Chinese Mandarin,” *Journal of the Chinese Language Teacher’s Association* 25/3 (1990), 38.

tographic memory that would fade with time. On the other, there were those who pressed him to write up his “methods” for their benefit, which he did. The resulting book, originally titled *Adventures in Kanji-Land* and changed in later printings to *Remembering the Kanji*, has gone through numerous editions and been adapted for German, Spanish, French, and Portuguese.<sup>3</sup>

Timothy Richardson, a language teacher who had studied some Chinese at the university level, came upon a copy of *Remembering the Kanji* in the early 1990s. He quickly became interested in the possibility of adapting the work for students of Chinese. In subsequent doctoral work at the University of Texas at Austin, he focused on the method for his dissertation and subjected it to an extensive examination in terms of relevant theory and research.<sup>4</sup> This required careful consideration not only of the underlying cognitive processes that the method might be expected to involve but also of its reasonableness in terms of prevailing perspectives on vocabulary development and reading. His work also entailed the compilation of a new list of 1,000 high-frequency Chinese characters and their integration into a skeletal Chinese version of Heisig’s original book. The results were so encouraging that Richardson sent a copy to Heisig with the suggestion that they join forces on a complete Chinese edition. Thus it was that our collaboration began.

Two immediate problems presented themselves: first, whether to opt for traditional Chinese writing or to follow the simplified forms of Mainland China; and second, how many characters to include, and which ones.

The first problem was eventually resolved with a decision to produce two parallel courses, one for each system of writing. Arguments for a learner’s beginning with one or the other each have their points, and it is not our wish to take sides in the debate, even though both of us began with traditional characters. That said, the student should know that certain overlaps in the books would only cause confusion if the two versions are studied simultaneously. If your aim is to achieve fluency in writing both systems, then it is preferable to

3. *Adventures in Kanji-Land* (1978), subsequently reissued as *Remembering the Kanji* (Honolulu: University of Hawai’i Press, 2007, 5th edition, 22nd printing). Other language editions include *Kanji para recordar 1: Curso mnemotécnico para el aprendizaje de la escritura y el significado de los caracteres japoneses*, with Marc Bernabé and Verónica Calafell (Barcelona: Editorial Herder, 2005, 3rd printing); *Die Kanji lernen und behalten 1. Bedeutung und Schreibweise der japanischen Schriftzeichen*, with Robert Rauther (Frankfurt-am-Main: Vittorio Klostermann Verlag, 2006, 2nd printing); *Les Kanji dans la tête: Apprendre à ne pas oublier le sens et l’écriture des caractères japonais*, Yves Maniette (2005, 2nd printing); *Kanji: Imaginar para aprender*, with Rafael Shoji (São Paulo: JBC Editora, 2007).

4. T. W. Richardson, *James W. Heisig’s System for Remembering Kanji: An Examination of Relevant Theory and Research, and a 1,000-Character Adaptation for Chinese*. Doctoral dissertation, The University of Texas at Austin, 1998.

begin with the traditional. If you are sure you will be content with recognizing the traditional and writing the simplified, then begin with the latter.

The first step to resolving our second problem was to settle on introducing a total of 3,000 most frequently used characters. This number may fall below the 3,500 to 4,500 characters that are generally thought necessary for full proficiency, but it also happens to represent about 99.5% of the characters found in running Chinese texts, as large-scale frequency counts show. What is more, students who have learned to write these 3,000 characters will be equipped with the tools for learning to write additional characters as the need arises. Next, since the top 1,000 entries in our complete frequency list account for approximately 90% of characters in running texts,<sup>5</sup> we decided to include all of them in the first book of both the traditional and simplified sets.

Frequency questions aside, the figure of 3,000 characters also makes available certain “economies of scale” that are possible with the method, which fewer characters would not. In the business world, economies of scale are said to arise when an increase in the scale of production leads to a decline in costs per unit. If we are producing widgets, the production cost per widget goes down as more are produced, because the initial investment in machinery has already been made. Similarly, using the method laid out in these pages to learn 3,000 characters, rather than 1,000, for instance, results in a decrease in learning cost per character, because an investment in basic mental “machinery” is largely made early on. In other words, the return on time and effort expended at the outset yields much better returns as more characters are learned.

When it came to deciding just which characters to include and on what grounds, the challenge proved far greater than we had counted on. Frequency lists compiled by specialists do indeed exist. Some of them list only traditional characters and others only simplified; some of them are more formal and others less so; some of them are more technical and some less so; and so forth. What we wanted, however, was a general-use list of 3,000 characters that would apply to the whole of the Chinese-speaking world. In a strict sense, such a list is not possible. If you were to set two pages of identical Chinese text side by

5. Based on three lists we consulted that include such data, the 3,000 most frequently used characters comprise 99.56%, 99.18%, and 99.43% of the total number of characters in their respective databases, while the top 1,000 characters comprise 90.3%, 89.14%, and 91.12% respectively. The three sources, in order, are: 新聞語料字頻統計表——語料庫為本研究系列之一 [Corpus-based frequency count of characters in Journal Chinese: Corpus based research series no. 1]. Technical Report no. 93-01 (Taipei: Academia Sinica Institute of Information Science, 1993); J. Da, “Modern Chinese Character Frequency List 現代語單字頻率列表,” Chinese text computing. <<http://lingua.mtsu.edu/chinese-computing>> (2004); and C. H. Tsai, “Frequency of Usage and Number of Strokes of Chinese Characters.” <<http://technology.chtsai.org/charfreq/>> (1996).

side, one in simplified characters, the other in traditional, about two-thirds of the characters would have exactly the same form on both sides. In other words, about one-third of characters in common use differ in form from one set to the other. Sometimes the discrepancies are slight, sometimes significant. Occasionally, two or more frequently used traditional characters are reduced to a single simplified character. Taking these and other considerations into account, we assembled a core list that was then adjusted to arrive at 3,000 characters for each of the two courses.

Sparing the reader a full account of the actual mechanics of completing the task, not to mention the many detours and dead-ends encountered along the way, the steps we took were basically these: We compared four major frequency lists, two traditional and two simplified,<sup>6</sup> and supplemented our findings with yet another frequency list.<sup>7</sup> All characters that were included among the top 3,050 on at least three of the four major lists—including those of exactly the same form and those of differing form but equivalent meaning across the traditional/simplified divide—were moved to a master list. Some 2,860 traditional characters, and just under 2,800 of their equivalents on the simplified side, met these criteria, the great majority of them appearing among the top 3,050 on all four lists.

In order to select the additional characters needed to bring this common master list up to 3,000 characters, a variety of other factors had to be juggled. Some characters, for example, clearly met the criteria on two lists and fell just outside of them on the two others, while others qualified on two of the four major lists and yet were given a high ranking on the supplemental list mentioned above. In some cases, items falling just outside of frequency criteria are important as components of other characters or often show up in beginning Chinese textbooks. (The character 餃/饺, which figures as the first half of the compound for “Chinese dumplings,” is a clear example of this and has been included in Book 2 of each of the courses.) Taking all these factors into account, we added more than 100 new characters to the master list. Another 14 characters representing useful nouns that did not quite meet the frequency criteria brought the total to 3,000 characters on the traditional side. Completing the simplified list required some 75 characters more to compensate for character amalgamations resulting from the simplification process.

6. In addition to the three lists mentioned in footnote 5, see also 现代汉语频率词典 [Modern Chinese frequency dictionary] (Beijing: Beijing Language Institute, 1986), as cited in J. E. Dew, *6000 Chinese Words: A Vocabulary Frequency Handbook for Chinese Language Teachers and Students* (Taipei: SMC Publishing Inc., 1999).

7. 國家言文字工作委 [National Working Committee on the Written Language], 现代汉语常用字表 [Modern Chinese frequently-used characters list] (Beijing: Yuwen Press, 1988).

The next step was to extract a selection of 1,000 characters that would serve as a foundation for the Book 1 of each of the courses. As part of the research for his dissertation, Richardson had found 580 characters that figured among the top 1,000 characters in five different sources.<sup>8</sup> This was the starting point. Another 199 were included by taking characters that were in the top 1,000 in four of those sources and similarly ranked on either of two frequency lists that had not been consulted in the original research.<sup>9</sup> Another 74 were included by taking characters that occurred in the top 1,000 in three of the original sources and similarly ranked on *both* of the new lists, bringing the total up to 853. An additional 74 characters that had appeared among the top 1,000 items on at least three of the four major lists gave us 927.

At each step of the way, an attempt was made to avoid arbitrariness, but the challenge was to relax frequency criteria only enough to include the number of characters we needed and no more. In selecting the remaining 73 characters of the total 1,000, we felt that pedagogical concerns and personal judgments should be given greater weight, because using frequency criteria alone had generated some anomalies that needed to be addressed. For example, frequency dictated the inclusion of the characters for “winter” and “spring,” but not for “summer” and “fall”; for “mama,” but not for “papa.” We therefore consulted a list of the 969 characters taught in the first four grades of elementary school in the Republic of China (ROC).<sup>10</sup> Of these, 810 were exactly the same as the 927 we had selected based on frequency alone. The remaining 73 characters were drawn from the ROC list, always with an eye on the basic frequency lists. As an added check on the simplified side, we compared our list against one of the original sources, a list of the 1,000 characters most frequently used in textbooks in elementary and high schools in the People’s Republic of China (PRC).<sup>11</sup> The two lists had 904 characters in common, confirming the pedagogical value of the final list. Of course, all of the items on both the ROC and PRC lists that did not make it onto our list of the 1,000

8. *Corpus-Based Frequency Count of Characters in Journal Chinese*; M. K. M. Chan and B. Z. He, “A Study of the 1,000 Most Frequently Used Chinese Characters and their Simplification,” *Journal of the Chinese Language Teachers Association* 23/3 (1988), 49–68; R. M.-W. Choy, *Read and Write Chinese* (San Francisco, California: China West Book, 1990); *Chinese Vocabulary Cards* (New Haven: Far Eastern Publications, Yale University, n.d.); Tsai, “Frequency of Usage and Number of Strokes of Chinese Characters.” Note that Choy’s frequency data seem to have been taken from a 1928 study by Chen Hegin.

9. See *Modern Chinese Frequency Dictionary*; Da, “Modern Chinese Character Frequency List.”

10. “Target Characters by School Grade: Taiwan,” as listed by J. Lau at 黃橋 [Yellow Bridge] <<http://www.yellowbridge.com/language/fc-options.php?deck=tw>>.

11. See Chan and He, “A Study of the 1,000 Most Frequently Used Chinese Characters.”



most frequently used characters were included elsewhere in the master list of 3,000, many of them appearing among the 500 supplemental characters found in Book 1 of both the simplified and traditional courses.

#### THE BASICS OF THE METHOD

There is no better way to understand the method followed in these pages than to start using it. Still, readers have a right to know what they are getting into, so a brief explanation seems in order.

To begin with, all the characters are made up of pieces, or “primitive elements” as we shall call them here. These are the basic building blocks out of which all characters are constructed. Over 200 of these have been singled out as “radicals,” which are used in the organization of character dictionaries, but there are many others. Individual characters can also serve as primitive elements in other more complicated characters. If one is really determined to learn to write Chinese, and not just memorize a small number of characters to meet course requirements, it makes sense to take full advantage of these component parts by arranging the characters in the order best suited to memory.

This course begins, therefore, with a handful of uncomplicated primitive elements and combines them to make as many characters as possible. More elements are then thrown into the mix, a few at a time, allowing new characters to be learned—and so on, until the entire list has been exhausted. This process has a number of important advantages, not the least of which is that learning new elements and characters also invariably reinforces what has already been learned.

Because we are dividing the course into two books of 1,500 characters each and including the most important 1,000 characters in the first volume, not all of the characters that could be learned at a given point are actually introduced in their logical sequence; some of them are saved for later. In the long run, there is no real reduction in efficiency here. It was just a matter of relegating less frequently used characters to Book 2.

Each primitive element is assigned its own concrete image, after which the images are arranged into a composite picture associated with a definition, a unique “key word,” given for each character. The key word is meant to capture a character’s principal meaning, or at least one of its more important meanings. It is often concrete and visually suggestive, but it can also be conceptual and abstract. In any event, it is the key word, or its use in a familiar English phrase, that sets the stage for the composition of the elements into a single “story.” As you will see, the stories are meant to stretch your imagination and get you close enough to the characters to befriend them, let them surprise you, inspire you, enlighten you, resist you, and seduce you; to make you smile or

shudder or otherwise react emotionally in such a way as to fix the imagery in memory.

The whole process employs what we may call *imaginative memory*, by which we mean the faculty to recall images created purely in the mind, with no actual or remembered visual stimuli behind them. We are used to hills and roads, to the faces of people and the skylines of cities, to flowers, animals, and the phenomena of nature associated with *visual memory*. And while only a fraction of what we see is readily recalled, we are confident that, given proper attention, anything we choose to remember, we can. That confidence is lacking in the world of the characters, which generally show a remarkable lack of connection to the normal visual patterns with which we are comfortable. It is possible, however, to harness the powers of imagination to give meaning to character elements that visual memory is admittedly ill adapted for remembering. In fact, most students of the Chinese writing system do this from time to time on their own, devising their own imaginative aids, but without ever developing an organized approach to their use.

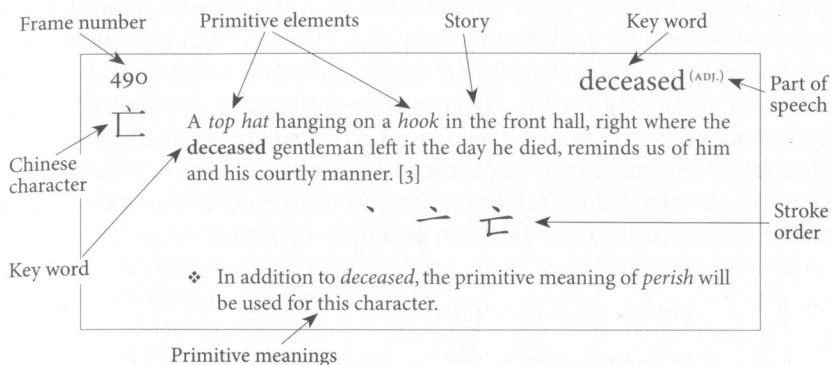
The stories and plots you will meet in these pages are all drawn with words; there are no pictures or cartoons to control or limit the way your imagination handles the information provided. There is no correct way of imagining; the sole criterion is that it work for you (though we will make frequent suggestions). The only thing you will be asked to draw are the characters themselves. But what you *see* when you make your drawing will be all yours, and most assuredly different from what scholars and historians see when they analyze the characters. A whole imaginary world will come to life for you out of the primitive elements. The more vividly you can visualize the things that inhabit this world, the less need there will be to review what you have learned. Many, if not most, of the characters can be remembered at first encounter, with no need to drill them later other than through the normal reinforcement of actually using them.

As you come to write more and more of the characters in practice, you will find that they all but write themselves once you have set pen to paper, much the same as the alphabet already does for you. In time you will find, as previously suggested, that most of the imagery and key-word meanings will have served their purpose and recede from active memory. Some, we should warn you, will stay with you forever.

#### THE DESIGN OF THIS BOOK

You will be guided at every step of the way, but a few things about the design of this book need to be clarified at the outset. Clusters of characters have been arranged into lessons of varying length. Many, but not all, focus on

a particular class of primitive elements. Nothing more is intended by this than a way to break up the monotony and give you a sense of your overall progress. Each individual character is given its own frame, as in the example below:



Since the goal is not simply to remember a certain number of characters, but to learn *how* to remember them (and others not included in the course), this book has been divided into three parts. The first, *Stories*, provides a full associative story for each character. By directing the student's attention, at least for the length of time it takes to read the explanation and relate it to the written form of the character, we do most of the work, even as the student acquires a feeling for the method. In the next part, *Plots*, only skeletal outlines of stories are presented, leaving it to the student to work out the details by drawing on personal memory and fantasy. The final part, *Elements*, comprises the major portion of the book, and provides only the key word and the primitive meanings, leaving the remainder of the process to the student.

The stroke order is given in a hand-drawn font. You will notice variations from time to time between the printed form and the hand-drawn form of the same character. This is due to the fact that historical variants of some characters are in common use, especially on the traditional side, and to the fact that there has been no strict standardization of character forms. A given element will occasionally appear in different variations within the same Chinese font. Rather than draw attention to each instance of this, and in order to spare the user unnecessary frustration, we have brought consistency of form to all the characters, except where general usage suggests otherwise. It is best to be aware of these character and font inconsistencies from the start, since sooner or later you will run into them in print and will need to know how to process them. In any case, we recommend that you stick with the hand-drawn forms as a model for writing.

There are five indexes included at the end of each volume; those in Book 2 are cumulative for the whole course. Index I shows all the characters in their hand-drawn form, in the order in which they are introduced in this book. Since discrepancies with the printed form do occur, the student would do well to consult this index in case of doubt. Beneath each character in Index I is its pronunciation, provided here for reference purposes. The list of elements singled out as primitives proper and brought together in Index II is restricted to basic elements that are not themselves characters, or at least not treated as such in this course. Index III organizes the characters first by number of strokes, and then by initial stroke. Index IV arranges the characters according to their pronunciation and is intended to facilitate the search for particular characters. Finally, Index V contains all the key-word and primitive meanings.

#### CONCLUDING COMMENTS

Before you start out on the course plotted in the following pages, your attention should be drawn to a few final points. First, you must be warned about setting out too quickly. It should not be assumed that, because the first characters are so elementary, they can be skipped over hastily. The method presented here needs to be learned step by step, lest you find yourself forced later to retreat to the first stages and start over. Some 20 or 25 characters per day would not be excessive for someone who has only a couple of hours to give to study. If you were to study them full time, there is no reason why all 1,500 characters in Book 1 could not be learned successfully in four to five weeks. Such a claim is bound to raise more eyebrows than hopes among experienced teachers, but Heisig's own experience with Japanese kanji, and reports from students around the world, bear that estimate out. In any case, by the time the first 200 characters have been studied, you should have discovered a rate of progress suitable to the time available.

Second, the repeated advice given to study the characters with pad and pencil should be taken seriously. While simply remembering the characters does not, you will discover, demand that they be written, there is really no better way to improve the aesthetic appearance of your writing and acquire a "natural feel" for the flow of the characters than by writing them. The method of this course will spare you the toil of writing the same character over and over in order to learn it, but it will not supply the fluency at writing that comes only with constant practice. If pen and paper are inconvenient, you can always make do with the palm of the hand, as the Chinese themselves do. It provides a convenient square space for tracing characters with your index finger when riding in a bus or walking down the street.

Third, the characters are best reviewed by beginning with the key word, pro-

gressing to the respective story, and then writing the character itself. Once you have been able to perform these steps, reversing the order follows as a matter of course. More will be said about this later in the book.

Fourth, it is important to note that the best order for *learning* the characters is by no means the best order for *remembering* them. They need to be recalled when and where they are met, not in the sequence in which they are presented here. For that purpose, recommendations are given in Lesson 5 for designing flash cards for random review.

Finally, perhaps only one who has seen the method through to the end can appreciate both how truly uncomplicated and obvious it is, and how accessible to any average student willing to invest time and effort. But while the method is *simple* and does eliminate a great deal of inefficiency, the task is still not an *easy* one. It requires as much stamina, concentration, and imagination as one can bring to it. Of that, too, we are convinced.

#### ACKNOWLEDGMENTS

We would like to express our gratitude to Robert Roche for the generous assistance he provided that enabled us to complete these books, as well as for the constant stimulus and many useful suggestions he has given us these past several years. A special word of thanks also to the staff and fellows of the Nanzan Institute for Religion and Culture, who provided the facilities and the environment to make a difficult task easier, and to Brigham Young University Hawaii for facilitating our collaborative work at Nanzan during the winter semester of 2007. Among those who lent their expertise to this project, Tsu-Pin Huang and Dr. Yifen Beus were especially helpful and generous with their time. Finally, we wish to acknowledge the support and interest in the project shown by Pat Crosby, Keith Leber, and the editorial team at the University of Hawai'i Press.

Nagoya, Japan  
9 August 2007

## Stories



## LESSON 1

LET US BEGIN with a group of 15 characters, all of which you probably knew before you ever cracked the covers of this book. Each character has been provided with a *key word*—a simple word or phrase—to represent the basic meaning. Some of these characters will also serve later as *primitive elements* to help form other characters, often taking a different meaning, sometimes a purely fanciful invention, in the process. A remark preceded by a special symbol (❖) has been appended to alert you to the change in meaning.

The *number of strokes* of each character is given in square brackets at the end of each explanation, followed by the stroke-by-stroke *order of writing*. It cannot be stressed enough how important it is to learn to write the strokes of each character in proper order. As easy as these first characters may seem, study them all with a pad and pencil to get into the habit from the very start.

Finally, note that each key word has been carefully chosen and should not be tampered with in any way if you want to avoid confusion later on.

1

one

— In Chinese characters, the number **one** is laid on its side, unlike the Roman numeral I which stands upright. As you would expect, it is written from left to right. [1]



- ❖ When this character is used as a primitive element, the key-word meaning is often discarded, since it is too abstract to be of much help. Instead, the single horizontal stroke takes on the meaning of *floor* or *ceiling*, depending on its position: if it stands above another primitive, it means *ceiling*; if below, *floor*.



2

two

二

Like the Roman numeral II, which reduplicates the numeral I, the character for **two** is a simple reduplication of the horizontal stroke that means *one*. The order of writing goes from above to below, with the first stroke slightly shorter. [2]

3

three

三

And like the Roman numeral III, which triples the numeral I, the character for **three** simply triples the single horizontal stroke. In writing it, think of “1 + 2 = 3” (一 + 二 = 三) in order to keep the middle stroke shorter. [3]

4

four

四

This character is composed of two primitive elements, *mouth* 口 and *human legs* 儿, both of which we will meet in the coming lessons. Assuming that you already knew how to write this character, we will pass over the “story” connected with it until later.

Note how the second stroke is written left-to-right and then top-to-bottom. This is consistent with what we have already seen in the first three numbers and leads us to a general principle that will be helpful when we come to more complicated characters later on: WRITE NORTH-TO-SOUTH, WEST-TO-EAST, NORTHWEST-TO-SOUTHEAST. [5]

5

five

五

As with *four*, we shall postpone learning the primitive elements that make up this character. Note how the general principle we just learned in the preceding frame applies to the writing of the character for **five**. [4]

一 丁 万 五

6

six

六 The primitives here are *top hat* and *animal legs*. Once again, we glide over them until later. [4]

、 一 六 六

7

seven

七 Note that the first stroke “cuts” clearly through the second. This distinguishes **seven** from the character for *spoon* 匕 (FRAME 453), in which the horizontal stroke either stops short or, depending on the font, extends just slightly beyond the vertical stroke. [2]

一 七

- ❖ As a primitive, this form takes on the meaning of *diced*, i.e., “cut” into little pieces, consistent both with the way the character is written and with its association with the character for *cut* 切 to be learned in a later lesson (FRAME 85).

8

eight

八 Just as the Arabic numeral “8” is composed of a small circle followed by a larger one, so the character for **eight** is composed of a short line followed by a longer line that leans towards it without touching it. And just as the “lazy 8”  $\infty$  is the mathematical symbol for “infinity,” so the expanse opened up below these two strokes sometimes carries the sense in Chinese of something “all-encompassing.”

Note how the printed character on the left and the hand-drawn character below differ somewhat in form. Be sure to imitate the hand-drawn form when you practice writing. [2]

八 八

9

nine

九

If you take care to remember the stroke order of this character, you will not have trouble later keeping it distinct from the character for *power* 力 (FRAME 732). [2]

- ❖ When this character is used as a primitive, we shall take it to refer to the game of *baseball*, the meaning being derived from the *nine* players who make up a team.

10

ten

十

Turn this character 45° either way and you have the x used for the Roman numeral *ten*. [2]

- ❖ As a primitive, this character sometimes keeps its meaning of *ten* and sometimes signifies *needle*, this latter derived from the character for *needle* 针 (FRAME 283). Since the primitive is used in the character itself, there is no need to worry about confusing the two. In fact, we shall be following this procedure regularly.

11

mouth

口

Like several of the first characters we shall learn, the character for *mouth* is a clear pictograph. Since there are no circular shapes in the characters, the square must be used to depict the circle. [3]

- ❖ As a primitive, this form also means *mouth*. Any of the range of possible images that the word suggests—an opening or entrance to a cave, a river, a bottle, or even the largest hole in your head—can be used for the primitive meaning.

12

day

日

This character is intended to be a pictograph of the sun. Recalling what we said in the previous frame about round forms, it is easy to detect the circle and the big smile that characterize our simplest drawings of the sun—like those yellow badges with the words, “Have a nice **day!**” [4]

丨 冂 月 日

- ❖ Used as a primitive, this character can mean *sun* or *day* or a *tongue wagging in the mouth*. This latter meaning, incidentally, derives from an old character meaning something like “sayeth” (see FRAME 1499) and written almost exactly the same, except that the latter is more square in shape (日) than *sun* (日). In any case, as a primitive element the shape will alter according to its position in the full character and this distinction will become irrelevant.

13

month

月

This character is actually a picture of the moon, with the two horizontal lines representing the left eye and mouth of the mythical “man in the moon.” (Actually, the Chinese see a hare in the moon, but it is a little farfetched to find one in the character.) And one **month**, of course, is one cycle of the moon. [4]

丿 月 月 月

- ❖ As a primitive element, this character can take on the sense of *moon*, *flesh*, or *part of the body*. The reasons for the latter two meanings will be explained in a later chapter.

14

rice field

田

Another pictograph, this character looks like a bird’s-eye view of a **rice field** divided into four plots. Take care in writing this character to get the order of the strokes correct. You will find that it follows perfectly the principle stated in FRAME 4. [5]

丨 冂 冂 田 田

- ❖ When used as a primitive element, this character's most common meaning is *rice field*, but now and again it will take the meaning of *brains* from the fact that it looks a bit like that tangle of gray matter nestled under our skulls.

15

eye



Here again, if we round out the corners of this character and curve the two middle strokes into the shape of an iris, we get something resembling an eye. [5]



- ❖ As a primitive, the character keeps its sense of *eye*, or to be more specific, an *eyeball*. When placed in the surroundings of a complex character, the primitive can be turned on its side (𠃑) and take on the additional meaning of a *net*.

Although only 10 of the 15 characters treated in this lesson are formally listed as primitives—the elements that join together to make up other characters—some of the others may also take on that function from time to time, only not with enough frequency to merit learning them as separate primitive elements and attaching special meanings to them. In other words, whenever one of the characters already learned is used in another character, it will retain its key-word meaning unless we have assigned it a special primitive meaning. Even in these cases, however, the original key-word meaning can be used.

## LESSON 2

IN THIS LESSON we learn what a “primitive element” is by using the first 15 characters as pieces that can be fitted together to form new characters—17 of them to be exact. Whenever the primitive meaning differs from the key-word meaning, you may want to go back to the original frame to refresh your memory. From now on, though, you should learn *both* the key-word and the primitive meaning of new characters as they appear. Index 2 contains a complete list of all the primitive elements in the book.

16

ancient

古

The primitive elements that compose this character are *ten* and *mouth*, but you may find it easier to remember it as a pictograph of a tombstone with a cross on top. Just think back to one of those graveyards you have visited, or better still, used to play in as a child, with **ancient** inscriptions on the tombstones.

This departure from the primitive elements in favor of a pictograph will take place now and again at these early stages, and almost never after that. So you need not worry about cluttering up your memory with too many character “drawings.” [5]

一 十 十 古 古

- ❖ Used as a primitive element, this character keeps its key-word sense of *ancient*, but care should be taken to make that abstract notion as graphic as possible.

17

recklessly

胡

Everyone knows what a *new moon* is: the first phase when the *moon* is illuminated 0%. So, presumably, an *ancient moon*, like the one in this character, is lit up at 100% wattage. And we all know what that means: people tend to get a little “loony” and start acting **recklessly**. [9]

古 胡

18

leaf

叶

The Chinese are famous for taking a **leaf** and turning it into medicine. In this character, there are no less than *ten* different types of **leaves** that go into the concoction that the herbal doctor is stuffing into your mouth. The problem is, she didn't take the trouble to grind them up with her mortar and pestle, but is shoveling them into your *mouth* just as they came off the tree. Look at the character and you can see how the *ten leaves* are way too much for the one small *mouth* to handle. [5]

口 叶

19

I (literary)

吾

There are a number of characters for the word I, but this one is restricted to literary use in Chinese. We need a sufficiently stuffy connotation for the key word, for which the sense of a "perceiving subject" should do just fine. Now the one place in our bodies that all *five* senses are concentrated in is the head, which has no less than *five mouths*: 2 nostrils, 2 ears, and 1 mouth. Hence, *five mouths* = I. [7]

一 丁 万 五 吾 吾

20

companion

朋

The first **companion** that God made, as the Bible story goes, was Eve. Upon seeing her, Adam exclaimed, "*Flesh of my flesh!*" And that is precisely what this character says in so many strokes. [8]

月 朋

21

bright

明

Among nature's **bright** lights, there are two that the biblical story of creation has God set in the sky: the *sun* to rule over the day and the *moon* to rule the night. Each of them has come to represent one of the common connotations of this key word: the *sun*, the **bright** insight of the clear thinker, and the *moon*, the **bright** intuition of the poet and the seer. [8]

## 日 明

22

唱

sing

This one is easy! You have one *mouth* making no noise (the choirmaster) and two *mouths with wagging tongues* (the minimum for a chorus). So when you hear the key word **sing**, think of the Vienna Boys' Choir or the Mormon Tabernacle Choir and the character is yours forever. [11]

口 唱 唱

23

晶

sparkling

What else can the word **sparkling** suggest if not a diamond? And if you've ever held a diamond up to the light, you will have noticed how every facet of it becomes like a miniature *sun*. This character is a picture of a tiny *sun* in three places (that is, "everywhere"), to give the sense of something **sparkling** all over the place. Just like a diamond. In writing the primitive elements three times, note again how the rule for writing given in FRAME 4 holds true not only for the strokes in each individual element but also for the disposition of the elements in the character as a whole. [12]

日 晶 晶

24

品

goods

As in the character for *sparkling*, the triplication of a single element in this character indicates "everywhere" or "heaps of." When we think of **goods** in modern industrial society, we think of what has been mass-produced—that is to say, produced for the "masses" of open *mouths* waiting like fledglings in a nest to "consume" whatever comes their way. [9]

口 品 品



25

prosperous

昌

What we mentioned in the previous two frames about three of something meaning “everywhere” or “heaps of” was not meant to be taken lightly. In this character we see two *suns*, one atop the other, which, if we are not careful, is easily confused in memory with the three *suns* of *sparkling*. Focus on the number this way: since we speak of **prosperous** times as *sunny*, what could be more **prosperous** than a sky with two *suns* in it? Just be sure to actually *SEE* them there. [8]

日 昌

26

early

早

This character is actually a picture of the first flower of the day, which we shall, in defiance of botanical science, call the *sunflower*, since it begins with the element for *sun* and is held up on a stem with leaves (the pictographic representation of the final two strokes). This time, however, we shall ignore the pictograph and imagine *sunflowers* with *needles* for stems, which can be plucked and used to darn your socks.

The sense of **early** is easily remembered if one thinks of the *sunflower* as the **early** riser in the garden, because the *sun*, showing favoritism towards its namesake, shines on it before all the others (see FRAME 10). [6]

日 旦 早

- ❖ As a primitive element, this character takes the meaning of *sunflower*, which was used to make the abstract key word *early* more graphic.

27

rising sun

旭

The key word here immediately suggests the islands located to the east of China, which would make it, from China’s point of view, the Land of the **Rising Sun**, a name easily associated with Japan’s national flag. If you can picture two seams running down that great red *sun*, and then imagine it sitting on a *baseball* bat for a flagpole, you have a slightly irreverent—but not

altogether inaccurate—picture of how the sport has caught on in the Land of the Rising Sun. [6]

# 九 九 旭 旭 旭

28

generation

世

We generally consider one **generation** as a period of thirty (*ten plus ten plus ten*) years. If you look at this character in its completed form—not in its stroke order—you will see three *tens*. When writing it, think of the lower horizontal lines as “addition” lines written under numbers to add them up. Thus: *ten* “plus” *ten* “plus” *ten* = thirty. Actually, it’s a lot easier doing it with a pencil than reading it in a book. [5]

一 十 廿 卅 世

29

stomach

胃

You will need to refer back to FRAMES 13 and 14 here for the special meaning of the two primitive elements that make up this character: *brain* and *flesh (part of the body)*. What the character says, if you look at it, is that the *part of the body* that keeps the *brain* in working order is the **stomach**. To keep the elements in proper order, when you write this character think of the *brain* as being “held up” by the *flesh*. [9]

田 胃

30

daybreak

旦

The obvious sign of **daybreak** is the *sun* peeking out over the horizon, which is pretty much what this character depicts. If you can imagine the *sun* poking its head out through a hole in your *floor*, however, you will have an easier time remembering this character. [5]

日 旦

We end this lesson with two final pictographic characters that happen to be among the easiest to recognize for their form, but among the most difficult to write. We introduce them here to run an early test on whether or not you have been paying close attention to the stroke order of the characters you have been learning.

31

concave



You couldn't have asked for a better key word for this character! Just have a look at it: a perfect image of a **concave** lens (remembering, of course, that the characters square off rounded things), complete with its own little "cave." Now all you have to do is learn how to write it. [5]



32

convex



Maybe this helps you see how the Chinese have no trouble keeping **convex** distinct from *concave*. Note the odd feeling of the fourth stroke. If it doesn't feel all that strange now, by the time you are done with this book, it will. There are very few times you will have to write it. [5]



## LESSON 3

AFTER LESSON 2, you should now have some idea of how an apparently complex and difficult character can be broken down into simple elements that make remembering it a great deal easier. After completing this lesson you should have a clearer idea of how the course is laid out. We merely add a couple of primitive elements to the characters we already know and see how many new characters we can form—in this case, 18 in all—and when we run out, add more primitives. And so on, until there are no characters left.

In Lesson 3 you will also be introduced to primitive elements that are not themselves characters but only used to construct other characters. These are marked with a special symbol [❖] instead of a number. There is no need to make a special effort to memorize them. The sheer frequency with which most of them show up should make remembering them automatic.



a drop of



The meaning of this primitive is obvious from the first moment you look at it, though just what it will be a **drop of** will differ from case to case. The important thing is not to think of it as something insignificant like a “drop in the bucket” but as something so important that it can change the whole picture—like a **drop of arsenic** in your mother-in-law’s coffee. [1]



- ❖ In the first examples that follow, this primitive is written from right to left, but there are times when it can be slanted left to right. In addition, as we will see, the handwritten form used here will sometimes be at odds with the printed form. Finally, the *drop* will occasionally be stretched out a bit. (In cases where you have trouble remembering this, it may help to think of it as an *eyedropper* dripping drops of something or other.) If you follow the hand-drawn forms given here, you will never go wrong. Examples will follow in this lesson.



## walking stick



This primitive element is a picture of just what it looks like: a cane or **walking stick**. It carries with it the connotations of lameness and whatever else one associates with the use of a cane. Rarely—but very rarely—it will be laid on its side. Whenever this occurs, it will **ALWAYS** be driven through the middle of some other primitive element. In this way, you need not worry about confusing it with the primitive meanings of *one*. [1]

33

## oneself

白

You can think of this character as a stylized pictograph of the nose, that little *drop* that Mother Nature set between your *eyes*. The Chinese often refer to themselves by pointing a finger at their nose—giving us an easy way to remember the character for **oneself**. [6]

’ 丿 白 白 白 白

- ❖ The same meaning of *oneself* can be kept when this character is used as a primitive element, but you will generally find it better to give it the meaning of *nose* or *nostrils*, both because it accords with the story above and because it is the first part of the character for *nose* (FRAME 617).

34

## white

白

The color **white** is a mixture of all the primary colors, both for pigments and for light, as we see when a prism breaks up the rays of the *sun*. Hence, a single *drop* of *sun* spells **white**. [5]

’ 丿 白 白 白

- ❖ As a primitive, this character can either retain its meaning of *white* or take the more graphic meaning of a *white bird* or *dove*. This stems from the fact that it appears at the top of the character for *bird*, which we shall get to later (FRAME 1438).

35

hundred

百

When the Japanese borrowed the Chinese characters, they often played with their shapes to find interesting connections. For example, they came to refer to a person's 99th birthday as the start of the "white year" because *white* is the character you are left with if you subtract *one* from a **hundred**. [6]

一 一 一 百 百 百

36

soap

皂

Whatever the color of the **soap** that this character refers to, it does the same trick of *cutting* the grease and grime to make things *white*. That's a bit too abstract and reasonable, though, so you may want to imagine looking at the **soap** under a microscope and seeing little whirling blades *dicing* the blotches of dirt one by one until everything turns *white*. [7]

白 皂 皂

37

old

旧

Like many of us, when *days* get **old**, they, too, need a *walking stick* to get around. Think of the phrase "the good *old days*," and the *walking stick* should take care of itself. [5]

一 旧

38

middle<sup>(N./ADJ.)</sup>

中

The elements here are a *walking stick* and a *mouth*. The particular connotation we will associate with the key word **middle** is that period of life known as **middle** age, so called because it is the time in your life when you have trouble with your expanding "**middle**." More often than not, the expansion has to do with eating more and moving around less. This character has the grotesque image of a person with a *walking stick* jammed into his *mouth*, the more easily to shovel food in without the interference of the tedious exercise of opening and closing it. [4]

Note the indicator that the character for **middle** can be used

as either a noun or an adjective. Where no part of speech is indicated for a key word, assume the most common. In the case of the former frame, for example, *soap* might be taken as a verb, but one's first thought goes to the noun, which is a good place to start for that character. Be aware, though, that even where one part of speech is indicated for a character, other possibilities may exist.

、 冂 口 中

39

thousand

千

This character is almost too simple to pull apart, but for the sake of practice, have a look at the *eyedropper* above and the *ten* below. Now put the elements together by thinking of squeezing two more zeros out of an *eyedropper* alongside the number *ten* to make it a **thousand**. [3]

一 二 千

40

tongue

舌

The characters for *mouth* and *thousand* naturally form the idea of **tongue** if one thinks of a *thousand mouths* able to speak the same language, or as we say, “sharing a common **tongue**.” It is easy to see the connection between the idiom and the character if you take its image literally: a single **tongue** being passed around from *mouth* to *mouth*. [6]

千 舌

41

liter

升

Think of a one-**liter** carafe (the kind you might serve drinks in) filled not with milk or wine but with a *thousand sharp needles*. You may well wonder what they are doing there, but the answer is simple: it's a kind of sports drink for a robot. [4]

一 二 升 升

42

pill

丸

One of the scourges of sports like modern *baseball* has been the use of performance-enhancing drugs, those tiny little **pills** that have helped turn honest competition into cut-throat business. Now look at the character and picture it as a bottle of **pills** hanging on the thigh of a *baseball* player like a PEZ dispenser, ready for the popping as the need arises. [3]

ノ 丸 丸

- ❖ As a primitive, this element takes the meaning of a *bottle of pills*.

We have already seen one example of how to form primitives from other primitives, when we formed the *daybreak* out of *sun* and *floor* (FRAME 30). Let us take two more examples of this procedure right away, so that we can do so from now on without having to draw any particular attention to the fact.

43

divination

卜

This is a picture of a divining rod, composed of a *walking stick* and a *drop*, but easy enough to remember as a pictograph. Alternately, you can think of it as a *magic wand*. In either case, it should suggest images of **divination** or magic. [2]

| 卜

- ❖ When using this character as a primitive, we will stick with the meaning of a *divining rod* or a *magic wand*.

44

tell fortunes

占

This is one of those characters that is a real joy of simplicity: a *divining rod* with a *mouth*—which are the two ingredients needed to **tell fortunes**.

Note how the movement from top to bottom (the movement in which the characters are written) is also the order of the elements which make up our story and of the key word itself: first



*divining rod*, then *mouth*. This will not always be possible, but where it is, memory has almost no work at all to do. [5]

卜 占

45

above

上

The two directions, **above** and below, are usually pointed at with the finger. But the characters do not follow that custom, so we have to choose something else, easily remembered. The primitives show a *magic wand* standing **above** a *floor*—“magically,” you might say. Anyway, go right on to the next frame, since the two belong together and are best remembered as a unit, just as the words **above** and *below* suggest each other. [3]

丨 卜 上

46

below

下

Here we see our famous *magic wand* hanging, all on its own, **below** the *ceiling*, as you probably already guessed would happen. In addition to giving us two new characters, the two shapes in this and the preceding frame also serve to illustrate the difference between the primitive meanings for *ceiling* and *floor*: it all depends on whether the single horizontal line stands above or **below** the primitive element to which it is related. [3]

一 卜 下

47

card

卡

The key word **card** can stand for all sorts of things, but let's settle on a credit **card** for our image. Perhaps the first thing that comes to mind is the picture of a shopkeeper sliding your credit **card** up and down (from *above* to *below* and back again) in the reading machine to record your transaction. Now imagine her doing it fast and furiously, again and again, with increasing impatience until your poor **card** is whittled away to a small strip of plastic. [5]

丨 亅 上 卩 卩

48

eminent

卓

The word **eminent** suggests a famous or well-known person. So all you need to do—given the primitives of a *magic wand* and a *sunflower*—is to think of the world's most **eminent** magician as one who uses a *sunflower* for a *magic wand* (like a flower-child who goes around turning the world into peace and love). [8]

亅 卩 卓

The final two characters of this lesson are a good example of how a primitive element can be used to form a new character, which in turn becomes a new primitive for another character. This will happen often, so it is good to pay attention to it from the start.

❖

mist

卓

Here is the first of many examples of primitives composed of other primitives but not treated as characters themselves. At the bottom is the primitive (also a character) for *early* or *sunflower*. At the top, a *needle*. Conveniently, **mist** falls *early* in the morning, like little *needles* of rain, to assure that the *sunflower* blooms *early* as we have learned it should. [8]

亅 卓

49

dynasty

朝

It is easy to imagine one of the great **dynasties** of China in all its glory. Now all we have to figure out is what the elements *moon* and *mist* have to do with it.

Picture a great palace with a powerful emperor seated on a throne in its innermost court. To keep the Wizard-of-Oz illusion that this power is beyond question and beyond the understanding of the masses, the whole complex is kept permanently shrouded in *mist*. How do they do it, you ask. On one side of the

throne is a servant pulling on a cord to wave a gigantic fan back and forth. On the other, a servant with a long cord hooked on a corner of the quarter *moon*. When he pulls on it, the *moon* tilts over and spills out a month's supply of *mist* that keeps the myth of the *dynasty* alive. [12]

十 卓 朝

50

ridicule<sup>(v.)</sup>

嘲

If you read off the elements in the character, you have something like “*mouth*ing off at the *dynasty*.” When we think of what we commonly **ridicule** in civilized society, one of the oldest and most universal targets is the ruling elite. Who better to deride than one's leaders? Again, the explanation is too rational, so turn it into a story that has you **ridiculing** a particular *dynasty's* court with particular buffoonery. [15]

口 嘲

## LESSON 4

AT THE RISK OF going a little bit too fast, we are now going to introduce three new primitive elements, all of which are very easy to remember either because of their frequency or because of their shape. But remember: there is no reason to study the primitives by themselves. They are being presented systematically to make their learning automatic.



### animal legs



Like the two that follow it, this primitive is not a character in its own right, though it is said to be derived from 八, the character we learned earlier for *eight*. It USUALLY comes at the bottom of the primitive to which it is related. It can mean the **legs** of any kind of **animal**: from the massive legs of an elephant to an octopus's tentacles to the spindle shanks of a spider. (The one animal not allowed is our friend homo sapiens, whose legs will appear in FRAME 56.) Even where the term "legs" will apply metaphorically to the legs of pieces of furniture, it is best to keep the association with **animal legs**. [2]



### bound up



The element meaning **bound up** is an "enclosure" that can wrap itself around other elements or be compressed when there is nothing to enclose. When this latter happens—usually because there is not enough room—and it is set on top, the little hook at the end is dropped off, like this: 丿.

The sense of **bound up** is that of being "tied and gagged" or wrapped up tightly. If you have trouble remembering when it serves as an enclosure (with the hook) and when not (without the hook), you might think of the former as a **chain** and the latter as a **rope**. [2]





## horns



This primitive element USUALLY appears at the top of the element to which it is related, and is usually attached, or almost attached, to the first horizontal line to come under it. The **horns** can never simply be left hanging in the air. When there is no line available, an extra horizontal stroke (like a *one*) is added. The final character of this lesson gives an example.

The meaning of this element is wide enough to embrace the **animal horns** of bulls, rams, billy goats, and moose, but not the family of musical instruments. As with other elements with such “open” meanings, it is best to settle on one that you find most vivid and stick with that image consistently. [2]



51

只

## only

When we run across abstract key words like this one, the best way to get an image is to recall some common but suggestive phrase in which the word appears. For instance, we can think of the expression “it’s the **only** one of its kind.” Then we imagine a barker at a side-show advertising some strange pac-man like creature he has inside his tent, with **only** a gigantic *mouth* and two wee *animal legs*. [5]

口 只

52

贝

## shellfish

When we learned the character (and primitive element) for *eye* back in FRAME 15, we suggested arching the two middle strokes to get the image of an iris. The simplified primitive element for *eye* does the same thing, just with a more contemporary touch: the three horizontal strokes are replaced with a single vertical stroke running through the *eye*. Note how this line “doubles up” with the first stroke of the element for *animal legs*, the second of the two elements that make up this character. In fact, there are only two cases where this is going to happen, here and in FRAME 58.

To put this all together, imagine a freakish **shellfish** with a

single, gigantic *eye* roaming the beaches on its slender little *legs*, scaring the wits out of the sunbathers. [4]

丨 冂 贝 贝

- ❖ When this character is used as a primitive, in addition to *shellfish*, the meanings *shells*, *oysters*, and *clams* will often come in handy.

53

paste<sup>(v.)</sup>

贴

Think here of brushing on an adhesive, as when you **paste** something on a billboard. Here we have an *oyster* **pasting** a poster on his back to advertise his services in the dubious occupation of one who *tells fortunes*. Try to imagine the problem he would have reaching his back with the brush to **paste**, and then see him strutting around and calling out, "Fortunes to tell! Fortunes to tell!" [9]

贝 贴

54

chaste

贞

You have heard of Diogenes running around with his lamp looking for an honest man. Here we have an image of the famous *shellfish*, Oysterogenes, running around with his *divining rod* looking for a **chaste** man. We leave it to you to decide which one has the better luck in his quest. [6]

丨 贞

55

employee

员

How do we get a *mouth* over a *shellfish* to mean an **employee**? Simple. Just remember the advice new **employees** get about keeping their *mouths* shut and doing their jobs, and then make that more graphic by picturing an office building full of white-collar workers scurrying around with *clams* pinched to their *mouths*. [7]

口 员

56

youngster

儿

Imagine these two strokes as the long—really l-o-n-g—legs of a **youngster** who is growing out of his clothes faster than his parents can buy them. In the case of this character, he is literally “all legs.” [2]

丿 儿

❖ As a primitive element, this form will mean *human legs*.

57

how many?

几

In addition to the primary meaning of **how many**, this character can take the secondary meaning of a “small table.” For etymological reasons too involved to go into here, it can also mean *wind*, whether in the same shape as above or with the final stroke more shortly “hooked” (凵). We will meet the full character for *wind* only in FRAME 1170.

To associate the character with the primary meaning, think of the verses to “Blowin’ in the Wind,” Bob Dylan’s anti-war song of the 1960s: “**How many** roads must a man walk down...? **How many** times must the cannonballs fly...?” [2]

丿 几

❖ As a primitive, we will stick with the meaning of *wind* and, at least once, *small table*.

58

see

见

The elements that compose the character for **see** are the *eye* firmly fixed to a pair of *human legs*. As we saw in the element for *shellfish* a few frames ago, the iris of the *eye* is drawn with a single vertical stroke, here doubled up with the first stroke of *human legs*.

Now surely, somewhere in your experience, there is a vivid image just waiting to be dragged up to help you remember this character... [4]

丨 冂 儿 见

59

元

beginning

“In the **beginning**...” starts that marvelous shelf of books we call the Bible. It talks about how all things were made, and tells us that when it came to humanity the Creator made *two* of them, man and woman. While we presume *two* were made of every other creature as well, we are not told as much. Hence we need only *two* and a pair of *human legs* to come to the character that means **beginning**. [4]

二 元

60

页

page

What we have to do here is turn a *shellfish* into a **page** of a book. The *one* at the top tells us that we only get a rather short book, in fact a book of only *one page*. Imagine a title printed on the shell of an *oyster*, let us say “Pearl of Wisdom,” and then open the quaint book to its *one* and only **page**, on which you find a single, radiant *drop of wisdom*, one of the masterpiece poems of nature. [6]

一 丿 丿 丿 丿 页

❖ As a primitive, this character will often take the unrelated meaning of a *head* (preferably one detached from its body).

61

顽

stubborn

This character refers to a *blockhead*, a persistently **stubborn** person who sticks to an idea or a plan just the way it was at the *beginning*, no matter what comes up along the way. The explanation makes “sense,” but is hard to remember because the word “*beginning*” is too abstract. Back up to the image we used two frames ago—Adam and Eve in their Eden—and try again: The root of all this goes back to the *beginning*, with two brothers each defending his own way of life and asking their God to bless it favorably. Abel stuck to agriculture, Cain to animal-raising. Picture these two seeking the favors of heaven, one of them with an unusually **stubborn** grimace on his face. No wonder something unfortunate happened! [10]



## 元 顽

62

ordinary

凡

While we refer to something insignificant as a “drop in the bucket,” the character for **ordinary** shows us a “drop in the wind.” To make the image stick as clearly as water dropping into a bucket, stop and think of something really **ordinary** and then say, “It’s just a *drop* in the *wind*”—and imagine what that might actually look like. [3]

## 丿 几 凡

63

muscle

肌

One of the more common ways of testing the strength of one’s **muscles** is to lock hands with a local hulk on a *small table* top and arm wrestle. This is the image here, depicted by the elements for *part of the body* and *small table*. The **muscle** is, therefore, the *part of the body* you test by literally bringing it to the *small table*. [6]

## 月 肌

64

defeated<sup>(ADJ.)</sup>

负

Above we have the condensed form of *bound up*, and below, the familiar *shellfish*. Now imagine two *oysters* engaged in *shell-to-shell* combat, the one who is **defeated** being *bound and gagged* with seaweed, the victor towering triumphantly over it. The *bound shellfish* thus becomes the symbol for anyone or anything that has been **defeated**. [6]

## ㄣ 负

65

ten thousand

万

Chinese count higher numbers in units of **ten thousand**, unlike the West, which advances according to units of one thousand. (Thus, for instance, 50,000 would be read “five **ten-thousands**”)

by a Chinese, as if it were written 5,0000.) Given that the comma is used in larger numbers to *bind up* a numerical unit of four digits, the elements for *one* and *bound up* naturally come to form **ten thousand**. [3]

一 丁 万

66

uniform<sup>(ADJ.)</sup>

匀

The two primitives *bound up* and *two* (clearer in the hand-drawn form) combine to give the meaning of **uniform**. One of the real challenges for primary school teachers is to keep students from scattering in every which direction. If you think of the final touch to a school outfit, the shoes, and then recall the childhood jingle, “One, two, buckle my shoe,” the solution is near at hand. Instead of having children buckle their shoes, they can be taught to tie their shoelaces together by changing the lyrics to read “One, two, *bind up* my shoes.” This keeps them from straying very far from the group and helps teachers provide a **uniform** education. [4]

勺 匀

67

sentence<sup>(N.)</sup>

句

By combining the two primitives *bound up* and *mouth*, it is easy to see how this character can have the meaning of a **sentence**. The *mouth* suggests it is a spoken **sentence**. To be more precise, it is a cluster of words *bound up* tightly and neatly so that they will fit in your *mouth*. [5]

勺 句

68

decameron

旬

There simply is not a good phrase in English for the block of ten days which this character represents. So we resurrect the classical term **decameron**, whose connotations the tales of Boccaccio have done much to enrich. Actually, it refers to a journey of ten *days* taken by a band of people—that is, a group of people *bound together* for the *days* of the **decameron**. [6]

## 勺 旬

69

ladle

勺

If you want to *bind up drops* of anything—water, soup, lemonade—you use something to scoop these *drops* up, which is what we call a **ladle**. See the last *drop* left inside the **ladle**? [3]

## 勺 勺

70

bull's eye

的

The elements *white bird* and *ladle* easily suggest the image of a **bull's eye** if you imagine a rusty old *ladle* with a **bull's eye** painted on it in the form of a tiny *white bird*, who lets out a little “peep” every time you hit the target.

This is the most frequently used character in Chinese, serving a number of common grammatical functions. But—it ALSO means **bull's eye**. [8]

## 白 的

71

heads

首

Reading this character from the top down, we have: *horns* . . . *nose*. Together they bring to mind the picture of a moose-head hanging on the den wall, with its great *horns* and long *nose*. The plural form is used to stress the frequent metaphorical use of the term to refer to various kinds of **heads**, including **heads** of state. It might help to see a number of the latter lined up on the den wall alongside the moose, each fitted out with *antlers* and a whopper of a *nose*.

Here we get a good look at what we mentioned when we first introduced the element for *horns*: that they can never be left floating free and require an extra horizontal stroke to prevent that from happening, as is the case here. [9]


## 、 丿 一 首

## LESSON 5


THAT IS ABOUT all we can do with the pieces we have accumulated so far, but as we add each new primitive element to those we already know, the number of characters we will be able to form will increase by leaps and bounds.

If we were not separating into two volumes the 3,000 characters to be treated in this course, there are any number of other characters that we could learn at this time. Just to give you an idea of some of the possibilities (though you should not bother to learn them now), here are a few, with their meanings: 吋 (*English inch*), 罩 (*envelop*), 咒 (*curse*), 咱 (*we, inclusive*), and 囂 (*hubbub*). While many of the stories you have learned in the previous lessons are actually more complex than the majority you will learn in the later chapters, they are the *first* stories you have learned, and for that reason are not likely to cause you much difficulty. By now, however, you may be wondering just how to go about reviewing what you have learned. Obviously, it won't do simply to flip through the pages you have already studied, because the ordering of the characters provides too many hints. The best method for many people is to design a set of flash cards that can be added to along the way.

If you have not already started doing this on your own, you might try it this way: Buy heavy paper (about twice the thickness of normal index cards), unlined and with a semigloss finish. Cut it into cards of about 9 cm. long and 6 cm. wide. On one side, make a large ball-pen drawing of one character in the top two-thirds of the card. (Writing done with fountain pens and felt-tip pens tends to smear with the sweat that comes from holding them in your hands for a long time.) In the bottom right-hand corner, put the number of the frame in which the character appeared. On the back side, in the upper left-hand corner, write the key-word meaning of the character. Then draw a line across the middle of the card and another line about 2 cm. below it. The space between these



two lines can be used for any notes you may need later to remind you of the primitive elements or stories you used to remember the character. *Only fill this in when you need to, but make a card for every character as soon as you have learned it.*



The rest of the space on the card you will not need now; but later, when you study the pronunciation of the characters, you might use the space above the double lines. The bottom part of the card, on both sides, can be left free for inserting character compounds (front side) and their readings and meanings (back side).

A final note about reviewing. You have probably gotten into the habit of writing a character several times when memorizing it, whether you need to or not; and then writing it MORE times for characters that you have trouble remembering. There is really no need to write a character more than once, unless you have trouble with the stroke order and want to get a better “feel” for it. If a character causes you trouble, spend time clarifying the imagery of its story. Simply rewriting the character will reinforce any latent suspicions you still have that the “tried and true method” of learning by repeating is the only reliable one—the very bias we are trying to uproot. Also, when you review, REVIEW ONLY FROM THE KEY WORD TO THE CHARACTER, NOT THE OTHER WAY AROUND. The reasons for this, along with further notes on reviewing, will come later.

We are now ready to return to work, adding a few new primitives one by one, and seeing what new characters they allow us to form. We shall cover 23 new characters in this lesson.

72

straight

直

Think of the first two elements, *ten eyes*, as referring to a group of five scientists working together on a top-secret, million-dollar project to draw a **straight** line on the *floor* without the aid of special equipment. In the end, all *ten eyes* verify that it is **straight**, leaving no doubt that the use of government funds was fully justified. Time to apply for another grant.

Note how the first two strokes of the element for *eye* are made a little longer so that they can touch the final stroke. The same thing will happen in the following three characters, and later on as well, so pay particular attention to the stroke order below. [8]

一 十 广 市 育 育 育 直

73

set up

置

Think of having to **set up** the *net* for a badminton or volleyball game. One of the main problems is how to keep the *net* in a

*straight* line so that it doesn't sag in the middle. Which is just what this character shows us. [13]

、 冂 冂 冂 冂 置

❖

六

tool

Although this primitive is not very common, it is useful to know, as the following examples will show. It is usually drawn at the very bottom of any character in which it figures. The first stroke, the horizontal one, is necessary to distinguish **tool** from *animal legs*.

The sense of the element is a carpenter's **tool**, which comes from its pictographic representation of a small bench with legs (make them *animal legs* if you need a more graphic image), so that any element lying on top of it will come to be viewed as a **tool** in the hands of a carpenter. [3]

一 一 六

74

具

tool

Here is the full character on which the primitive of the last frame is based. If you can think of a table full of carpenter's **tools** of all sorts, each equipped with its own *eye* so that it can keep a watch over what you are doing with it, you won't have trouble later keeping the primitive and the character apart. [8]

丨 冂 冂 冂 目 目 且 具 具

75

真

true

Here is an example of how there can be different ways of identifying the primitive elements that make up a character. The most obvious is *straight* and *animal legs*, but the character could as well be analyzed into *ten* and *tool*. Let's choose the latter.

How do you know if something is **true** or not? What if there were a kit of *ten tools* you could count on to run a test? Well, at least when it comes to asking whether people are really **true** to themselves, the *ten* commandments are a good start. [10]

十 真

❖

by one's side

𠂇

This primitive has the look of *ten*, except that the left stroke is bent down toward the left. It indicates where one's hands (all *ten* fingers) fall when the arms are relaxed: **by one's side**. [2]

一 𠂇

76

work<sup>(N.)</sup>

工

The pictograph of an I-beam, like the kind that is used in heavy construction **work** on buildings and bridges, gives us the character for **work**. [3]

一 𠂇 工

- ❖ Since the key word can be too abstract when used as a primitive element, we will often revert to the clearer image of an *I-beam*.

77

left<sup>(N./ADJ.)</sup>

左

By combining the last two frames and reading the results, we get: *by one's side* . . . *work*. Conveniently, the **left** has traditionally been considered the “sinister” *side*, where dark and occult *works* are cultivated and carried out. [5]

一 𠂇 左

78

right<sup>(N./ADJ.)</sup>

右

When thinking of the key word **right**, in order to avoid confusion with the previous frame, take advantage of the double meaning here. Imagine a little *mouth* hanging down *by one's side*—one's **right** side, of course—like a little voice of conscience telling one the “right” thing to do. [5]

𠂇 右

79

possess

有

The picture here is a slab of *flesh* dangling *by one's side*, perhaps from a belt or rope tied around the waist. While we normally think of things that we have and **possess**, we also know that there are things that can have and **possess** us. Such cases might be likened to an evil spirit **possessing** one's soul. This character suggests a way to exorcize it: hang a slab of fresh *flesh by one's side* until it begins to putrefy and stink so bad that the demon departs. Take careful note of the stroke order. [6]

ナ 才 宀 有 有

80

bribe<sup>(N.)</sup>

贿

To the left we have the primitive for *shells*, and to the right, the character we just learned for *possess*. Keep the connotation of the last frame for the word *possess*, and now expand your image of *shells* to include the ancient value they had as money (a usage that will come in very helpful later on). Now people who are *possessed* by *shells* are likely to abandon any higher principles to acquire more and more wealth. These are the easiest ones to persuade with a **bribe** of a few extra *shells*. [10]

贝 贿

81

tribute

贡

A **tribute** has a kind of double meaning in English: honor paid freely and money (*shells*) collected by coercion. Simply because a ruler bestows a noble name on a deed is hardly any consolation to the masses who must part with their hard-earned *shells*. Little wonder that this ancient *work* of gathering money by calling it a **tribute** has given way to a name closer to how it feels to those who pay it: a tax. [7]

工 贡

82

item

项

To the right we see a *page* and to the left an element for *I-beam*. The **item** referred to here is not some specific object but an



entry on an “itemized” list. Each **item** in the list you have to imagine here is preceded by a little *I-beam*—not a drawing, but an actual iron *I-beam*. Imagine lugging a list like that around the grocery store! [9]

工 项

83

sword

刀

Although this character no longer looks very much like a **sword**, it does have some resemblance to the handle of the **sword**. As it turns out, this is to our advantage, in that it helps us make a distinction between two primitive elements based on this character. [2]

丿 刀

- ❖ In the form of the character, this primitive means a *dagger*. When it appears to the right of another element, it is commonly stretched out like this 丿, and like this 丿 when to the left of another element. In these cases, it will take the sense of a great and flashing *saber*, a meaning it gets from a character to be introduced in Book 2.

84

blade

刃

Think of using a *dagger* as a razor **blade**, and it shouldn't be hard to imagine cutting yourself. See the little *drop of blood dripping off the blade*? [3]

丿 刀 刃

85

cut<sup>(v.)</sup>

切

To the right we see the *dagger* and next to it the number *seven*, whose primitive meaning we decided would be *diced* (FRAME 7). It is hard to **cut** meat or vegetables with a knife without imagining one of those skillful Japanese chefs. Only let us say that he has had too much saké to drink at a party, grabs a *dagger* lying on the mantelpiece and starts *dicing* up everything in sight, starting with the hors d'oeuvres and going on to **cut** up the furniture and carpets.... [4]

## 一 十 切

86

summon

召

A *sword* or *dagger* poised over a *mouth* is how the character used to **summon** a person is written. Note the immediate—how shall we put it politely?—Freudian implications of the character. (Observe, too, if you will, that it is not at all clear whether the long slender object is **summoning** the small round one or vice versa.) [5]

刀 召

- ❖ The primitive meaning remains the same. Just be sure to associate it with a very concrete image, such as a prosecutor at your door with a document that *summons* you to appear in court.

87

evident

昭

Nothing quite works to make something **evident** like “evidence” that backs it up. Here we see a lawyer who *summons* the *sun* down from the noonday sky to stand as a witness and make the facts as **evident** as can be. [9]

日 昭

88

rule<sup>(N.)</sup>

则

The character depicts a *clam* alongside a great and flashing *saber*. Think of digging for *clams* in an area where there are gaming **rules** governing how large a find has to be before you can keep it. So you take your trusty *saber*, which you have carefully notched like a yardstick, crack open a *clam* and then measure the poor little beastie to see if it is as long as the **rules** say it has to be. [6]

贝 则



wealth

畐

To prepare for the following frame, we introduce here a somewhat rare primitive meaning **wealth**. It takes its meaning from the common image of the **overwealthy** as also being overfed. More specifically, the character shows us *one* single *mouth* devouring all the harvest of the *fields*, presumably while those who labor in them go hungry. Think of the phrase exactly as it is written when you draw the character, and the disposition of the elements is easy. [9]

一 口 畐

89

vice-

副

The key word **vice-** has the sense of someone second-in-command. The great and flashing *saber* to the right (its usual location, so you need not worry about where to put it from now on) and the *wealth* on the left combine to create an image of dividing one's property to give a share to one's *vice-wealth*-holder. [11]

畐 副

90

fourth

丁

This character is **fourth** in a system of enumeration from first to tenth based on the ancient lunar calendar and referred to as "the celestial stems." What it shows us is someone waiting **fourth** in line, using a giant metal spike as a makeshift chair. [2]

一 丁

- ❖ When used as a primitive, the character changes its meaning to *nail* or *spike*. When it is written with a single stroke ( 7 ) it will mean a *thumbtack*).

91

sting<sup>(v.)</sup>

叮

You know how a bee **stings**, right? It drives the little barbed *spike* in its bottom into your skin and then pulls away. Of course,

as we noted way back in FRAME 11, the primitive element for *mouth* can refer to any kind of orifice, but imagine the damage a bee could inflict if it could *sting* with its *mouth* at the same time—a kind of bi-polar attack. [5]

口 叮

92

can (AUX. V.)

可

To begin with, you will notice that this character is composed of the very same elements as that of the former frame. Only their arrangement is different.

Remember the story about the “Little Engine that **Could**” when you hear this key word, and the rest is simple. See the determined little locomotive huffing and puffing up the mountain—“I think I **can**, I think I **can**...”—spitting railroad *spikes* out of its *mouth* as it chews up the line to the top. [5]

丁 可

93

older brother

哥

The **older brother** is depicted here as a duplication of the character for *can*. It shouldn't take too much work to imagine him, for whatever reason, as a *can-can* brother. [10]

可 哥

94

crest

顶

The key word can refer to the summit or **crest** of a mountain, but the **crest** of the *head* works better here. The immediate image this conjures up is the *head* of a rooster with its comb or a cockatoo with its crest feathers. And from there it is but a short step to think of the punk hairstyles that imitate this look by shaping the hair into a row of brightly colored *spikes*. So a *spike-head* becomes a **crest**. [8]

丁 顶

## LESSON 6

THE LAST GROUP OF primitives took us pretty far, and probably forced you to pay more attention to the workings of imagination. In this lesson we shall concentrate on primitives that have to do with people.

Remember that even those characters that are given special meanings as primitives may also retain their key-word meaning when used as primitives. Although this may sound confusing, in fact it turns out to be convenient for making stories and, in addition, helps to reinforce the original meaning of the character.

95

second<sup>(ADJ.)</sup>

乙

This character belongs to the same series of “celestial stems” as that in FRAME 90 of the last lesson. The **second** person in line is seated in what looks like a rocking chair (much better situated than the *fourth* seat). [1]

乙

- ❖ Since this is also a pictograph of a *hook* or *fishhook*, let us take these as primitive meanings. Its shape will rarely be quite the same as that of the character. When it appears at the bottom of another primitive, it is straightened out, almost as if the weight of the upper element had bent it out of shape: 丄. When it appears to the right of another element, the short horizontal line that gets the shape started is omitted, and the whole character is stretched out and narrowed—all for reasons of space and aesthetics: 丂.

96

fly<sup>(v.)</sup>

𠂇

The large *fishhook* has two wee propellers (the two *drops* on the side) attached to them for **flying**. [3]

𠂇 𠂇 𠂇

97

子

child

This character is a pictograph of a **child** wrapped up in one of those handy cocoons that Indian squaws fix to their backs to carry around young **children** who cannot get around by themselves. (Incidentally, this is why English has taken over the word “papoose” from the Algonquin language to refer to the device itself.) The first stroke is like a wee head popping out for air; the second shows the body and legs all wrapped up; and the final stroke shows the arms sticking out to cling to the mother’s neck. [3]

㇀ 了 子

- ❖ As a primitive, this character retains the meaning of *child*, though you might imagine a little older *child*, able to run around and get into more mischief.

98

孔

cavity

A **cavity** is really just a small hole, but the first thing we think of when we hear the word is that little pothole that shows up in a diseased tooth. The Chinese may not use the character in this sense, but what’s to stop us?

Probably the one thing most *children* fear more than anything else is the dentist’s chair. Can you remember the first time as a *child* you saw your dentist hold an x-ray up to the light and pronounce the ominous word “cavity”? Even though you were not likely to know that the word meant that you have an extra hole in your head until you were much older, it did not take long before the sound got associated with the drill and that row of shiny *hooks* the dentist uses to torture people who are too small to fight back. [4]

子 孔

99

吼

roar<sup>(v.)</sup>

A *mouth* and a *cavity* combine to create the character for **roar**. It shouldn’t tax your memory banks too much to think back to how you howled and **roared** the first time you had a *cavity*

drilled by a doctor poking around inside your *mouth* with his weapons of dental destruction. [7]

口 吼

100

chaos

乱

When things get **chaotic**, manners are laid aside and tempers get short, even in the most courteous of circles. This character shows what happens to a *tongue* caught up in **chaos**: it gets “barbed” like a *fishhook*, and becomes sharp and biting. Be sure you see an actual *tongue* actually *hooking* people, and not rush over the metaphor with an abstract sense. [7]

舌 乱

101

(-ed)

了

This character is most frequently used as a grammatical particle. Since it can indicate completion of an action, it is here assigned the key word **-ed**. Learn this character by returning to **FRAME 97** and the image given there. The only difference is that the “arms” have been left off (actually, only tuck-**ed** inside). Thus a *child* with its arms wrap-**ed** up into the backsack is the picture of a job successfully complet-**ed**.

Incidentally, you should be aware that this grammatical particle has generated a great deal of debate among specialists. [2]

了 了

102

woman

女

You have probably seen somewhere the form of a squatting **woman** drawn behind this character, with two legs at the bottom, two arms (the horizontal line) and the head poking out the top. A little farfetched, until you draw the character and feel the grace and flow of the three simple strokes. Remembering the character is easy; being able to write it beautifully is another thing. [3]

ㄥ 女 女

- ❖ The primitive meaning is the same: *woman*. It will help if you have a particular person in mind.

103

good

好

The sense of **good** carried by this character is very broad in range. And what better image for this than a *woman* holding her *child*. [6]

女 好

104

be like

如

Pardon us if we revert to the venerable old Dr. Freud again, but his eye for symbolism is often helpful to appreciate things that more earthy imaginations once accepted more freely but that we have learned to cover over with a veneer of etiquette. For instance, from ancient times things like the *mouth* of a cave have served as natural ritual substitutes for the opening through which a *woman* gives birth. This is just one example of the way in which one thing can **be like** another in a metaphorical sense and can help unlock the hidden meanings of ritual and symbolism. [6]

女 如

105

mother

母

Look closely at this character and you will find the outline of the character for *woman* in it, the second stroke of which has been expanded to make space for the two breasts that help a **mother** be a **mother**. [5]

ㄥ 𠂇 𠂇 母 母

- ❖ As a primitive we shall add the meaning of *breasts* in accord with the explanation given above. Take careful note of the fact that the form is altered slightly when this character



serves as a primitive, the two dots joining together to form a longer stroke: 𠄎. An example follows in the next frame.

106

pierce

贯

If one is asked to think of associations for the word **pierce**, among the first to come to mind is that of **piercing** one's ears to hold earrings, a quite primitive form of self-mutilation that has survived into the twenty-first century. The character here is read, top to bottom: *mother . . . oyster*. All you need to do is imagine **piercing** an ear so that it can hold a *mother-of-pearl* you have just wrested from an *oyster*. [8]

丩 口 母 母 贯

107

elder brother

兄

The difference between “older brother” (FRAME 93) and **elder brother** is ever so slight in English, the latter sounding just a bit less colloquial. The same is the case in Chinese.

By now characters like this one should “look like” something to you even though it is more of an “ideogram” than a “pictograph.” The large *mouth* on top and the *human legs* below almost jump off the page as a caricature of **elder brother**, the one with the big *mouth* (or if you prefer a kinder image, the one who “has the say” among all the children). [5]

口 兄

- ❖ As a primitive this character will take the meaning of *teenager*, in accord with the familiar image of the big *mouth* and the gangling, clumsy *legs*.

108

overcome<sup>(v.)</sup>

克

In this frame we get a chance to use the character we just learned in its primitive meaning of *teenager*. The *needle* on top indicates one of the major problems confronting the *teenager* growing up in today's world: drugs. Many of them will fall under the shadow of the *needle* at some time during those tender years.

Only when a whole generation rises up and declares, "We Shall Overcome," will the *needle* cease to hang over their heads as it does in this character. [7]

十 克

## LESSON 7

IN THIS LESSON we turn to primitive elements having to do with quantity. We will also introduce a form known as a “roof,” a sort of overhead “enclosure” that comes in a variety of shapes. But let us begin slowly and not get ahead of ourselves, for it is only after you have mastered the simple forms that the apparently impenetrable complexities of later primitives will dissolve. The primitives we give here will immediately suggest others, on the basis of what we have already learned. Hence the somewhat haphazard order among the frames of this lesson.

109

small

小

The sense of **small** in this character is actually of three **small drops**, the first of which (the one in the middle) is written larger so that the character has some shape to it. The point of writing it three times is to rub the point in: **small, small, nothing but small.** [3]

小 小 小

- ❖ The primitive meaning remains the same, *small*. Written above a horizontal line, its form is slightly altered, the last two strokes turning inwards like this: 冫.

110

few

少

First we need to look at the fourth stroke, the *drop* at the bottom that has been extended into a longer diagonal stroke leaning left. This happens because a single, isolated drop will NEVER appear beneath its relative primitive in its normal size, for fear it would drop off and get lost. As for the meaning, let the *drop* indicate a further belittling of what is already *small*—thus making it a **few** of something *small*. [4]

小 少

- ❖ Note that when this character is used as a primitive element that is placed UNDER another element, the third stroke is

omitted, giving us 吵. We will not meet an example of this until FRAME 380.

111

noisy

吵

You might think that **noisy** should be associated with many people talking at once, but the idea in this character is much more philosophical than that: What happens when things get **noisy** is that people's vocabulary shrinks to a more neolithic level the higher the volume is turned up. And so it is that **noisy** becomes associated with the very *few* things a *mouth* can say when it is talking loudly. Try to picture people quoting Shakespeare to each other in a shouting match, and you will see how right this character is. [7]

口 吵

112

grandchild

孙

Ironically, the word **grandchild** suggests someone large and grand, but the character is closer to the truth in depicting a *child* that is *small*. [6]

子 孙

113

large

大

Here we have a simple pictograph of a person taking up the space of an entire character and giving it the sense of **large**. It should not be too hard to locate the two legs and outstretched arms. [3]

一 十 大

- ❖ When used as a primitive, this character needs a different meaning, since the element representing the human person will come up later. Therefore, this shape will become a *large dog* or, if you prefer, a *St. Bernard dog*. In FRAME 239 we will explain why this choice was made.

114

tip<sup>(N.)</sup>

尖

The **tip** this character refers to is the tapered point of something like a pen or a pagoda. The composition of the elements, *small* and *large*, is perfectly suited to the image of a *small tip* at the end of something *larger*. [6]

小 尖

115

evening

夕

Just as the word **evening** adds a touch of formality or romanticism to the ordinary word “night,” so the character for **evening** takes the ordinary looking *moon* in the night sky and has a cloud pass over it—partially hiding it and hence eliminating the final stroke. [3]

夕 夕 夕

116

many

多

“**Many moons ago**,” begins much of Amerindian folklore—a colorful way of saying “Once upon a time” and a great deal of help for remembering this character. Here we have two *moons*. (three of them would take us back to the beginning of time, which is further than we want to go.) [6]

夕 多

117

enough

够

“**Enough is enough**.” Who has not been scolded with these words in their youth by a parent or teacher who has run out of patience! If you can conjure up the memory of a particular time you used it, then imagine this short *sentence* becoming an uncontrollable obsession, as you watch yourself walk off into the sunset muttering it *many times*—over and over and over again. [11]

句 够

118

outside

外

On the left, the primitive for *evening*, and on the right, that for the *magic wand*. Now, as every magician worth his abracadabra knows, bringing your *magic wand* out into the *evening* air makes your magic much more powerful than if you were to stay indoors. Hence, *evening* and *magic wand* takes you naturally **outside**. [5]

夕 外

119

name<sup>(N.)</sup>

名

Perhaps you have heard of the custom, still preserved in certain African tribes, of a father creeping into the tent or hut of his newborn child on the night of the child's birth, to whisper into its ear the **name** he has chosen for it, before making his choice public. It is an impressive "naming" custom and fits in tidily with the way this character is constructed: *evening* . . . *mouth*. At *evening* time, a *mouth* pronounces the **name** that will accompany one throughout life. [6]

夕 名

120

silk gauze

罗

Although commonly used as a family name, the character has its own meaning: **silk gauze**. True, we usually think of gauze as something to wrap a wound with, but here we have a classier sort, a **silk gauze** that is used for a hair *net*. You know, the kind you wrap your head in at *night* to keep your waves and curls in place to avoid a bad hair day tomorrow. [8]

四 罗

121

factory

厂

The ideal **factory**, to contemporary taste, is one in which everything has been so simplified that there are no people needed to run it. Here we have a portrait of the **factory** of the future, where even the robots have been retired, leaving, well—nothing. [2]

一 厂

- ❖ As a primitive, the character can also mean precisely what it looks like: a steep *cliff*. You can certainly imagine someone standing at the top looking down into the abyss below.

122

hall

厅

Unlike the great **halls** this key word brings to mind, like Carnegie **Hall** or the Royal Albert, there are no concerts played in the Great **Hall of Nails**, which is actually the world largest *factory* for the production of paraphernalia for sideshow masochists: *nail beds*, *nail chairs*, even *nail cribs* for training the next generation. For those who don't live in the neighborhood, a "Great **Hall of Nails**" site is coming soon to the internet. [4]

厂 厅

123

stern

厉

The key word **stern** takes many of us back to grammar school, where we first learned the meaning of the word through first-hand experience with iron-fisted bosses masquerading as educators. The whole thing was set up like a *factory*, with students lined up in their little desks like so many automatons as one teacher after the other filled their heads with *ten thousand* tidbits of knowledge a day. Anyone at all that threatened their quota was subject to **stern** punishment—or, when all else failed, an ignominious flunk. [5]

厂 厉

124

thick

厚

When we refer to someone as **thick-skinned** or **thickheaded**, we are often quick to add—even if only under our breath—something about their upbringing. Perhaps it is because deep down we cherish the belief that by nature people are basically tender and sensitive.

Be that as it may, the Chinese character for **thick** depicts a *child* abandoned out on the wild *cliffs*, exposed to the heat of the

*sun*, and thus doomed to develop a head and skin as **thick** as the parent who left it there. [9]

## 厂 戸 厚

125

stone

石

With a *mouth* under a *cliff*, what else could we have here but the entrance to a secret cavern, before which a great **stone** has been rolled so that none may enter. Perhaps it is the hiding place where Ali Baba and his band of thieves have stored their treasures, in which case that magic word known to every school child who ever delighted in the tales of the *Arabian Nights* should be enough to push the **stone** aside. But take care—the *cliff* is steep, and one slip will send you tumbling down into the ravine below.

This is the only occasion on which the second stroke in *cliff* extends to the middle of the horizontal stroke. If you think of the edge jutting outwards (as in the story above), the problem should be taken care of. [5]

## 一 厂 石

- ❖ The *stone* is a quite common primitive element, which is not restricted to great boulders but is used for *pebbles* or *rocks* of any size or shape.

126

gravel

砂

In this character a *few stones* take on the meaning of **gravel**. Imagine ordering a wheelbarrow of *stones* from your local quarry and having them dump an entire truckload on your garden path. Imagine how annoyed you would be: “I said a *few stones*, a little **gravel** for my walkway—not a blooming mountainside!” [9]

## 石 砂



127

wonderful

妙

The primitive for *woman* is on the left (there and at the bottom of another primitive is where you will always find her), and to the right the element for *few*. When we refer to a *woman* as **wonderful**, we mean to praise her as the sort of person we meet but *few* of and far between. [7]

女 妙

128

resemble

肖

The word **resemble** should suggest, among other things, a son who **resembles** his father. A “chip off the old block” is the way we often put it, but the character is more simple. It speaks of a *small* bit of *flesh*. [7]

丨 丿 丨 肖

❖ When this character is used as a primitive, its meaning changes to *sparks* or *candle*.

129

peel<sup>(v.)</sup>

削

For want of a kitchen knife, you decide to **peel** an apple with a *saber*. You strike a warrior's pose, toss the apple into the air, and with a guttural shout, brandish your trusty *saber* in the air with lightning speed. Can you see the *sparks* flying and the peelings falling to the ground? [9]

肖 削

130

ray

光

There are really only two primitives here, *small* and *human legs*. The fourth stroke that separates them is added for reasons of aesthetics. (If that doesn't make sense, try writing the character without it and see how ugly the results look, even to your beginner's eye.)

Now if you have wondered what those little particles of “dust” are that dance around in the light **rays** that come through the window and fall on your desk, try imagining them as *small* and

disembodied *human legs*, and you should have no trouble with this character. [6]

灬 止 光

131

overly

太

All right, you are wondering, **overly** “what”? Given the legendary temperament of the *St. Bernard dog*, we may suppose that it is being **overly** affectionate. Hence the large *drop* of slobber—yuck. [4]

大 太

132

economize

省

When we decide it's time to **economize**, we take it for granted that we will need to trim back our appetites a bit. If one's *eyes* can be too big for one's stomach, they can also be too big for one's pocketbook. Or, as this character suggests, too many. Imagine yourself with *eyes* all over your head, so that in order to **economize** you will have to pluck most of them out until only a *few* remain. [9]

少 省

133

strange

奇

The elements we are given to work with here are *St. Bernard dog* and *can*. Lots of phrases pop to mind to attach these words to the key word, but they end up being too abstract because of the word *can*.

It is helpful in such cases (and there will be a number of them as we go along) to stick closely to the more basic elements, in this case, *mouth* and *nails*. Now all we need do is create a fictitious “**Strange But True**” column in the Sunday funnies, featuring a *St. Bernard dog* whose *mouth* has been sealed shut with a row of *nails* because he was hitting the brandy keg around his neck too hard. [8]

大 奇

## LESSON 8

FOUR BASIC ELEMENTS, it was once believed, make up the things of our universe: earth, wind, fire, and water. We have already met the element for *wind*, and now we shall introduce the others, one by one, in a somewhat longer than usual lesson.

Fortunately for our imaginative memories, these suggestive and concrete primitives play a large role in the construction of the characters, and will help us create some vivid pictures to untangle some of the complex jumbles of strokes that follow.

134

stream<sup>(N.)</sup>

川

A **stream** of water flows pretty much like the character you see in this frame. The reason there are no wavy lines is simply that the Chinese characters no longer use them. [3]

丿 川 川

- ❖ As a primitive, this character will denote a *stream* or a *flood*. Note, however, that there are certain small changes in the writing of the element, depending on where it appears relative to other elements:

on the left, it is written 川

on the top, it is written 川

on the bottom, it is written 川

135

state<sup>(N.)</sup>

州

Here we see *drops of land* (little islets) rising up out of a *stream*, creating a kind of sandbar or breakwater. Ever wonder how the **state** line is drawn between **states** separated by a river? If there were little *drops of land* as in the character, there'd be nothing to it. [6]

州 州 州

136

obey

順

In the language of the primitives, this character would read *stream . . . head*. This turns out to be convenient for remembering its meaning of **obey**. Either one **obeys** the person who is *head* of an organization or else **obeys** by following the *stream* of opinion (“current” practice, we call it). Both these senses come together in this character. [9]

川 順

137

water<sup>(N.)</sup>

水

This character, which looks a bit like a snowflake, is actually a pictograph of **water**—not any particular body of water or movement of water, but simply the generic name for **water**. Should you have any difficulty remembering it, simply think of a *walking stick* being dropped vertically into the **water**, sending *droplets* out in all four directions. Then all you need to learn is how to write it in proper order. [4]

丨 丩 水 水

- ❖ As a primitive, this character can keep its form, or it can be written with three drops to the left of another primitive, like this: 𠂆. This latter, as we will see, is far more common. It can also be written stiffly, in five strokes, as 氷, in which case we will take it to mean a *snowflake*. An example will follow shortly.

138

eternity

永

This character also uses the full form of *water*, though its meaning seems to have nothing at all to do with it. Remember what William Blake said about seeing “infinity in a grain of sand and **eternity** in an hour”? Well, reading this character from top to bottom, we see “**eternity** in a *drop of water*.”

Note how the introduction of the *drop* requires that the first stroke of *water* begin with a short horizontal “starter line.” Try leaving it out and you will see how reasonable this is. [5]

## j 永

139

blood vessels

脉

It is estimated that if you were to lay all the **blood vessels** in the body of an average adult (about 40 billion of them) end to end, they would reach four times around the earth. Which means that when mother and father look at their newborn baby, they can take added pride in the fact that if the three of them pooled their **blood vessels**, they would reach all the way to the moon—or *flesh* from here to *eternity*. [9]

## 月 脉

140

request<sup>(v.)</sup>

求

Let the key word suggest a formal invitation that begins, “Mr. and Mrs. Snow **request** the honor of your presence at the wedding of their beloved daughter *Snowflake* to *Dripdrop*, the son of Mr. and Mrs. Leak...” The only stroke remaining to account for is the *one* that runs between and “unites” the happy couple together until death (or sunlight) do them part. [7]

## 一 扌 寸 才 求 求

141

spring<sup>(n.)</sup>

泉

Call to mind the image of a fresh, bubbling **spring** of *water*, and you will probably notice how the top of the **spring** you are thinking of, the part where the “bubbling” goes on, is all *white*. Happily, the *white* is just where it should be, at the top, and the *water* is at the bottom. [9]

## 白 泉

- ❖ We will keep this image of a *spring* when using this character as a primitive, but not without first drawing attention to a slight change that distinguishes the primitive from the character. The final four strokes (the element for *water*) are

abbreviated to the three small *drops* that we learned earlier as the character for *small*, giving us: 泉.

142

flatlands

原

“The flatlands are alive, with the sound of muusic...” ♪ Well, they are in this case anyway, though the setting is a rather grisly one. Watch Schwester Maria as she skips along merrily, dodging in and out of the *springs* that pop up like landmines until she comes to the edge of a *cliff* and loses her balance. Listen to her words echoing as she falls and this character should be yours forever. [10]

厂 厖 原

143

swim

泳

On the left we see again the primitive for *drops of water*. To the right, we see the character for *eternity*. Knowing how much children like to *swim*, what could be a better image of an *eternity* of bliss than an endless expanse of *water* to *swim* in without a care in the world? [8]

氵 泳

144

continent

洲

If *states* are separated by smaller bodies of *water*, *continents* are separated by great oceans. The *drops of water* to the left of *state* fill this function. [9]

氵 洲

145

marsh

沼

Unlike the *flatlands* with their cliffs, the *marshlands* are low and near a source of *water* that feeds them until they get soggy through and through. Why certain land becomes *marsh* is probably due to the fact that it feels thirsty, and so tries its best to *summon* the *water* over to its side. But, like so many temptations, the last state of the victim is worse than the first. Hence the slushy *marsh*. [8]

氵 沼

146

sand<sup>(N.)</sup>

沙

Learn this character in connection with that for *gravel* from FRAME 126. The difference between **sand** and gravel is one your feet know very well from walking along the beach. The **sand** is finer and the gravel cuts into the skin. Hence the element for *stone* figures prominently in gravel, whereas that for *water* (which, after all has done the work of grinding away at the stone for centuries) shows up here in **sand**. [7]

氵 沙

147

Yangtze

江

China's equivalent to the Mighty Mississippi' is the **Yangtze**. In fact, the character in this frame, although generically meaning river, can be used as an abbreviation for the **Yangtze**, much the same as the "River" of "Ole Man River" is for those who live on the banks of the Mississippi. The elements that make it up show *water* and an *I-beam*. Actually, the heavy metal *I-beam* is being launched as a raft by some mentally challenged Huck Finn hoping to cruise on the **Yangtze**. If you see him shoving off and imagine what happens afterwards, it could help fix the elements in your mind. [6]

氵 江

148

juice<sup>(N.)</sup>

汁

This is not just any ordinary **juice**, but a brew of *water* and *needles*. Its distinctively sharp taste cuts your thirst by distracting it with excruciating pain as the **juice** passes down your throat. [5]

氵 汁

149

潮

tide

Before we get to explaining this character, take a look at it and see if you can figure out the primitive elements on your own.... On the left is the *water*—that much is easy. On the right we have only one primitive, the character for *dynasty* learned back in FRAME 49. See how an apparently complex character falls apart neatly into manageable pieces?

To get the meaning of the key word **tide**, just think of the ebb and flow of a *dynasty's* fortunes—literally. Watch as all the wealth of the empire flows into the emperor's court at high **tide**, and note how everything there empties out back into the populace when it is at low **tide**.

By the way, if you missed the question about the number of primitives, it is probably because you forgot what we said earlier about characters becoming primitives, independently of the pieces that make them up. As a rule, look for the largest character you can write and proceed from there to primitives stranded on their own. [15]

氵 潮

150

源

source

With the advice of the last frame in mind, it is easy to see *water* and *flatlands* in this character for **source**. Both in its etymology (it has a common parent with the word “surge”) and in popular usage, **source** suggests the place *water* comes from. In this character, it is under the *flatlands*, where we earlier saw it breaking the surface in those bubbly little springs. [13]

氵 源

151

活

lively

When we speak of a **lively** personality or a **lively** party, we immediately think of a lot of chatter. This character depicts the idea of **lively** by having *tongues* babble and splash around like flowing *water*. [9]

氵 活



152

extinguish

消

Among the many things *water* can do is help **extinguish** fires, and that is just what we have here. First of all, take the *water* at the left as the *drops of water* that are used to depict *water* in general. In the best of all possible worlds, the most efficient way, to **extinguish** a fire would be to see that each *drop of water* hits one *spark* of the conflagration. An unthinkable bit of utopian fire fighting, you say to yourself, but helpful for assigning this key word its primitives. [10]

灬 消

153

river

河

The character in this frame represents a step up from the *stream* we met in FRAME 134: it is a full-sized **river**, just like the character in FRAME 147 for *Yangtze*. The *water* to the left tells us what we are dealing with, and the *can* at the right tells us that our “little engine that *could*” has now become amphibious and is chugging down the Yellow River (which is written using this character) like a regular old riverboat. [8]

灬 河

154

fish<sup>(N.)</sup>

鱼

We have held off on this character, even though we learned its elements in earlier chapters, in order to introduce it in conjunction with the following frame.

The character shows three elements, which we list in the order of their writing: *bound up* . . . *rice field* . . . *floor*. Not much to work with at first sight. But we can join them together by thinking of a three-part story: first a **fish** is caught and *bound up* on a line with its unfortunate schoolmates; when the fisherman gets home, he cuts off the head and tosses it, with the entrails, out into the *rice fields* for fertilizer; and the rest he sets on the *floor* of his kitchen for the cat, while he tosses a package of frozen **fish sticks** into the microwave for himself. [8]

灬 鱼 鱼

155

fishing<sup>(N.)</sup>

渔

To the story we have just made about *fish*, this character for the profession of **fishing** adds yet another element BEFORE the others: namely the *water*, where the fish was happily at home before being caught, disemboweled, and eaten. Be sure to get a clear image of the *water* when you put it all together to create a picture of **fishing**. [11]

氵 渔

156

lake

湖

Rather than use the character for *recklessly* from FRAME 17 as a primitive element, let us take the elements one by one: *water* . . . *ancient* . . . *flesh*. You have heard of legends of people being abandoned in the mountains when they had become too *ancient* to work. Well, here is a legend about people being set adrift in the *waters* of a stormy **lake** because their *flesh* had gotten too *ancient* to bear the burdens of life. [12]

氵 湖

157

fathom<sup>(V.)</sup>

测

Connoting the measurement of the depth of water, the key word **fathom** begins with the *water* primitive. To its right, we see the character for *rule* (FRAME 88) which we learned in the sense of “gaming *rules*.” Now when we measure the depth of *water*, we have to follow a different set of *rules* than those we use to measure the fish we pull out of it. We **fathom** it; that is, we measure it in units of six feet. Picture yourself **fathoming** a body of *water* several hundred feet deep according to official *rules*, which stipulate that you must use a government-approved tape measure and avoid the use of electronic equipment. [9]

氵 测

158

soil<sup>(N.)</sup>

土

We don't like it any more than you do, but this character is not the pictograph it is trumped up to be: a mound of **soil** piled on the ground. All we can recommend is that you memorize it as it is. Anyway, it will be occurring with such frequency that you have almost no chance of forgetting it, even if you try. [3]

一 十 土

- ❖ When this character is used as a primitive, the sense of *soil* is extended to that of *ground* because of its connection with the character for the same (FRAME 507). From there it also takes the added meanings of *dirt* and *land*.

159

equal

均

The idea of making things **equal** is pictured here at its most basic: land reform. It provides *soil* in *uniform* portions to everyone. To help with the association, we may recall the famous line of Napoleon the Pig in George Orwell's *Animal Farm*: "All animals are **equal**, but some animals are more **equal** than others." Picture one of those suspicious *land* reforms going on in the barnyard and led by one group of animals (the pigs) who apportion the largest parcels to themselves and ration out among everyone else *uniform* slivers of *land* too small to live on. [7]

土 均

160

belly

肚

Here we see a *part of the body* that looks like a mound of *soil*. What else could it be but that large compost pile that over-eaters carry around where their waistlines used to be? Happily, the key word **belly** already suggests something bell-shaped. [7]

月 肚

161

dust

尘

If this character strikes you as too logical to remember—a *small* bit of *earth* meaning **dust**—you may need to take more drastic measures. Imagine taking the *smallest* specks of **dust** you can find around the house and gathering them up into a pile of *earth* outside in your backyard, until you have enough to make a garden. It would take you forever! [6]

小 尘

162

fill in

填

When you **fill in** a form, it is expected that the information be *true*. That said, most people are less concerned with full and *true* disclosure than with protecting their privacy, whereas those who make the forms are often more interested in getting the *dirt* on them. If you can imagine **filling in** some of the blanks with shovelfuls of actual *dirt* to give them what they want, you will keep the metaphor more concrete. [13]

土 填

163

spit<sup>(v.)</sup>

吐

We have here a rather small *mouth* (it is always compressed when set on the left) next to a much larger piece of *dirt*. It is not hard to imagine what you might do if you got a *mouth* full of *dirt*. As least we know what we would do: **spit** it out as fast and far as we could! [6]

口 吐

164

pressure<sup>(n.)</sup>

压

One of the things that causes erosion on inclines is excessive **pressure** of the *topsoil* on the *subsoil*. The increase in **pressure** can be caused by any number of things from heavy rainfall to heavy buildings, especially in the absence of sufficient deep-rooted vegetation to hold the layers together. Here we see a steep *cliff* without a tree in sight. The slightest **pressure** (indi-

cated here by the tiny *drop*) will cause a landslide, which, with a little help from your imagination, you will be able to see happening in this character. [6]

一 厂 压 压

❖

bricks

圭

The two characters for *soil* piled on top of one another give us the primitive element for **bricks**. Given that **bricks** are mostly made of *soil* and that they are made to be piled on top of one another, it should not take much effort to remember this element. [6]

土 圭

165

waaaah!

哇

The shrill cries of a bawling infant can be more piercing than any noise an adult makes, which is why they are so hard to ignore. In this character, we see the sounds of that cry, **Waaah!**, likened to a *mouth* spitting out *bricks* to shatter the silence of our sleep. [9]

口 哇

166

Chinese inch

寸

This character stands for a small measurement used prior to the metric system, a little less than  $1\frac{1}{2}$  English inches in length and one-tenth of a *Chinese foot* (which we will meet later, in Book 2). The character, appropriately, represents one *drop* of a *ten* (with a hook!). [3]

一 十 寸

- ❖ When this character is used as a primitive, we shall use it to mean *glue* or *glued to*. There is no need to devise a story to remember this, since the primitive will appear so often you would have to struggle hard NOT to remember it.

167

seal<sup>(v.)</sup>

封

Think of the key word **seal** in connection with a letter you have written and are preparing to close. Instead of using the traditional hot wax to **seal** the document, you *glue* a *brick* on the outside—a love letter **SWAB** (**sealed** with a *brick*). A romantic thought, but the postage will bankrupt you. [9]

圭 封

168

time<sup>(n.)</sup>

时

**Time**, to be measured, needs a fixed and immovable point of reference. At least in our galaxy, that role is played by the *sun*. Or, as this character has it, **time** is *glued* to the *sun*. All you need to make this memorable is to imagine a clock face actually *glued* to the face of the *sun*. [7]

日 时

169

Buddhist temple

寺

You have heard of people “attaching” themselves to a particular sect? Here is your chance to take that metaphor literally and imagine some fellow walking into a **Buddhist temple** with a fervent resolve to attach himself to the place. Since there is plenty of unused *land* around the precincts, he simply picks out a suitable patch, brushes the soles of his feet with *glue*, steps down firmly, and so joins the **Buddhist temple** as a “permanent member.” [6]

土 寺

170

fire<sup>(n.)</sup>

火

Just as sitting before a **fire** enlivens the imagination and lets you see almost anything you want to in the flames, this character is so simple it lets you see almost any sort of **fire** you want to see. It no longer makes a good pictograph, but we invite you to take a pencil and paper and play with the form—first writing it as shown below and then adding lines here and there—to see what

you can come up with. Everything from matchbooks to cigarette lighters to volcanic eruptions to the destruction of Sodom and Gomorrah have been found here. No doubt you, too, will find something interesting to bend your memory around these four simple strokes. [4]

、 丶 灬 火

- ❖ Although the generic meaning of *fire* can be carried over as a primitive meaning, it is usually best to keep to the meaning of *flames* or *fireplace*. Another primitive element for *fire*, based on this one, is written 灬 and will mean *cooking fire*.

171

destroy

灭

What we see here is a *fire*— a large *fire* with a menacing, wicked grin—raising its eyes to the *ceiling* with intent to **destroy** the very room you find yourself in as you read these lines. [5]

一 灭

172

ashes

灰

The character for *ashes* naturally includes the primitive for *fire*, or more specifically, a *fireplace*. Now what do you do with that bucket of *ashes* you have just cleaned out of the *fireplace*? You strap it to your belt and walk around with it *by your side* until the wind scatters them, with distributive justice, over everyone else's property. [6]

一 灬 灰

173

vexed<sup>(ADJ.)</sup>

烦

When people are **vexed** about something, they often refer to themselves as “really burned” about it. In this character, the person's *head* is on *fire*, raising the metaphor to new heights. [10]

火 烦

174

inflammation

炎

A *fire* belongs IN the *fireplace*, not OVER it. When the *fire* spreads to the rest of the house, we have an **inflammation** of the house. As with any **inflammation**—including those that attack our bodies—the danger is always that it might spread if not checked. This is the sense behind the reduplication of the element for *fire*, one atop the other. [8]

火 炎

175

thin<sup>(ADJ.)</sup>

淡

You may not think there is such a thing as **thin water** or **thin fire**, but when you mix *fire* and *water*, the one does make the other **thin**. When you see this key word, think not of “slender” but of **thin** in the sense of pale, diluted, or weak. Paint **thinner** makes paint **thin** in this way (though we do not recommend mixing it with *fire*, unless you want a **REAL inflammation**). [11]

氵 淡

176

lamp

灯

Since it is very hard to read by the *fireplace* without going blind from the flickering of the flames or burning up from the heat, our ancestors invented a way to *nail* down a bit of that *fire*, just enough to light up the text of their evening newspapers and no more. Voilà! The **lamp**. [6]

火 灯

177

spot<sup>(N.)</sup>

点

If you look into the flickering of a *cooking fire* for a long time and then turn aside, you will see **spots** before your eyes. Although nobody ever thought of such a thing before—as least as far as we know, they didn’t—imagine using those **spots** as a way to *tell fortunes*. The old witch sits before a large iron cauldron hanging over a *cooking fire* and watches the **spots** that show up when she turns to look at you, and from that *tells* your *fortune*. Think of it as a kind of **spot-check** on your future. [9]



## 占 点

178

illuminate

照

Although the range of possible meanings that the character for **illuminate** can have is about as rich as the connotations of the English word, we need to focus on just one of them: to make something obscure *evident*. If you glaze a pot and put it into the oven to “fire” it, you in fact **illuminate** it. Hence the character for **illuminate** makes a connection between the character for *evident* and the primitive element for *cooking fire*. [13]

昭 照

## LESSON 9

ALTHOUGH THE study of the four basic elements undertaken in the last lesson brought us a lot of new characters—45 in all—we have only scratched the surface as far as *water*, *earth*, *wind*, and *fire* are concerned. Perhaps by now it is clear why we said at the beginning of this lesson that we are lucky that they appear so frequently. The range of images they suggest is almost endless.

In this chapter our focus will be on a few new “roof” and “enclosure” primitives. But first, a character that we might have included in the last group but omitted so as not to be distracted from the four elements.

179

li

里

That's right—a *li*. Don't bother looking it up in your English dictionary; it's a Chinese unit of distance. One *li* is about a half kilometer. The character depicts how the measure came to be used. Atop we see the *rice field*, and below the element for *land*. Think of those four sections you see in the *rice field* (and which we made mention of when first we introduced the character in FRAME 14) as blocks of *land*. Thus, a *land* division based on the size of a *rice field* would be a *li*. [7]

丨 冂 日 日 日 里

- ❖ To get a more concrete primitive meaning for this character, we shall refer to it as a *computer*, a meaning deriving from the character for *logic*, which we will meet in Lesson 12. To remember the meaning, it might help to think of the alternative meaning of the primitive at the top: *brains*.

180

quantity

量

Think of **quantity** as having to do with measuring time and distance, and the rest is simple: you have a **quantity** of time in the new day that begins with *daybreak*, and a **quantity** of distance in the rural *li*. [12]

旦 量

181

bury

埋

When we **bury** something (or someone, for that matter), we usually mean putting it under *ground*. Only here, we are **burying** our beloved *computer* that has served us so well these past years. Behind us a choir chants the “Dies irae, dies illa” and there is much wailing and grief among the bystanders as they pass by to shovel a little *dirt* into what will be its final resting place. R.I.P. [10]

土 埋

Before going any further, we might pause a moment to look at precisely **WHERE** the primitive elements were placed in the character of the last frame: the *ground* to the left and the *computer* to the right. Neither of these is an absolutely fixed position. The character for *spit* 吐 (FRAME 163), for instance, puts *ground* on the right, and that for *wild* 野 (FRAME 1010) will put the *computer* on the left. While there is no reason to bother memorizing any “rules,” a quick glance through a few general guidelines may help. Use them if they help; if not, simply adjust the story for a problem character in such a way as to help you remember the position of the elements relative to one another.

In any case, here are the guidelines that follow from the characters treated up to this point:

1. Many characters used regularly as primitives have a “strong” position or two from which they are able to give a basic “flavor” to the character. For example, *ground* at the left (or bottom) usually indicates something to do with earth, soil, land, and the like; *fire* at the bottom in the form of the four dots, or at the left in its compressed character form, usually tells us we have to do with heat, passion, and the like; a *mouth* at the left commonly signifies something to do with eating, coughing, spitting, snoring, screaming, and so forth. Where these elements appear elsewhere in the characters, they do not, as a rule, have the same overall impact on its meaning.
2. Some primitive elements **ALWAYS** have the same position in a character. We saw this earlier in the case of the primitive meaning three drops of *water* 彡 (page 71).
3. Enclosures like *cliff* 冫 (page 66) and *bound up* 冫 (page 39) are always set

above whatever it is they enclose. Others, as we shall see later, “wrap up” a character from the bottom.

4. All things being equal, the element with the fewer strokes (usually the more common element) has first rights to the “strong” position at the left or bottom. (Note that the left and bottom cannot BOTH be the dominant position in the same character. Either one or the other of them will dominate, usually the left.) The characters for *gravel* 砂 (FRAME 126) and *sing* 唱 (FRAME 22) illustrate the point.

182

black

黑

Three frames ago we noted that it might help to think of the top part of the primitive for *computer* as *brains*. In this character you will see why. Note how the third stroke, ordinarily written as a single horizontal line, is here broken up into a pair of *animal horns* right in the middle of the element. Think of this as a brain impaled (literally) on the *horns* of a dilemma.

That done, there is no problem with this character. Like most things electrical, a *computer*, too, can overheat, and often this happens because its *brain* is caught on the *horns* of a dilemma. Now look closely with your imaginative eye and you can see the *horns* sprouting out of the CPU and *flames* pouring out of the *computer* to char the keyboard, the monitor, and your desk a sooty black color. [12]

丨 冂 冂 冂 回 回 回

里 黑

183

black ink

墨

Besides meaning **black ink**, this character also appears in the word for an inked string that is pulled taut and snapped to mark a surface, much the same as a carpenter doing repair work in your home might use a chalked string. Here it is used to mark the *dirt* on a baseball diamond with a long, heavy piece of string soaked in **black ink**. [15]

黑 墨



## hood



In addition to the basic meaning of **hood**, this shape can be used for a **glass cover**, such as that used to serve “pheasant under glass.” Note its difference from the element for *wind*: the second stroke is hooked **INWARDS** here. To help remember this detail, think of the wind as blowing “out” and a **glass cover** as keeping something “in.” Among the related images suggested by this primitive are: a monk’s **cowl**, a riding **hood**, a **helmet**, and an automobile **hood**. [2]



184

risk<sup>(v)</sup>

In order not to **risk** being identified, burglars often wear a mask or something else draped over their face. If you look closely at the character and “read off” the primitive elements, you will end up with a *hood* with *two* slits for the *eyes*. It would almost be worth trying one on if becoming a burglar didn’t **risk** a lot more than just being recognized.

Even if you followed the explanation above, it bears repeating that the top four strokes are **NOT** the same as the primitive for *sun* or *day* or *tongue wagging in the mouth*. The difference is subtle but not to be ignored. [9]



185

## same



The primitives in this character show us *one* and *mouth* under a *hood*. Let us take the key word to connote the sense in which monks living in community share the **same** life, routine, food, and ideals. We might say they all have the **same** habits, including the “habit” they wear on their backs. Here we see the monk’s *cowl*, drawn down over the eyes so that all you can see when you look at him is a *mouth*. But since monks also speak their prayers in common, it is but a short step to think of *one mouth* under a *hood* as the character for everything that is the **same** about monastic life. [6]

# 冂 冂 冂

❖ When this character is used as a primitive, it will mean *monks* dressed in a common habit.

186

cave

洞

Early hermit-*monks* often lived in *caves* where they prayed and fasted for years on end. The one thing they could not do without was *water*. To fix this image, imagine a *monk* who has filled up his *cave* with *water* neck high, which makes it difficult to sleep but at least protects him from dehydration. [9]

## 冂 洞

187

lovely

丽

What could be more *lovely* than a happy couple! This character describes it as a pair of *helmets* hanging from the *ceiling*. Obviously, we have a pair of ex-Hell's Angels, now comfortably situated in their suburban home, with only those icons from the past to remind them of their former life. By way of exception, let the *drops* stand as pictographs of the chin straps. [7]

## 一 冂 冂 丽

188

orientation

向

This character begins with a mysterious *drop* off in the distance. Then we find a sort of transparent *helmet* with no eyes or nose, but only a prominent *mouth* under it—obviously an extraterrestrial. And what is it jabbering on about with its *mouth* open like that? It has strayed far from its spaceship (the *drop* off in the distance) whose fuel tanks are bone dry. Seeing that the poor creature is completely “disoriented,” you offer a first **orientation** to life on earth by handing him a few bucks and pointing the way to the nearest gas station. [6]

## 冂 白 向

189

echo<sup>(n.)</sup>

响

When we need *orientation* in a dark place, where we are blind as a bat, we usually grope our way around the nearest wall to navigate our way out. If we were really as blind as the bat, we could do what the bat does: let out a shrill sound from our *mouth* and use the **echo** to guide us. [9]

口 响

190

esteem<sup>(v.)</sup>

尚

Above we see the primitive for *small* attached to one of those *glass covers* you might use to display a family heirloom. Its being *small* is important, because what is in fact on display is the shrunken, stuffed, and mounted *mouth* of an ancestor we particularly **esteem**. We may be used to **esteeming** the words our forebears leave behind, but here we also **esteem** the very *mouth* that spoke them. We leave it to you to imagine a suitable place in your room for displaying such an unusual conversation piece. [8]

小 尚 尚

❖

宀

house

This extremely useful primitive element depicts the roof of a **house**. You can see the chimney at the top and the eaves on either side without much trouble. It is a “crown” element, which means that it is invariably set atop other things. Examples follow immediately. [3]

宀 宀 宀

191

character

字

Here is the character for **character** itself. Not just Chinese characters but any written **character** from hieroglyphs to Sanskrit to our own Roman alphabet. It shows us simply a *child* in a *house*. But let us take advantage of the double meaning of the key word to note that just as a *child* born to a Chinese *house*

is given **characters** for its name, so it is also stamped with the “character” of those who raise it from infancy on. [6]

宀 字

192

guard<sup>(v.)</sup>

守

If you want to **guard**, the best way is to post a watchman, like the royal soldiers in front of Buckingham Palace or the Pope’s Swiss Guard. The whole idea of hiring people to **guard** is that they should stick like *glue* to your *house* to protect it from unwanted prowlers. So go ahead and find a watchman who is really stuck on his job and *glue* him to your *house* to **guard** it. [6]

宀 守

193

finish<sup>(v.)</sup>

完

To start a *house* we lay the foundations; to **finish** it, a roof. This character shows the “finished” product, from the *beginnings* in the foundation at the bottom, to the roof with its chimney at the top. Come to think of it, the same holds true of anything we start and **finish**. [7]

宀 完

194

disaster

灾

Take the key word, **disaster**, and one of the first phrases that should pop into mind is “when **disaster** strikes...” That should be all it takes, because what strikes before the **disaster** is a match in an old wooden *house*, consuming the entire structure in a great, roaring *fire*. [7]

宀 灾

195

proclaim

宣

Think of the key word in its religious sense of a missionary preaching: “**proclaiming** the good news to all nations” and “shouting it from the *housetops*” all day, day in and day out.



The element for *daybreak* that follows below has an additional stroke at the top. Remembering what we said about the *sun* creeping up over the horizon (the *floor*) at *daybreak* (FRAME 30), the extra stroke can represent the other horizon towards which the *sun* journeys, giving us “*sunrise, sunset.*” That should be enough to help you remember this simple character, used in fact both for traditional missionary work as well as for one of its contemporary replacements: propaganda. [9]

宀 宀 宣

196

nighttime

宵

Unlike the “evening” (FRAME 115), **nighttime** suggests time spent at night, as in pulling an all-nighter to prepare for an exam when everyone else is fast asleep in bed. The character expresses this by picturing a *house* with a *candle* in it. The reason is obvious: whoever is living there is passing the **nighttime** “burning the *candle* at both ends.” [10]

宀 宵

197

peaceful

安

To be told that the place of the *woman* is in the *house* may not sit well with modern thought, but like all cultural habits the Chinese characters bear the birthmarks of their age. So indulge yourself in a Norman Rockwell image of a **peaceful** moment: a weary *woman* of the *house* slouched asleep in the living room chair, her hair in curlers and a duster lying in her lap. [6]

宀 安

198

banquet

宴

To carry on from the last frame, we note the entire *day* of work that comes between a *woman* and her *house* in preparing for a dinner **banquet**, pictorially “interrupting” her *peaceful* relaxation. [10]

## 宀 官 宴

199

mail<sup>(v.)</sup>

寄

Now there is nothing particularly *strange* about your normal mailbox, but the one depicted here is a *strange house* that you actually have to enter to drop off your letters. Think of the haunted *House of Usher* that Edgar Allen Poe immortalized, or the enchanted *Gingerbread House* that Hansel and Gretel are heading towards with an armful of letters to **mail**. [11]

宀 寄

200

wealthy

富

Here we have the original character on which the primitive element for *wealth* is based. In keeping with the story introduced back then, note how many **wealthy** people get that way through simple inheritance, being born into the *wealth* of their parents' *house*. [12]

宀 富

201

store up

贮

This character shows a family that **stores up** its *clams* by hiding some of them under the roof of the *house* and others under the *floorboards*. [8]

贝 贮 贮

## LESSON 10

OF THE SEVERAL primitive elements that have to do with plants and grasses, we introduce two of the most common in this lesson: *trees* and *flowers*. In most cases, as we shall see, their presence in a “strong” position (in this case, to the left and at the top, respectively) helps give a meaning to the character.

202

tree

木

This is a pictograph of a *tree*, the main trunk shown in the long vertical stroke and the boughs in the long horizontal stroke and the final two strokes sweeping down in both directions. Although it may look similar at first sight to the character for *water* (FRAME 137), the order in which it is written is completely different and this affects its final appearance. [4]

一 十 才 木

- ❖ As a primitive, this character can mean *tree* or *wood*. When the last two strokes are detached from the trunk (木), we shall change its meaning to *pole* or *wooden pole*.

203

woods

林

Learn this frame in connection with the next one. A *woods* is a small cluster of *trees*. Hence the simple reduplication of the character for *tree* gives us a *woods*. [8]

木 林

204

forest

森

A *forest* is a large expanse of *trees*, or “*trees, trees everywhere*,” to adopt the expression we used back in FRAMES 23 and 24. [12]

木 木 森

205

dream<sup>(N.)</sup>

梦

Here we see a *woods* in the *evening*. In your **dreams** you may often find yourself wandering into the *woods* alone, there to have fairytale adventures. All you need do is picture the *woods* hovering overhead, as in this character, luring you, in the dark of *evening*, into their enchanted, **dreamlike** world. [11]

林 梦

206

machine

机

Most of us, at one time or another, have dreamed of inventing a **machine** to land our creation on the pages of history alongside Elie Whitney's cotton gin and Doc Brown's flux capacitor. Here you get your chance, with a **machine** that takes whole trunks of mahogany *trees* in one end and spits out *small tables* on the other, completely crafted, varnished, and ready for market. [6]

木 机

207

plant<sup>(V.)</sup>

植

You have no doubt seen how people practicing the Japanese art of bonsai take those helpless little saplings and twist them into crippled dwarves before they have a chance to grow up as they should. The more proper way to **plant** a young *tree* and give it a fair shake in life is to set it into the earth in such a way that it can grow up *straight*. [12]

木 植

208

apricot

杏

Since **apricots** can be eaten just as they fall from the *trees*, picture this *mouth* agape at the bottom of a *tree* (just as the elements have it), waiting for **apricots** to fall into it. [7]

木 杏

209

dim-witted

呆

The **dim-witted** thimblehead in this character is seated in the topmost branches of a *tree* with his mouth agape, waiting for the fruit to fall into it, but the only thing that happens is that nothing happens. [7]

口 呆

210

withered

枯

When a *tree* is **withered** and about to die, it is probably due to a kind of arteriosclerosis that keeps its sap from flowing freely. This character shows us an *ancient* and wrinkled *tree* with poor circulation, **withered** up and whiling away its remaining days in a retirement center. [9]

木 枯

211

village

村

The character for *village* shows a circle of *trees glued* together to measure off the confines of a **village**. [7]

木 村

212

one another

相

The key word **one another** stirs up associations of people interacting. When we read off the elements, *tree* . . . *eye*, we are given an idea of how to keep this interaction amicable by calling to mind the scriptural proverb about first taking the *tree* trunk out of your own *eye* before helping your neighbors remove the splinters from theirs. [9]

木 相

213

notebook

本

Recalling that **notebooks** are made of paper, and paper made of *trees*, one might think of a **notebook** as a slice of a *tree*. Can you

see the “cross-cut” in the trunk of the *tree*? Picture a chainsaw cutting you out a few **notebooks** to take to school. [5]

## 木 本

214

case

案

The **case** that this key word refers to is the legal kind and the image contrasts the attitudes of the parties involved. While you are in a frazzle, the lawyer answers all your phone calls with, “I’m working on your **case**,” when actually she is swaying, relaxed and *peaceful*, in a hammock strung up between the *trees* in her backyard. Imagine that—people actually get paid to take it easy while you do all the worrying. [10]

## 安 案

215

not yet

未

As the key word suggests, this character has to do with something not quite over and done with. More concretely, it shows us a *tree* that is **not yet** fully grown. The extra short stroke in the upper branches shows new branches spreading out, leaving one with the feeling that the *tree* has a ways to go yet before it reaches maturity. In other words, the character conveys its meaning pictographically, playing on the earlier pictograph of the *tree*. [5]

## 一 未

216

last <sup>(N./ADJ.)</sup>

末

This character is best learned in connection with that of the previous frame. The first stroke shows a branch that is longer than the main branch, indicating that the tree has reached the **last** of its growth, so that its top branches stop spreading and start drooping downwards. Be sure to keep this imagery in mind, to avoid confusing this key word with synonyms that will appear later. [5]

## 一 末

217

foam

沫

The **foam** this character refers to is the *last* stage of *water* after it has dashed and splashed against the rocks, spraying in all directions. The **foam** is thus a wave that has run its full course and reached its *last* on the rocky seashore. If you picture it in your mind's eye, this somewhat rare (but oh-so-easy-to-learn) character is yours for good. [8]

## 氵 沫

218

flavor<sup>(N.)</sup>

味

When a tree has *not yet* finished growing, it produces fruit with a full **flavor**. When the official taster (the professional *mouth* to the left) determines that full **flavor** has been reached, the tree is pruned back so that it remains permanently *not yet* grown. A neat little agricultural trick and an easy way to see the sense of **flavor** hidden in this character. [8]

## 口 味

219

younger sister

妹

The **younger sister** in the family is the *woman* in the family who, like the newest branch in a tree, is *not yet* old enough or mature enough to do everything the older sister can do (see FRAME 1346). [8]

## 女 妹

220

investigate

查

To **investigate** is to get to the bottom of something or track something down, which often has you working all through the night, right to *daybreak*. In the case of this character, it is Sir Isaac Newton, who is **investigating** the laws of physics when the appearance of the sun at *daybreak* prompts the *tree* to stretch and welcome a new day. At that, an apple drops from its

branches square on Sir Isaac's head, inspiring him to discover the law of universal gravitation. [9]

木 查

221

sediment

渣

This character has you in your scuba-diving gear *investigating* at the bottom of a reservoir to see what has made the *water* go bad. See yourself mucking around the **sediment** and finding remnants of all sorts of garbage and chemical waste. Hopefully, someone will find the “dregs” of society that put it there and bring them to justice. [12]

氵 渣

222

dye<sup>(v.)</sup>

染

Take a handful of ash tree seeds, plant them in your backyard, and sprinkle them with *water* mixed with your mother's hair dye. If you are patient enough to nurture this little orchard of ash *trees* to full size, you could carve yourself out the first-ever-in-history brunette or platinum-streaked *baseball* bat. [9]

氵 沈 染

223

plum

李

Little Jack Horner has left his corner and his Christmas pie to try out his fortunes with a *tree* in the garden. He sticks in his thumb and out drops a **plum**, which says, “What a weird *child* you are!” [7]

木 李

224

table

桌

You have to think here of a group of magicians seated around a magical **table**, which is made out of the stump of a *tree*, and has the image of a large *sun* carved into its surface. The magicians pass the *magic wand* around from hand to hand to see if any



of them can make the *sun* shine. At last, one of them succeeds, and the *sun* begins to glow (burning a hole in the table in the process). [10]

𠃉 𠃊 𠃋

225

miscellaneous

杂

Try to associate the key word of this character with *baseball* bats. Usually, they are numbered according to their length, but at the end of the row, there are a few marked **misc**. The reason is that they are pretty far beyond regulation size, several inches longer and thick as telephone *poles*, no doubt a result of steroids that have rubbed off on them from the batters. [6]

九 杂

❖

flower

++

We are not yet equipped with all the pieces necessary to learn the character for **flower**, so shall have to content ourselves here with the first three strokes, which represent the primitive of the same meaning. Concentrate on the actual “bloom” of the **flower**, and keep a particular flower in mind. Try a rose, a tulip, or a daisy, since none of them will have their own character. Think about it well, since once you have decided on your **flower** of choice, you will be using it in a rather large number of stories later on. [3]

一 十 卅

226

as if

若

Here we see a *flower* held in the *right* hand, calling to mind the famous story of the Buddha who held up a *flower* with his *right* hand to a small gathering of his disciples. Most of them were perplexed, but Kasyapa smiled and the Buddha handed him the *flower*, as if he had understood something that everyone else had missed. To this day it remains a mystery what it was that the Buddha communicated to Kasyapa, but everyone treats the story as if it is of pivotal importance. [8]

## 艹 若

227

grass

草

Perhaps you know the custom of seeding **grass** randomly or in some particular pattern with the *flower* called the *crocus*, which blooms for a few days each year in *early* spring. As the **grass** begins to turn green again after winter has passed, these tiny *flowers* dot up here and there. Now just look out your window at a patch of **grass** somewhere and think what a nice idea it would be to have your name spelled out in *flowers* once as a sort of *early* harbinger of spring. [9]

## 艹 草

228

technique

艺

The **technique** we are shown in this character is for catching the ones that keep getting away. The *fishhook* is fitted out with a bouquet of sweet-smelling *flowers*, along with a romantic note, of course. [4]

## 艹 艺

229

suffering<sup>(N.)</sup>

苦

The picture of **suffering** we are given here is that of a *flower* that has grown *ancient*. When a flower ages, it pales and dries up, and probably even endures a kind of botanical **suffering**. If you think that plants are incapable of such feelings, then ask yourself why so many people believe that talking to their *flowers* helps them bloom better. [8]

## 艹 苦

230

wide

宽

Let the key word suggest the sign on the back of a slow-moving rig that is slowing down traffic: **WIDE LOAD**. Here, as is often the case, it is a *house* that is being transported to a new location

at turtle speed. As you approach, you notice that the walls and roof are all made of glass. It's a *see-through* house, not suitable for people but ideal for *flowers* that need all the sun they can get (and which are never in the habit of throwing stones). To complete this image, put yourself back in the driver's seat of the car immediately behind the rig and pop a *wide-angle* lens onto your camera for a souvenir photo. [10]

宀 宀 宽

231

nobody

莫

A rickety old sign with the warning written on it “**Nobody**, but **Nobody** Leaves Here” dangles from a shingle over the entrance to a graveyard. But, contrary to what you expect, this is a thoroughly modern graveyard. Gone are the cobwebs and gnarled trees, the tilted headstones and dark, moonless nights that used to scare the wits out of our childhood imaginations. Instead, we see brightly colored *flowers* placed before the tombstones, the *sun* shining gloriously overhead, and a cuddly *St. Bernard dog* sitting at the gate, making sure that **nobody** tries to leave. [10]

艹 苗 莫

- ❖ When this character is used as a primitive element, we will replace the abstract key word with the more concrete *graveyard*.

232

imitate

模

Ah, but haven't they made a parody of the modern *graveyard* in trying to **imitate** its classic ancestors! The flowers are plastic, the writing on the stones is unimaginative and cold, and the whole thing looks more like a marble orchard than a right and proper *graveyard*. This character continues with the modernization trend by picturing artificial *trees* in the *graveyard*. But of course, how convenient! They don't need pruning or fertilizing, their leaves don't fall, and they remain the same color all year long. But far from **imitating** the real thing, they end up a cheap “imitation.” [14]

## 木 模

233

desert<sup>(N.)</sup>

漠

Let this key word suggest to you a mirage in a **desert**. The haze rising up from the **desert** sands creates the illusion of a body of *water* in the distance. In fact, the mirage only recedes as you crawl your way across the surface of what will soon be your *graveyard*. To fix the image, imagine yourself reaching the mirage and finding out that it is in fact a *graveyard*, in which there is a headstone with your name on it. [13]

## 冫 墓

234

grave

墓

The mounds of *soil* with crude wooden crosses set at their head suggests those Boot Hill **graves** near Tombstone, Arizona, that many of you will remember from cowboy lore. The only odd thing about this character is that the *soil* comes UNDER the *graveyard*, rather than to its left, where we might expect it. Just think of how it looks as you walk toward Boot Hill, with the cross and mound of *soil* in the foreground.

By the way, this is not the first time, nor will it be the last, that we learn a character whose key word is the same, or almost the same, as a primitive element based on it, but whose shape differs somewhat. There is no cause to worry. By using the primitive in a variety of other characters, as we have done here, the confusion will be averted as a matter of course. In most cases, as here, the primitive element is simply one part of the fuller original character. [13]

## 莫 墓

235

seedling

苗

To avoid confusion with images of real seedlings to appear later, we shall take these **seedlings** out of their agricultural setting in the *rice fields* and into the frame of Brave New World surgery, where “ideas” or “values” are being implanted into *brains* like

seedlings to insure a harmonious society. Then you need only imagine them taking root and breaking out into *flower* right through the tops of the skulls of people walking around on the streets. [8]

艹 苗

- ❖ When this character is used as a primitive element, we will adjust its meaning to *tomato seedling*.

236

aim

瞄

In order to **aim** at something through the sights of a rifle, you fix your *eyes* on the thin crosshairs. In this case, however, the usual crosshairs have been replaced with the completely useless serrated leaves of a *tomato seedling*. And not only that, they are poking out of where the lens should be and keep tickling your *eyeball*, keeping you from **aiming** properly. Obviously the sabotage of peacemakers working in a rifle factory. [13]

目 瞄

## LESSON 11

NOW THAT WE have made our way through well over 200 characters, it is time to pause and consider how you are getting on with the method introduced in this book. While this lesson will be a short one (only 21 new characters) you might want to spend some time reviewing your progress in light of the remarks that follow. In them we have tried to draw out the main principles that have been woven into the fabric of the text from frame to frame and lesson to lesson. We do so by looking at some of the typical problems that can arise:

*If you can remember the key word when you see the character, but have trouble remembering the character when you have only the key word to go on...*

Probably you did not take seriously the advice about studying these stories with a pad and pencil. If you try to shortcut the process by merely learning to recognize the characters for their meaning without worrying about their writing, you will find that you have missed one bird with two stones, when you could have bagged two with one. Let us repeat: study only from key word to character; the reverse will take care of itself.

*If you find yourself having to go back to a character, once you have written it, to make corrections or additions...*

Our guess is that you are asking your visual memory to do the work that belongs to imaginative memory. After Lesson 12, you will be given more leeway to create your own images and stories, so it is important that you nip this problem in the bud before going any further. A small step in the wrong direction on a journey of 3,000 characters will land you in deep trouble in no time. Here are the steps you should be following each time you come to a new frame:

1. Read the key word and take note of the particular connotation that has been given it. There is only one such meaning, sometimes associated with a colloquial phrase, sometimes with one of the several meanings of the word, sometimes with a well-known cultural phenomenon. Think of that connotation and repeat it to yourself. When you're sure you've got the right one, carry on.
2. Read through the particular little story that goes with the key word and let the whole picture establish itself clearly.
3. Now close your eyes, focus on those images in the story that belong to the key word and primitive elements, and let go of the controls. It may take a few seconds, sometimes as long as a minute, but the picture will

start to change on its own. The exaggerated focal points will start to take on a life of their own and enhance the image with your own particular experiences and memories. You will know your work is done when you have succeeded in creating a memorable image that is both succinct and complete, both faithful to the original story and yet your very own.

4. Open your eyes and repeat the key word and primitive elements, keeping that image in mind. This will clear away any fog, and at the same time make sure that when you let go you didn't let go of the original story, too.
5. In your mind, juxtapose the elements relative to one another in line with your image or the way they normally appear in the characters.
6. Take pencil and paper and write the character once, retelling the story as you go.

These are basically the same steps you were led through in reading the stories, even though they were not laid out so clearly before. If you think back to the characters that "worked" best for you, you will probably find that each of these steps was accomplished perfectly. And if you look back at the ones you are forgetting, you should also be able to locate which step you skipped over. In reviewing, these same steps should be followed, with the only clue to set the imagination in motion being the key word.

*If you find that you are forgetting the relative position of the elements in a character...*

Before all else, go back and reread the frame for that character to see if there were any helpful hints or explanatory notes. If not, return to the frame where the particular primitives were first introduced to see if there is any clue there. If this is not the problem, then, taking care not to add any new words or focal points to your story (since they might end up being elements later on), rethink the story in such a way that the image for each element actually takes the position it has in the character itself. This should not happen often, but when it does, it is worth spending a few minutes to get things sorted out.

*If you are confusing one character with another...*

Take a careful look at the two stories. Perhaps you have made one or the other of them so vivid that it has attracted extraneous elements to itself that make the image of one character melt into that of another. Or again, it may be that you did not pay sufficient attention to the advice about clarifying a single connotation for the key word.

Whether or not you have had all or only a few of these problems, now is the time to review the first ten lessons keeping an eye out for them. Put aside any schedule you may have set yourself until you have those lessons down per-

fectly, that is, until you can run through all six steps outlined above for every character, without a hitch. The most important thing in this review is not really to see whether you are remembering the characters, but to learn how to locate problems and deal with them.

One final note before you close the book and begin running your review. Everyone's imagination works differently. Each has its own gifts and its own defects. The more you pay attention to how you imagine things, the more likely you are to find out what works best for you—and more importantly, *why*. The one thing you must distrust, if the system outlined in this book is to work for you, is your ability to remember characters just as they are, without doing any work on them. Once you start making exceptions for characters you “know” or “have no trouble with” or “don't need to run through all the steps with,” you are headed for a frustration that will take you a great deal of trouble to dig yourself out of. In other words, if you start using the method only as a “crutch” to help you only with the characters you have trouble with, you will quickly be limping along worse than ever. What we are offering here is not a crutch, but a different way to walk.

That said, let us pick up where we left off. In this lesson we turn from primitive elements having to do with plants to those having to do with animals, four of them in all.

237

portent

兆

Here we have a pictograph of the back of a turtle, the two sloping vertical strokes representing the central ridge and the four short strokes the pattern. Think of reading turtle shells as a way to foretell the future, and in particular things that **portend** coming evils. [6]

丩 丩 丩 兆 兆 兆

- ❖ When this character is used as a primitive in its full form, we keep the key-word sense of *portent*. When it appears to the left in its abbreviated form (namely, the left half only, 丩), we shall give it the sense of a *turtle* from the explanation above.

238

peach

桃

To associate the **peach** with the primitive for *portent*, recall the famous Japanese legend of Momotarō, the **Peach** Boy. It begins



once upon a time with a fisherman and his wife who wanted badly to have a child, but none was born to them. Then one day the old man caught a giant **peach**, out of which jumped a healthy young lad whom they named **Peach Boy**. Though the boy was destined to perform heroic deeds, his birth foreshadowed great misfortune (how else could he become a hero?). Thus the **peach tree** is seen as a *portent* of coming evil. [10]

## 木 桃

239

pooch

犬

We have already learned that the character for *large* takes on the meaning of the *St. Bernard dog* when used as a primitive. In this frame we finally see why. The *drop* added as a fourth and final stroke means that we have to do with a much smaller dog, a **pooch**, which compared to the *St. Bernard dog* is no more than a *drop* in the kennel. [4]

## 大 犬

- ❖ As a primitive this character can take two meanings. In the form given here it will mean a very small dog (which we shall refer to as a *chihuahua* for convenience sake). When it takes the form 犭 to the left of a character, we shall give it the meaning of a *pack of wild dogs*.

240

remarkable

尤

We learn this next character here simply because it is the easiest place to learn it. Later it will figure as an element of other, more complex characters.

The only thing that distinguishes this character from the *pooch* is its **remarkable human leg**. As the story goes, the poor creature lost its leg in a car accident and hobbled around pitifully, until one day a mad scientist caught sight of it, dragged it into his castle, and fastened on it the severed leg of a local chorus girl (whose leg had mysteriously flown off her chassis in the middle of a performance, striking a French tourist on the head). So there you have it, the altogether **remarkable Frankenpooch**. [4]

## 一 九 尤

- ❖ As a primitive, this character will keep its meaning of the *Frankenpooch*.

241

detest

厌

There are plenty of things in modern civilization to **detest** already, but with the pet-cloning industry looming on the horizon, it's only a matter of time before we find things like *chihuahua factories* engineering made-to-order companions for lonely singles. And who is going to **detest** this more than the flourishing *chihuahua* match-making industry! [6]

厂 厌

242

state of affairs

状

Did you ever hear the legend of the *turtle* who fell madly in love with a *chihuahua* but could not have her because their two families did not like the idea of their children intermarrying? Like all classic stories of ill-fated love, this one shows how the young upset the established **state of affairs** (or "status quo") with an emotion older and more powerful than anything their elders have devised to counter it: blind love. [7]

、 丩 状

243

put on makeup

妆

The old *woman* across the aisle from you in the subway pulls out her compact to powder her nose, and you are astonished to see that the compact she is using to **put on makeup** is actually a *turtle*. Watch as she turns it over on its shell and rubs its belly with a small brush before applying it to her cheeks, giving them a kind of green blush. You watch with amusement as the *turtle* giggles with glee each time she rubs the brush across its belly. [6]

丩 妆

244

General

将

Inspired by Dr. Seuss's "Yertle the **Turtle**" and already well into his second childhood, the Five-Star **General**, shown here in formal *evening* attire, has replaced the stars on his shoulder straps with ten live baby *turtles*, five on a side. To keep them from falling off, he has *glued* them to his uniform by the shells, belly-up. Little wonder nobody at the military ball wants to waltz with him! [9]

斗 汐 将

245

seize

获

You know the Latin phrase "Carpe diem!" (literally, "Seize the day!"). The classical, and more poetic translation—which is useful to know in any case but particularly helpful for this character—is: "Seize the *flower* of the day!" Here we see a *chihuahua* who has **seized** a *flower* only to be chased by a *pack of wild dogs* whom the owner had let loose to retrieve her prize orchid. Not exactly what the ancients had in mind. [10]

艹 豸 获

246

silent

默

"But my words, like **silent** raindrops fell..." The famous ode to "silence" from which these words were taken begins with an enigmatic phrase that this character will clear up once and for all: "Hello, Darkness, my old friend..." It has long been assumed that Darkness referred to nighttime, but actually it was the name of a **silent black chihuahua** that hung around the set without ever once barking, eventually inspiring the song. [16]

黑 默

247

sort of thing

然

The character in this frame is used as a suffix for certain adverbs and adjectives, and for too many other purposes to capture in a single key word. Rather arbitrarily, we have settled on "sort of

thing.” Reverting to the time when dog was more widely eaten than it is today (see FRAME 249), we see the *flesh* of a *chihuahua* roasting over a *cooking fire*—a “hot-diggity, dog-diggity” sort of thing. [12]

ノ ク タ 夕 然 然



## chatterbox

口口

We introduce this element here even though there is only one character we can use it in at this point, since the other examples will be scattered throughout the book. The two *mouths* naturally come to mean **chatterbox** if you recall Mark Twain’s famous line: “If we were meant to talk more than listen, we would have two *mouths* and one ear.” It will help here to think of a particular **chatterbox** you know, one of those people who talk so incessantly that they could keep two *mouths* busy.

Alternatively, you could use the image of a pair of those *wind-up teeth* you find in novelty shops. In any case, we will use the word **chatterbox** throughout to identify it. [6]

口 口

248

cry<sup>(v.)</sup>

哭

Here we have a *chatterbox* of a *chihuahua*. Listen to it gabbing away in its high, shrill voice and you have a pretty good idea of what you sound like when you cry. [10]

口 哭

249

utensil

器

The picture in this character is not a pleasant one. It shows a tiny little *chihuahua* lying on a platter all stuffed and stewed and garnished with vegetables, its paws in the air and a cherry in its mouth. At each corner of the table sits an empty but eager *mouth*, waiting for the **utensils** to arrive so the feast can begin. [16]

口 口 哭 器 器

250

stinking<sup>(ADJ.)</sup>

臭

This character is a bit friendlier to the animal world than the last one. Our friend the *chihuahua* is alive and well, its *nose* in the air sniffing suspiciously after something **stinking** somewhere or other. [10]

白 臭

251

dog

狗

This is the generic character for **dog**, indicated by the elements for *pack of wild dogs* and *sentence*. Think of the twenty-six letters of the alphabet as a *pack of wild dogs* that run things down in order to work them into *sentences*. Here they are chasing after your fleet-footed pet terrier. When they catch up with the poor little creature, they circle around it and form themselves into the famous *sentence* that contains all the letters of the alphabet: “The quick brown **dog** jumped over the lazy fox.” [8]

犴 狗

252

COW

牛

Can you see the “doodle” of a **cow** that has just been run over by a steamroller? The small dot in the first stroke shows its head turned to one side, and the next two strokes, the four legs. [4]

、 丿 二 牛

❖ When this character is used as a primitive, the same sense of *cow* is kept. Note only that when it is placed **OVER** another element, its tail is cut off, giving us 𠂇. In this case, and when the element appears on the left (犴), the order of the final two strokes is changed.

253

special<sup>(ADJ.)</sup>

特

We shall let the key word of this frame refer to something in a **special** class all its own—like the sacred *cows* of India that wander freely without fear of being butchered and ground into hamburger. Even though the practice is originally a Hindu

one, and in any case no longer followed among the majority of Mahayana Buddhist monks, the Buddha's refusal to take the life of any sentient being makes it only fitting that *cows*, **special** as they are, should be placed on the sacred grounds of a *Buddhist temple* in this character. [10]

ノ 一 牛 牛 特

254

declare

告

Folklore throughout the world tells us of talking animals who show a wisdom superior to that of human beings, and that same tradition has found its way into television shows and cartoons right in our own century. This character depicts a *cow* with a large *mouth* that utters, with oracular wisdom, answers to questions posed to her. She begins each reply by opening her *mouth* wide enough to swallow you whole and stating (in a thick southern drawl), "Aah do **declare**..."

Observe that the stroke order of the *cow* element changes in the abbreviated form it takes here. [7]

ノ 一 牛 生 告

255

vast

浩

The word **vast** almost inevitably suggests an endless body of *water*. Only in the case of this character, it is not located in any of the known bodies of *water* but inside the large *mouth* of the oracular cow. Take a peek inside and see if you can see the waves splashing against her palate. [10]

氵 浩

256

before

先

Take this key word in its physical, not its temporal, sense (even though it refers to both). If you have a *cow* with *human legs*, as the elements show us here, it can only be because you have two people in a *cow* suit. Who would not prefer to be the one standing **before**, rather than the one that holds up the rear and becomes the "butt" of everyone's laughter! [6]

## 生 先 先

257

wash<sup>(v.)</sup>

洗

This character is so logical that one is tempted to let the elements speak for themselves: *water* . . . *before*. Let's see what we can do to make it more memorable.

We all know the parental insistence inflicted on children, "Wash your hands *before* you come to the table." At some point, your mom gets so fed up with repeating it that she calls in a plumber to fix a small *water* spigot to the edge of the table in front of each chair. Mom dutifully *washes* her own hands to drop the hint, and everyone does the same in turn. Of course, we would end up with wet laps and *water* all over the floor, but at least everyone's hands would be clean. [9]

; 洗

## LESSON 12

IN THIS THE final lesson of Stories we introduce the useful compound primitive for metal and the elements needed to form it, in addition to picking up a number of stray characters that have fallen by the wayside.



### umbrella



The actual character on which this primitive meaning **umbrella** is based will not show up until Book 2. Meantime, think of it as a large and brightly colored beach **umbrella**. If you compare this with FRAME 8, you will notice how the two strokes touch here, while the character for *eight* would leave a gaping leak in the top. [2]



258

### individual



When you see the key word **individual**, think of someone who cultivates eccentricity, or to be more specific still, an idiosyncratic Englishman strutting down Piccadilly with his *umbrella* and his *walking stick*.

Grammatically, this character is a “classifier” or “measure word,” in fact the most common of all. [3]



### crutches



The two vertical lines of this primitive form a clear pictograph of a pair of **crutches**. In contrast to the element for *saber* introduced in FRAME 83, the lines are kept further apart. [2]





259

introduce

介

At this year's annual convention of the Ambulatory Apparatus Assistance Association (AAAA), the British lobby has succeeded in having the *umbrella* officially approved for membership. To do the honors, we see a pair of *crutches* step up to the podium to **introduce** an *umbrella* representative to the assembly. [4]

介 介 介

260

world

界

Whoever it is that decides to *introduce* the construction of more and more buildings in our cities as "development projects" should be held accountable someday for what a mess we are making of the natural **world**, not to mention the living and working conditions of those who populate them. From a bird's eye view, this glass-and-cement jungle begins to look more and more like a gigantic checkerboard (replacing the neatly partitioned *rice fields*). If you look closely at the character, you should be able to see a kind of movement taking place as still more buildings are being *introduced* into already cramped spaces. [9]

田 界

261

tea

茶

As everyone knows, **tea** is made from **tea** leaves. But the **tea** plant itself has its own *flowers*, which can be quite beautiful and add a special flavor to the **tea**, as the Chinese found out over 4,600 years ago. With the image of a terrace of *flowering tea bushes* in mind, picture a number of brightly painted and very l-o-n-g *wooden poles* (FRAME 202) placed here and there in their midst, with an *umbrella* at the top of each of them to shade the delicate-tasting **tea flowers**. [9]

十 丈 茶



## meeting



This compound primitive depicts a **meeting** as a massive gathering of people under *one umbrella*. The full character from which this derives will be introduced later in FRAME 677. The important thing here is to picture the scene just described and associate it with the word **meeting**. [3]



262

fit<sup>(v.)</sup>

The character for **fit** reads literally, top to bottom, as a *meeting of mouths*—which is a rather descriptive way of speaking of a romantic kiss. We all know what happens when there is no meeting of minds and when people's ideas don't fit with one another. But this character invites us to imagine what happened to the romance of a certain unfortunate couple whose *mouths* didn't fit. [6]



263

ha!



This is a “sound character” for the sound of laughter. Write it twice and it is read—what else!—**ha-ha**. Now nothing *fits* the human *mouth* better than a good laugh, one of the few things that separate us scientifically from other primates. Can it be accidental that the sound of laughter is universal across languages? Another reason to say that it *fits* the *mouth* perfectly. [9]



264

pagoda



On the left we see a mound of *dirt* and on the right, *flowers* made to *fit* together. The two combine to create a great **pagoda** made of *dirt*, with *flowers* by the tens of thousands made to *fit* together for the roofing of each of the layers. Be sure to put yourself in the scene and *fit* a few of the *flowers* in place yourself so that the image works its way into memory with full force. [12]

## 王 塔

265

king

王

See what you can do to come up with a pictograph of a king's scepter here that suits your own idea of what it should look like. You might even begin with the basic element for *I-beam* and then try to fit the remaining third stroke in. [4]

一 = 干 王

- ❖ As a primitive, this character can mean either *king* or *scepter*, but it will usually be taken to mean *jewel* or *ball* (from the characters introduced in FRAMES 266 and 268 below).

266

jade

玉

Note the *drop* here in the king's *scepter*, which is exactly what you would expect it to be: a gold staff with a large **jade** jewel on the handle, a symbol of his wealth and power. [5]

王 玉

- ❖ When this character is used as a primitive and retains its original shape, it will keep the original meaning of *jade*. When it appears on the left, however, it will be lacking the final stroke, making it the same as the character in the previous frame, 王. In such cases, its meaning will be *jewel* or *ball*.

267

treasure<sup>(N.)</sup>

宝

Imagine yourself living in a *house* with a hidden **treasure**, a *jade* statuette that is worth all the tea in China. Then picture yourself tearing your *house* apart (the one you are living in now), board by board on a mad **treasure** hunt. [8]

宀 宝

268

球

ball

Immediately we introduce the primitive element for *ball* and we meet the full character for **ball** on which it is based. As an aid to remembering it, think of a catcher signaling the pitcher his *request* not for a strike but for a **ball**. As if he was going to throw his glove or his hat. What else can the pitcher throw? Heaven only knows what Alexander Cartwright was smoking when he gave it that name. [11]

球

269

现

present<sup>(ADJ.)</sup>

Do not think of a “gift” here, but of the **present** time, as distinct from the future and the past. The character gives us a *ball* in which we see the **present** moment—obviously a crystal *ball* that enables us to *see* things going on at the **present** time in faraway places. [8]

现

270

玩

play<sup>(v.)</sup>

The very first game people **played** dates back to the *beginning* of creation, in the Garden of Paradise. For those who see it as a story of original sin, it went something like the game children **play** called “hot potato.” You take a *ball* and pass it around as quickly as possible until someone drops the *ball*, thereby losing. In the case of Adam and Eve, it was a piece of fruit from the forbidden tree. “It’s not mine, it’s his.” “No it’s not, she had it first...” In any case, if you see an original sin in all of this, then both of them clearly dropped the *ball* for the rest of us. [8]

玩

271

狂

crazy

We sometimes refer to people or ideas that are crazy as being “looney,” which literally means driven mad by the light of the moon. The most famous of the “looneys” are the legendary

lycanthropes or “wolfmen.” Sometimes the transformation is only a temporary phenomenon; sometimes it is permanent. In the latter case, the poor chap takes off on all fours to live with the beasts. To remember this character, imagine one of these lycanthropes going *crazy* and setting himself up as *king* of a *pack of wild dogs* that roams about and terrorizes innocent suburban communities. [7]

才 狂

272

emperor

皇

An **emperor**, as we all know, is a ruler—something like a *king* but higher in status. The *white bird* perched above the *king*, elevating him to “imperial” heights, is the messenger the **emperor** sends back and forth to the gods to request advice and special favors, something that *white birds* have long done in folklore throughout the world. [9]

白 皇

273

resplendent

煌

In this character we see a *fire-emperor*, **resplendent** in his glory. He is not an *emperor* who rules over *fire*, but one made of *fire*. His speeches, his temper, his eyes—everything about him is “fiery.” [13]

火 煌

274

submit

呈

The trick to remembering this character lies in associating the key word **submit** with the line from the nursery rhyme about four and twenty blackbirds baked in a pie: “Wasn’t this a dainty dish to set before the *king*?” If we think of **submit** as “setting before” or “presenting to,” then all we have to do to complete the picture is imagine a *king* with his head thrown back and his *mouth* wide open as twenty-four blackbirds fly in one after the other. Dainty? [7]

口 呈

❖ Note that when this character is used as a primitive, in some fonts the first stroke of *king* is drawn from right to left and slanting downwards, replacing the usual horizontal stroke shown here, drawn left to right.

275

whole

全

Being **whole** suggests physical and spiritual health, “having one’s act together.” This character compares being **whole** to “being *king* under one’s own *umbrella*,” that is, giving order to one’s own life. Granted it sounds terribly abstract, but what could be more abstract than the word **whole**? [6]

人 全

276

logic

理

We first referred to this character back in FRAME 179, to which you might want to return to have a peek. The image of **logic** we are given is something like a central *jewel* in a *computer*, like the *jewels* in old clocks that keep them running smoothly. Try to picture yourself making your way through all the **RAMS** and **ROMS** and approaching this shining *jewel*, a chorus of voices and a blast of trumpets in the background heralding the great seat of all-knowing **logic**. [11]

王 理

277

lord

主

“A man’s home is his castle,” goes the proverb from an age where it was the male who was **lord** of the household. Fundamentally, it means only that every one of us is a bit (or *drop*) of a *king* in our own environment. As for the positioning of the elements, if you take care to “read off” the primitives in this way, you won’t end up putting the *drop* down below, where it turns the character into *jade*. [5]

主

- ❖ When using this character as a primitive element, we set the key word aside entirely and take it as a pictograph of a solid brass *candlestick* (with the drop representing the flame at the top).

278

pour

注

Picture yourself trying to hold your hand steady as you **pour** water from a lighted *candlestick*. What could be more ridiculous, or simpler, as a way to recall this character? [8]

汨 注

279

gold

金

If this were not one of the most common characters you will ever have to write, we would apologize for having to give the explanation that follows. Anyway, we want to depict bars of **gold** bullion with an *umbrella* overhead to shade them from the heat (and perhaps to hide them as well). The bullion is made by melting down all the *scepters* of the kingdom, *drop* by *drop*, and shaping them into bars. [8]

丿 人 伞 伞 伞 伞 伞 金

- ❖ When this character is used as a primitive, it means not only *gold* but any *metal* at all. Note how it changes shape when it stands to the left of other elements: the last four strokes are simplified to a single line with a hook at the end: 钅.

280

bell

钟

Reading off the elements we have *metal middle*. And what has a *metal middle*? Why, a **bell**, of course. If you can imagine a clump of *metal* dangling somewhere in your own *middle*, you'd **bellow**, too. Think of it before you go on to the next frame. [9]

丿 丿 丿 丿 钅 钟

281

copper

铜

Picture an order of *monks* serving as chaplains for the police force. Their special habit, made of protective *metal*, is distinguished by a row of **copper** buttons just like the “cops” they serve. [11]

金 铜

282

go fishin'

钓

The character we learned for *fishing* (FRAME 155) refers to the professional, net-casting industry, while the key word in this frame, **go fishin'**, is related to the pastime or sport. The odd thing is that your “go-fishin'” rod is a *golden ladle* which you are using to scoop *goldfish* out of a river. [8]

金 钓

283

needle<sup>(N.)</sup>

针

In FRAME 10 we referred ahead to this full character from which the primitive for *needle* (on the right) derives. Since we already expect that **needles** are made of *metal*, let us picture a set of solid *gold* darning **needles** to complete the character. [7]

金 针

284

nail<sup>(N.)</sup>

钉

Here we have the full character for **nail** from which the primitive element of the same meaning derived (see page 54). As long as you picture the **nail** as made of pure *gold* and bending out of shape ever time you try to hammer it, you should have no trouble remembering it. [7]

金 钉



285

inscription

铭

Take **inscription** in the sense of the *name* you ask the jeweler to carve on a *gold* bracelet or inside a *gold* ring to identify its owner or communicate some sentimental message. It will help if you can recall the first time you had this done and the feelings you had at the time. [11]

金 铭

286

at ease

镇


The first lie-detector machines of the twentieth century worked by wiring pieces of *metal* to the body to measure the amount of sweat produced when questions were asked. It was discovered that nervousness produced more sweat, indicating subconscious reactions when the *true* facts of the matter were getting too close for comfort. The only way to beat the apparatus is to have complete control over yourself and remain perfectly at **ease**. Picture yourself trying to do it while the examiners ask questions guaranteed to extract buckets of sweat from you. [15]

金 镇

With that, we come to the end of the first part of this book. Before going on to the next section, it would be a good idea to return to the Introduction and read it once again. Anything that did not make sense at first should now be clear.

By this time, too, you should be familiar with the use of all the Indexes. If not, take a few minutes to study them, since you will no doubt find them useful in the pages ahead.

# Plots



## LESSON 13

BY THIS TIME, if you have been following along methodically frame by frame, you may find yourself growing impatient at the thought of having to read through more than 3,000 of these little stories. You probably want to move at a quicker pace and in your own way. Take heart, for that is precisely what we are going to start doing from now on. But if you happen to be one of those people who are perfectly content to have someone else do all the work for them, then brace yourself for the task that lies ahead.

We begin the weaning process by abbreviating the stories into simple plots, leaving it up to you to patch together the necessary details in a manner similar to what we did in the previous lessons. As mentioned in the Introduction, the purpose of the longer stories was to impress on you the importance of recreating a complete picture in imagination, and to insure that you did not merely try to associate words with *other words* but with *images*. The same holds true for the characters that remain.

Before setting out on our way again, a word of caution is in order. Left to its own, your imagination will automatically tend to add elements and see connections that could prove counterproductive in the long run. For example, you might think it perfectly innocent and admissible to alter the primitive meaning for *child* to *infant*, or that for *cliff* to *cave*. In fact, these changes would be confusing when you meet the characters and primitives with those meanings later on. You would return to the earlier characters and find that everything had become one great confusion.

You may have experienced this problem already when you decided to alter a story to suit your own associations. That should help you appreciate how hard it is to wipe out a story once you have learned it, particularly a vivid one. To protect yourself against this, stick faithfully to the key words as they are given, and try not to move beyond the range of primitive meanings listed. Where such confusion can be anticipated, a longer story will be presented as a protective measure, but you will have to take care of the rest.

We start our Plots with a group of 31 characters having to do with travel, and the primitives that accompany them: a *road*, a pair of *walking legs*, and a *car*.



road

讠

The **road** envisioned here is a road for traffic, or a path or walkway. The natural sweep of these three simple strokes should be easy to remember, as it appears so often. [3]

、 讠 讠

287

way

道

The key word carries both the sense of a road or way for transit and a way or method of doing something. The primitives here read: *heads* and *road*. You've probably heard about companies cleaning house and threatening that "*heads* are going to roll." Well, here is the *road* they are rolling on. If you want, think of it as the *Way of the Bottom Line*. [12]

首 道

288

reach<sup>(v.)</sup>

达

Traveling down the *road* in the Swiss Alps, you are accosted by a prodigal *St. Bernard* who draws his six-shooters and orders you to "**Reach** for the sky!" as he and his band of mutts proceed to rob you of your belongings. [6]

大 达

289

distant

远

We usually think of something **distant** as located at the end of the *road*, but here it is pictured as **distant** in the other direction on the *road* of time—at the *beginning*. [7]

元 远

290

suitable

适

As an alternative punishment to the proverbial bar of soap for persons who use language not **suitable** in polite company, this character has offenders licking a stretch of *road* clean with their

*tongue*. The hope is that they will come to appreciate **suitable** language as their naughty words “bite the dust” once and for all. [9]

舌 适

291

cross<sup>(v.)</sup>

过

Why didn't the chicken **cross** the *road*, even though the light was green? Because its feet were *glued* to the sidewalk. [6]

寸 过

292

stride

迈

We measure the distance we walk on a *road* with a pedometer attached to our belt. If you think of walking the recommended *ten-thousand-steps-a-day* to better health, this character takes care of itself. [6]

之 迈

293

speedy

迅

This character shows a **Speedy** Gonzales wanna-be tearing down the highway in his '57 Chevy, only to be brought to an abrupt halt by the highway police who have scattered *hooks* and *needles* across the *road* to puncture his tires. [6]

乙 凡 迅

294

create

造

In the biblical story the Almighty **creates** the world in six days, simply by *declaring* “Let there be this! Let there be that!” Wouldn't it be a lot easier on everyone if we could invoke such divine assistance in repairing our *roads* without having to close down lanes and force detours? [10]

告 造

295

escape<sup>(v.)</sup>

逃

The thing about a *portent* is that it points to what lies ahead as inevitable, like something at the end of a one-lane, one-directional *road*. You can run, but you can't escape it. [9]

兆 逃

296

patrol<sup>(v.)</sup>

巡

The motorcycle police, exercising their duty to **patrol** the highways, are pictured in this character as a virtual *flood* washing down a *road*. [6]

ㄩ 巡

297

choose

选

"Two *roads* diverged in a yellow wood," begins "The Road Less Travelled," the famous poem by Robert Frost that talks about having to **choose** one's path in life. The elements *before* and *road* should be more than enough to make the connections. [9]

298

modest

逊

The *grandchild* we see on the *road* here is taking grandma for a ride in his little red wagon, a rather more **modest** means of transportation than the Rolls Royce grandma is used to. [9]

299

stroll

逛

A *crazy* person decides to **stroll** down the middle of a very busy *road* during rush hour. [10]

狂 逛

300

car

车

You may keep the whole range of connotations for this key word, *car*, provided they do not interfere with the pictograph. Look for the front and back axles (the first and last horizontal strokes) and the seat in the carriage in the middle. [4]

## 一 去 车 车

- ❖ *Car, cart, wagon, and vehicle* may all be used as primitive meanings.

301

one after another

连

Imagine a convoy of large *vehicles* transporting heavy construction equipment. They are following **one after another** and hogging the entire *road* for miles on end. [7]

车 连

302

lotus

莲

Imagine yourself sitting on the edge of a **lotus** pond in the early morning as the pink and white *lotus flowers* softly pop into bloom, *one after another*. Given the subtlety of sound they make, it is no surprise that the opening of the *lotus flower* has served Buddhist monks for centuries as an image of the moment of spiritual enlightenment. [10]

艸 莲

❖

刖

butcher

The elements for *flesh* and *saber* here combine to create a compound element for a *butcher* and his trade. [6]

月 刖

303

in front

前

Picture a pair of *horns* (borrowed from a Texas steer) hanging **in front** of a *butcher's shop*. [9]

丷 艸 前

- ❖ Following the explanation above, when this character is used as a primitive, the meaning will be a *butcher shop*.



304

shears

剪

Here, weld together a pair of *daggers* to make some meat **shears** for use in the *butcher shop*. [11]

前 剪

❖

slaughterhouse

俞

The first three strokes of this primitive, you will remember, are the primitive element for *meeting*. The most common *meeting* place for *butchers* is a **slaughterhouse**. [9]

人 俞

305

transport

输

Usually we employ *vehicles* to **transport** refrigerated meats, but here we have an entire *slaughterhouse* that is being carried across the country on wheels. [13]

车 输

306

exceed

逾

The *road* to the *slaughterhouse* is a two-lane, one-way highway, crowded with animals of all sizes approaching their doomsday. To accommodate the chickens, the speed limit is set at 2 mph. A motorcycle cop drives up and down warning the buffalo and ostriches not to **exceed** the speed limit. [12]

俞 逾

❖

walking legs

夕

We call this element **walking legs** because it indicates “legs in motion,” whether you want to think of them as jogging or walking in long strides, as the shape seems to suggest. Be careful how you write it, with the first two strokes like a stylized “7.” [3]

夕 夕 夕

307

strip<sup>(N.)</sup>

条

Think of the *walking legs* of an acrobat, a long balancing *pole* in hand, as he makes his way across the tightrope which, unbeknownst to the spectators, is really a long **strip** of velcro that sticks firmly to his slippers. The cat is let out of the bag when he loses his balance and rolls over without falling. [7]

又 条

308

location

处

A dowser is called in to find water. Back and forth he goes, his *walking legs* making their way over the property until his *divining rod* starts to dip downwards, telling him that he has at last found the right **location**. [5]

又 处

309

each

各

“Suum cuique” goes the popular Latin proverb. A certain disease of the English language makes it almost impossible to translate the phrase without gender bias. In any event, here we see someone walking with his/her *mouth* between his/her *walking legs*, giving us an image of “To **each** his/her own.” [6]

又 各

- ❖ The sense of the proverb should help when using this character as a primitive; otherwise, reduce it to its original elements. But do NOT associate it in any way with the word “every,” which we shall meet later in another context.

310

pattern

格

To *each tree* its own **pattern**. Think of the key word as referring to the **patterns** on an array of Hawaiian shirts that you are dressing up the *trees* in your garden with to give to *each* its own identity and keep them distinct from one another. Take a moment to admire the whole fashion show. [10]

## 木 格

311

abbreviation

略

*Each field* has its own **abbreviations** (chemistry, philosophy, sports, etc.). Needless to say, the "stronger" primitive—that is to say, the simpler and more often used one—takes the dominant position on the left, even though the story would read them off the other way around. [11]

## 田 略

312

guest

客

When you are a **guest** in a courteous town, *each household* has its own way of welcoming you, and *each house* becomes your home. [9]

## 宀 客

313

forehead

额

As Miss Manners will be the first to tell you, out of respect one does not look straight into the eyes of one's *guests* of honor, but focuses on the knots of their neckties. Here, however, you are told to look at the upper part of the *head*, to the **forehead** of your *guest*. [15]

## 宀 额

314

summer

夏

In the **summer**, fatigued by the heat, you have devised a creative and energy-saving fan: you have hired a couple of racewalking stars in training for the **summer** Olympics, stuck their *noses* to the *ceiling*, and asked them to practice by moving their *walking legs* around quickly in mid-air, giving you a fresh breeze and enhancing their chances of picking up a medal. [10]

## 一 百 夏

315

L.A.

洛

The key word (the well-known abbreviation of the city of Los Angeles) represents one of the important uses of this character in Chinese, namely, as the first character in the full compound for Los Angeles. How do we get from *each drop of water* to the city of L.A.? Think of what happens to the moisture in the air over that city. To *each droplet of water* is added its own particle of pollutant. Hence the gray blanket of smog that hangs over that unfortunate symbol of industrial devastation. [9]

氵 洛

316

fall

落

One of the worst consequences of the smog in cities like *L. A.* is that the petals of *flowers* exposed to the open air **fall** before their time—good news for the artificial *flower* industry, but bad news for those who prefer the real thing. [12]

艹 落

317

prepare

备

Here we see Rocky Balboa as he **prepares** for a bout in southern China. Instead of *running up the steps* to the Philadelphia Museum of Art, his *walking legs* now have to slog their way through the thick mud of the local *rice fields*. [8]

夂 备

## LESSON 14

THE NEXT group of primitives, around which this lesson is designed, have to do with lids and headgear.



crown



This pictograph of a simple **crown** is distinguished from the *roof* only by the absence of the chimney (the first *drop* at the top). It can be used for all the principal connotations of the word **crown**. We will meet the full character from which this element is derived later on, in FRAME 322. [2]



318

superfluous



A *crown* is supposed to be a sign of leadership, wisdom, and nobility. Without those virtues, it is a **superfluous** symbol, as in the case of the royal airhead depicted in this character. You can actually see the *wind* blowing between his ears. [4]



319

profound



See the philosopher lost in **profound** speculation on matters metaphysical, the *drops of water* on his forehead showing the intensity of his concentration, and the accusation of his more pragmatic neighbors that the whole thing is **profoundly superfluous**. [7]



320

army



The *crowned vehicle* depicted here is a “chariot,” symbol of a Caesar’s **army**. [6]

一 军

❖ Used as a primitive this character means only *chariot*.

321

radiance

辉

Take advantage of the first syllable of the key word to think of the *ray* of light to the left. Now add the glittering *chariot* that is emitting those *rays* and you have **radiance**. [12]

光 辉

322

crown

冠

By having the **crown** pass from one age to the next, a people keeps itself *glued* to its *beginnings*. [9]

一 冠 冠

❖

top hat

一

The broad rim and tall top of the **top hat** is pictured graphically here in these two simple strokes.

At this point, by the way, you can revert back to FRAME 6. If you have had any trouble with that character, you now have the requisite elements to make a story: Six suggests the number of legs on a bug of some sort. Actually, it's a cockroach standing on its hind *animal legs* and sporting a tall silk *top hat* in a hopeless attempt to pass itself off as a gentlebug. [2]

、 一

❖

whirlwind

亢

A formal high, silk *top hat* resting atop an eddy of *wind* represents a **whirlwind**. To keep it distinct from *wind*, try to picture the vortex, or tornado-like spinning movement, of a *whirlwind*. The next frame should help. [4]

一 亢

323

pit<sup>(N.)</sup>

坑

A *whirlwind* begins to dig its way into the *soil* like a drill until it makes a deep **pit**. [7]

土 坑

324

Chinese acre

亩

A **Chinese acre**, whose size can change according to the region, is shown here as a *rice field* marked off at its corners with a *top hat*. A convenient marker, when you think of it, since if set on a pole it can also serve as a scarecrow. [7]

一 亩

325

tall

高

Recalling an image from FRAME 188, first see the *mouth* under the extraterrestrial's transparent *helmet*, and then the *mouth* under the *top hat* of one of his mates who has tried on the *top hat* only to find that this strange earthlings' headgear makes him look much, much **taller** than everyone else. [10]

一 言 高 高

- ❖ As a primitive, this character keeps its sense of *tall* and its position at the top of other primitives, but its writing is abbreviated in one of two forms: when drawn with only the first five strokes (𠄎), it keeps the generic meaning of *tall*, but when the next two strokes are added (𠄎), it will mean a tall *tiara*, since the element for *hood* is compressed into the form of a *crown*.

326

enjoy

享

While the other *children* **enjoy** themselves at hopscotch and jacks, this one, a *tall child*—but a **REALLY tall child**, 11 feet 4 inches and only in second grade—**enjoys** herself at less terrestrial play: peeping into bird nests, chatting up the giraffes at the zoo, and high-jumping over the pole-vault bar. [8]

## 言 享

327

ripe

熟

When fruit is **ripe** and in season, we can't get enough of it. The problem is, we want to *enjoy* the taste of **ripe** peaches and mangos all year round. What we have here is a *bottle of pills* distilled from **ripe** fruit, after stewing for hours over a *cooking fire*, into "essence of peach" and "essence of mango." *Enjoy* them whenever you want. [15]

享 孰 熟

328

pavilion

亭

Think of all the **pavilions** at County Fairs or World Expos you have wandered into or seen advertised in the media, and you will no doubt see rising up among them the towering *spike* of a structure with a revolving restaurant at the top—often the only **pavilion** to survive the event. The difference here is that the restaurant is in the shape of a high, bejeweled golden *tiara*. [9]

亭 亭

329

shiny

亮

To restore those musty old *tiaras* in the museum back to their original **shiny** luster, it occurs to you to try an air blaster. Picture yourself with a tank of compressed air strapped to your back, protective goggles over your eyes, and nozzle in hand. As you approach the row of irreplaceable treasures, you squeeze the trigger and a hurricane-force *wind* sends the whole display flying against the far wall and landing in a heap of junk. [9]

亭 亮

330

capital

京

When you think of a **capital** city, think of the *tall*, domed capitol building with swarms of *small* folk gathered around its base, probably demonstrating for their government's attention. [8]



# 宀 京

❖ As a primitive element, this character will take the meaning of a *capitol building*.

331

scenery

景

Scenery is depicted as a *sun* rising over a *capitol building*, which is as close as some city dwellers get to natural scenery for years at a time! [12]

# 日 景

332

at once

就

The key word **at once** suggests an order to be carried out immediately. In this case, it is our little *Frankenpooch* being summoned to come **at once** to the *capitol building* to testify before a subcommittee on organized crime in the canine world. [12]

# 京 就

❖

lidded crock

吉

Soil over the *mouth* of a container gives us a piece of clay pottery with its lid. Behold the **lidded crock**. [6]

# 土 吉

333

circumference

周

Look more closely at your *lidded crock* and you will see little ruler marks along its bottom edge. This is so you can use it to calculate the **circumference** of your motorcycle *helmet*: just begin at a fixed point and turn the *lidded crock* around and around, keeping it flush against the side of the *helmet*, until you come back to your starting point. If you kept track of how many turns and part-turns your *lidded crock* made, you now know the **circumference**.

You could also think of the marks on the circumference as

indicating the days of the week, since this is another meaning attached to this character. [8]

冂 周

- ❖ As a primitive, this character can take the added significance of a *lap*.

334

soldier

士

The shape of this character, slightly differing from that for *soil* by virtue of its shorter final stroke, hints at a broad-shouldered, slender-waisted **soldier** standing at attention. [3]

一 十 士

335

lucky

吉

Here we see a statue of the famous *Soldier* of Good Fortune, G. L. ("Good Luck") Joe, standing on a street with a gigantic open *mouth*. Every day people walk up to and stick their heads down deep inside. As the superstition goes, G. L. Joe will make this their **lucky** day. [6]

士 吉

- ❖ When this character is used as a primitive, we shall take this shape to mean an *aerosol can*, from the *mouth* and the very tight-fitting *lid* (note how it differs here from the *lidded crock*).

336

robust

壮

The most **robust** *turtles* are singled out to become *soldiers* in the elite amphibious assault force. [6]

斗 壮

## LESSON 15

IN THIS LESSON WE consider a group of primitives associated one way or another with schooling. Be sure to give your stories enough time to come to life in imagination, because your images will need a lot more vividness than these brief “plots” allow for. You know that you are NOT giving enough time when you find yourself memorizing definitions rather than playing with images.



### schoolhouse



Here we see a little red **schoolhouse** with three dots on the roof. As you write it in the following frames, you should acquire a “feel” for the way the first two short strokes move left to right, and the third one right to left. Write it twice now, saying to yourself the first time as you write the first three strokes, “In the **schoolhouse** we learn our A-B-Cs,” and the second time, “In the **schoolhouse** we learn our 1-2-3s.” [5]

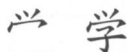


337

### study<sup>(v.)</sup>



The *child* in the little red *schoolhouse* is there for one reason only: to **study**. Anyone who has gone through the schooling system knows well enough to **study** is one thing and to learn is quite another. [8]



338

### senses<sup>(n.)</sup>



In addition to the five external **senses**, we often speak of a “sixth sense” that doesn’t always agree with the other five. In today’s, science-dominated *schoolhouses*, children are taught to trust what they can *see* with their eyes, but sooner or later they will have also to learn to trust in what they can *see* intuitively. [9]

## 兴 觉

❖  
女

taskmaster

First find the long rod (the first stroke), held in the hand of someone seated (the next 3 strokes, not unlike the pictograph for *woman*, but quite different from that for *walking legs* introduced in Lesson 13). The only thing left to do is conjure up the memory of some **taskmaster** (or taskmistress) from your past whom you will “never forget.” [4]

ノ ㇇ ㇆ 文

339

attack

攻

A foreman, the *taskmaster* at a large construction site, orders his workers to pick up their *I-beams* and **attack** the house of the little old grandmother who refuses to leave the home she has lived in all of her life. [7]

工 攻

340

enemy

敌

The **enemy** suggested here is not one who stands before you with a weapon, but the *taskmaster* who stands behind you and lashes you with his *tongue*. Literally. [10]

舌 敌

341

fail

败

The *taskmaster* lays the rod to all the *clams* that **fail** to make the grade in Marine School. [8]

贝 败

342

deliberately

故

To do something wrong **deliberately** is to risk the ire of that most *ancient* of *taskmasters*: the law. [9]

古 故

343

rescue<sup>(v.)</sup>

救

Usually it is the school *taskmaster* who is *requesting* something or other of us, but here you are drowning in the swimming pool and the only one around is that most dreaded of all your curricular *taskmasters*, your English poetry teacher. You carefully parse your words: "I respectfully *request* that you **rescue** me immediately." [11]

求 救

344

revere

敬

When you **revere** someone, you get self-conscious and may try to speak in *flowery sentences* out of veneration or fear. The *taskmaster* at the right is drilling you in the practice of "polite language." [12]

+ 苟 敬

345

spacious

敞

The leap from *esteem* and *taskmaster* to **spacious** seems huge, but if we associate the key word with the song "America the Beautiful," it becomes but a small step. "O beautiful for **spacious** skies..." begin the well-known lyrics that *esteem* the natural beauties with which the country has been blessed. But then, directly in the second stanza, the song enjoins the country to "Confirm thy soul in self-control," reminding us of the need to be *taskmasters* over our selfish appetites. [12]

尚 敞

346

say

言

Fearing that “what you **say** can and will be held against you,” people will often play fast and loose with the truth, “talking out of *two* sides of their *mouth*.” But even putting a *top hat* on their hypocrisy in a masquerade of politeness does little to hide the duplicity of what they say. [7]

、 一 二 三 言

- ❖ When this character appears as a primitive, it will often be given the meaning of *words*. Used as a primitive, to the left, this character changes its shape to 讠, following the same principles as *metal* (see FRAME 279).

347

police<sup>(N.)</sup>

警

For all the negative things some people have to say about the **police**, when they get pulled over on the highway, chances are they bite their tongues and make a special effort to *revere* the officers' *words*, hoping to get off with just a warning. [19]

敬 警

348

plan<sup>(N.)</sup>

计

*Words* and a *needle* combine to form the character for a **plan**. Think of the *needle* on some kind of meter or gauge, depending on what kind of **plan** you intend for your story. [4]

讠 计

349

yield

让

Think of the **yield** sign you see at an intersection. The assumption that all drivers understand what they are supposed to **yield**, and to whom, is clearly unwarranted. We therefore recommend that a cartoon bubble be placed *above* the **yield** sign to spell things out for them in plain and simple *words*. [5]

讠 让

350

prison

狱

Here we have a typical scene in a high-security **prison** for the scum of the canine world: a weak and vulnerable *chihuahua* (doing time for insider trading) surrounded on the **prison** yard by a ferocious looking *pack of wild dogs* (all long-timers and hardened criminals). The only thing the *chihuahua* has to protect himself from the pack are his shrill and frightened *words*. [9]

犷 狽 狱

351

condemn

讨

*Words* spoken to **condemn** us stick to us like *glue* in a way no other *words* can. [5]

讫 讨

352

instruction

训

The personalism connoted by the word **instruction**, as opposed to “teaching” or “discipline,” suits the picture here of *words* guiding one’s progress like the gentle flowing of a *stream*. Even the etymology of the word **instruction** suggests the sense of “pouring into”. [5]

讫 训

353

knowledge

识

The character for **knowledge** suggests something that is *only words*—until, that is, they have been turned into action or internalized into wisdom. That is the plot. It’s up to you to turn it into a memorable image. [7]

讫 识

354

talk<sup>(N.)</sup>

话

That the *words* of the *tongue* should form the character for **talk** is no surprise. Think of the phrase, “He’s all **talk**,” and a story should not be far behind. [8]

讠 话

355

poem

诗

Since silence is treasured so highly at a *Buddhist temple*, the *words* spoken there must be well chosen. Perhaps this is why the records of the monks often read to us like **poems**. [8]

讠 诗

356

language

语

Whereas the character for *say* and *talk* (FRAMES 346 and 354) focused on the actual talking, the character for **language** stresses the fact that although it is *I* (remember: the *literary I*) who use them, the *words* of a **language** are not my own. [9]

讠 语

357

tune<sup>(N.)</sup>

调

A complete **tune** is composed not only of a succession of notes but also of one *lap* of the *words* that go with it. [10]

讠 调

358

discuss

谈

In attempts to **discuss** an issue, the fervor of one's convictions can come to the surface and create an *inflammation* of *words* (if you will, the "cuss" in **discuss**). [10]

讠 谈



## LESSON 16

IN THIS SHORT lesson of 20 characters we come to an interesting cluster of primitive elements—unique among all those we have met or will meet throughout this book—built up step by step from one element. Be sure to study this lesson as a unit in order to appreciate the similarities and differences of the various elements, which will appear frequently later on.

	<p>❖</p> <p>弋</p> <p>Here we see a pictograph of a long and slightly warped <b>arrow</b>. By extending the short final stroke in both directions, you should see the <b>arrowhead</b> without any difficulty. The hook at the bottom represents the feathers at the butt end. When it serves as a semi-enclosure for other primitives, the first stroke is drawn longer, as we shall see in the following frames. [3]</p> <p style="text-align: center;">一 弋 弋</p>	<p>arrow</p>
<p>359</p>	<p>弋</p> <p>Take <b>style</b> in its sense of some fashion design or model. Then let the element <i>arrow</i> and <i>craft</i> stand for the well-known <b>style</b> of shirts known as “<i>Arrow shirts</i>” because of the little <i>arrow</i> sewn on each one. [6]</p> <p style="text-align: center;">一 弋 弋 弋</p>	<p>style<sup>(N.)</sup></p>
<p>360</p>	<p>弋</p> <p>When a manufacturer produces a new <i>style</i> for the market, the first thing that is done is to run a <b>test</b> on consumers, asking them to <i>say</i> frankly what they think about the product. Never mind the anachronism (the character was there well before our capitalistic market system) if it helps you remember. [8]</p> <p style="text-align: center;">一 弋 弋 弋</p>	<p>test</p>

361

halberd

戈

A halberd is a kind of lance made up of a long, *arrowhead*-shaped pike with two curved blades below it. If you don't have one in your closet, you might consult a dictionary. [4]

一 戈 戈 戈

- ❖ When this character is used as a primitive, we will revert to a friendlier meaning. Think of the third stroke as a kind of decorative tassel fixed to the shaft of an *arrow* to indicate that it is no longer a weapon but a symbol of a *fiesta*.

362

war

战

There was once a very wise leader who consulted a clairvoyant to *tell his fortune* as he was about to go to **war**. The picture she painted of death and destruction was so grim that right then and there he ordered that all preparations for **war** be halted and threw a grand *fiesta* for the troops instead. [9]

占 战

363

scratch<sup>(v)</sup>

划

Here we see a contest taking place at a local *fiesta*, with two *saber*-wielding combatants. The first to **scratch** his opponent is the winner. Serious wounds are prohibited; just the slightest **scratch** or nick is enough to claim victory. See them prancing about each other like ballerinas, ever so gently moving their weapons so as not to inflict any real harm. [6]

戈 划

364

OR

或

Unless you were one of those saintly children who always did what they were told, you should have no trouble associating the key word in this frame with the stern warning of a parent or teacher to do something—"or else!" Here we see a rather grim depiction of the **or else**: you are lying down with your *mouth* on

the *floor* (an inventive substitute to wearing a dunce-cap and sitting in the corner) while everyone else is out enjoying the *fiesta*.

Just as the phrase “or else” does not necessarily imply dire consequences but can be used as a simple indication of an alternative, so, too, this character is a simple conjunction. Pay special attention to the stroke order. [8]

一 口 亘 或 或 或

365

burglar

贼

From a **burglar's** point of view, a *fiesta* is an occasion to take out the old lockpicking *needle* and break into the unattended safe filled with the family *shells* (the old form of money, as we saw in FRAME 80). [10]

贝 贝 贝 贼

❖  
戔

Thanksgiving

To make this primitive more concrete, we choose the word **Thanksgiving**. The term, as the primitives make clear, refers to a “*land fiesta*” or harvest feast. [6]

一 十 土 戔 戔 戔

366

laden

载

It is not hard to think of the folks from the Little House on the Prairie riding a *cart laden* to overflowing with all the trimmings of a great *Thanksgiving* feast. [10]

土 幸 载

❖  
戊

parade

Note first the order of the writing. The second stroke, which has been added to *fiesta*, gives us a full-fledged enclosure, because of which we should always think of this as a **parade** of something or other, namely whatever is inside the enclosure. [5]

一 厂 戊

367

lush

茂

The sense of the key word **lush** is that of something growing luxuriously, though not necessarily in excess—in this case a whole *parade* of weeds (outcast *flowers*). By way of exception, the *flowers* take their normal place **OVER** the enclosure. [8]

艹 茂

368

turn into

成

Let the phrase “**turn into**” suggest some sort of a magical change. What happens here is that the *parade* marching down main street **turns into** a *dagger-throwing* bout between competing bands. Note how only one stroke has to be added to make the change. [6]

一 厂 万 成

369

city

城

In this frame, we see a mound of *dirt* that is being *turned into* the walls of a *city* (the way you may have built a sand castle as a child playing on the beach). [9]

土 城

370

sincere

诚

The sure test of how **sincere** you are is whether or not your *words* are being *turned into* deeds. [8]

讠 诚

❖

march

戌

As distinct from the *parade*, the **march** points to a formal demonstration, whose emotions are generally a far cry from the happy spirit of the *parade*. The inclusion of the *one* gives a sense

of the singlemindedness and unity of the group joined in the **march**. As was the case with *parade*, the primitive inside the enclosure indicates who or what is **marching**. [6]

一 厂 𠄎 𠄎 𠄎 𠄎 𠄎

371

might<sup>(N.)</sup>

威

Here we see a *march of women* demonstrating on behalf of equal rights, a show of **might** not always welcome to the male chauvinist population. [9]

厂 𠄎 威

372

salty

咸

This character describes an unfinished and little-known album by an even less known rock band entitled “**Salty** Peppers Lonely Hearts Club Band.” The *mouths*, of course, belong to the band members who have been given their *marching* orders—right out of the recording studio—to make room for a group of four long-haired Liverpudlean lads. [9]

厂 后 咸

❖  
𠄎

float

The **floats** that are such an important part of a *fiesta* are shown here by the addition of the extra horizontal stroke, which you may take as a quasi-pictographic representation of the platform structure of a **float**. [5]

一 二 𠄎 𠄎 𠄎

373

coin<sup>(N.)</sup>

钱

Those special *gold*-colored tokens minted each year for the Mardi Gras and thrown into the crowds by people on the *floats* give us the character for **coins**. [10]

钅 钱

374

shallow

浅

An entourage of *floats* going from one town to the next must always seek a **shallow** place to cross the *water*. Try to picture what happens if they don't. [8]

氵 浅

375

cheap

贱

When the town tightwad agrees to enter a *float* in the annual parade, he first calculates how many *clams* it is going to set him back and then starts pinching pennies to make it as **cheap** as possible. [9]

376

Yao

尧

This character, used as a family name, is best associated with the legendary sage king **Yao**, who lived around 2300 BCE and became a model for rulers in ancient China. One fact about this king is that he is said to have invented the board game of Go as a way to sharpen the brain of his dim-witted son. Another little-known fact, unsupported by any respectable historian of China or any evidence whatever that we know of, is that King **Yao** modified the head of his son's *halberd* (the missing final stroke) so that it could be thrown like a javelin. The invention, intended originally for **Yao** Junior's physical development, was later passed on to the Greeks, who painted it on their vases and introduced it into the first Olympic Games. The horizontal stroke is, of course, the foul line beyond which the *human legs* of the javelin thrower must not cross. [6]

戈 尧

- ❖ When this character is used as a primitive, it will take the meaning of a *javelin thrower* from the story above.

377

fever

烧

Fevers come from devilish supernaturals who cast down *fire* on unsuspecting mortals the way the Nordic God of thunder, Thor, casts down his thunderbolts. Here we see a *javelin thrower*

heaving *fire* at his victims and causing their body temperatures to surge to 103°F (in the shade). [10]

火 烧

378

dawn

晓

Unlike Homer's "rosy-fingered **dawn**," which gently rouses one from slumber, this character depicts a kind of "slap-in-the-face **dawn**" intended for incorrigible sluggards on earth: the first rays of morning light **are** hurled down from the *sun* by a merciless *javelin thrower* of a deity. [10]

日 晓

## LESSON 17

BECAUSE OF THE rather special nature of that last group of primitives, it might be a good idea not to rush too quickly into this lesson until you are sure you have them all learned and fitted out with good images. Now we will take up another set of primitives built up from a common base, though fewer in number and lacking the similarity of meaning we saw in the last lesson.

379

stop<sup>(v.)</sup>

止

The character for **stop** is easiest to learn as a pictograph, though you have to take a moment to see it. Take it as a rather crude drawing of a footprint, the track that is left when your foot has **stopped** long enough to make an impression. The first three strokes represent the front of the foot and the last one, the heel. The big toe (the second stroke sticking out to the right) indicates that this is a left foot. [4]

丨 卜 止 止

- ❖ Although the meaning of *stop* will be retained, we will return often to the pictographic meaning of *footprint*. When the last two strokes are moved to look like this 止, it means a whole *trail of footprints*, as you might find on the beach. We will not see an example of this until FRAME 1050.

380

footstep

步

*Footprints* that follow one another a *few* at a time indicate **footsteps**. Don't forget what we mentioned back in FRAME 110 about the abbreviation of the element for *few* when it appears under another element. [7]

止 牛 牛 步

381

ford<sup>(v.)</sup>

涉

One way to **ford** a body of *water* is to wade across it on foot. You need to take your *footsteps* one after the other, but unlike a stroll



on dry land, you have to be careful to keep your balance and not end up in the *water*. Remember what it feels like to walk gingerly on the slippery bottom of a shallow stream, calculating your every *footstep* as you go. [10]

氵 涉

382

repeatedly

频

The image of something occurring **repeatedly**, over and over again, is of having one's *head* walked on, a succession of *footsteps* trampling on your cranium. [13]

步 频

383

agree

肯

Seeing *footprints* on someone's *flesh* indicates a rather brutal way of having persuaded that person to **agree**. [8]

止 肯

384

look forward to

企

Who doesn't **look forward to** *stopping* under a large beach *umbrella* for a day of relaxation and "dolce far niente"? [6]

人 企

385

military<sup>(ADJ.)</sup>

武

Think of the 24-hour clock, also known as "**military time**," as a watch face whose numbers actually go from 1 to 24, but which has only the hour hand on it (the elements for *one* and *arrow*), due to cutbacks in **military** expenditure. Now all you have to do is find a way to introduce the element that can mean either *stop* or *footprint*. Be sure to retain a **military** flavor in your image. [8]

一 二 正 武 武

386

levy<sup>(N.)</sup>

赋

A levy can be imposed for any number of reasons, but here it is pictured as a certain number of *clams* (money) collected by the powers that be to offset current *military* expenses—presumably so they can get back the minute hand for watches like the one in the last frame. [12]

贝 赋

387

correct<sup>(V./ADJ.)</sup>

正

“A journey of a thousand miles begins with a single step,” says the Chinese proverb. Here we see *one footprint*, complementing that proverb with the sound advice that if the first step is not **correct**, the rest of the journey will be off track. This is the ideal that teachers are supposed to have in **correcting** their students, and parents in **correcting** their children. [5]

一 正

388

evidence

证

Words that establish facts as being *correct* are classified as **evidence**. [7]

讠 证

389

politics

政

To the many definitions for **politics** that already exist, this character offers yet another: *correct taskmastering*. When those in **politics** twist this ideal and start maneuvering people to their own advantage, it is time to elect a *correct taskmaster*. [9]

正 政

❖

mending

疋

This primitive differs from the character for *correct* only by the movement added to the last two strokes, the “-ing” of **mending**

if you will. But take a more concrete sense, like **mending** holes in socks. [5]

一 丁 下 疋 疋

390

settle on

定

To **settle on**, in the sense of deciding on a certain course of action, is likened here to *mending* one's house. [8]

宀 疋

391

walk

走

To **walk**, we are told here, has the effect of *mending* the soil. If you consider what driving an automobile over the soil does to it, taking more time off to **walk** might not be a bad idea.

Note that the final stroke of *soil* doubles up with the first stroke of *mending*. Of course, you could also use *soil* and *trail of footprints* as the primitive elements, but if you do, you're on your own. [7]

土 走

392

transcend

超

Things that are beneath us tempt us to be satisfied with less than we are capable of. It is the things that **transcend** us that *summon* us to *walk* the path to a higher state.

Note in this and the following frame how the element for *walk* can embrace other elements from below, much the same way as the element for *road* does. In order to do this, the final stroke needs to be lengthened. [12]

走 超

393

surpass

越

Here we see two *parades* in competition, each trying to **surpass** the other by *walking* at breakneck pace from one town to the next. Note the little "hook" at the end of the first stroke of the

element for *parade*. This is the **ONLY** time it appears like this in the characters treated in these books. [12]

## 走 走 起 越

394

be

是

“To **be**, or not to be: that is the question.” Hamlet’s soliloquy is a prime example of how memorizing a little Shakespeare can *mend a tongue wagging in the mouth*, transforming the broken speech of everyday English into a few minutes of golden eloquence. Like Hamlet, we, too, are riddled with doubt. “To Shakespeare or not to Shakespeare: that **be** the question.” [9]

日 是

395

topic

题

The **topic** of your term paper appears at the top of the first *page*. That *be* what your paper’s about, dude. [15]

是 题

❖

stretch

𠃉

The primitive meaning to **stretch** might at first seem similar to that for *road*. Take a moment to study it more carefully and you will see the difference. Like *road*, this character holds other primitives above its sweeping final stroke. [2]

𠃉 𠃉

396

prolong

延

To **prolong** something enjoyable, like a vacation, is to *stretch* it out for as long as you can. If you look closely, you can see a stopper (the long *drop*) halting the progress of the *footprints* of time. Note that the third and fourth strokes of the element for *footprints* merge into one in this and the following frame. [6]

一 丌 正 延

397

nativity

诞

The key word, of course, calls to mind the feast of Christmas. As the famous poem at the start of St. John's gospel tells us, the **nativity** we celebrate at Christmas had its origins at the very start of time and governs all of human history. Celebrating the **nativity** *prolongs* the memory of the eternal *Word* in time and space. [8]

i 诞

❖

brush

聿

We introduce this primitive element, not itself a character, in order to learn one more character with the *stretch* primitive. It is a pictograph of a writing **brush**. Let the first three strokes represent the hairs at the tip of the **brush**, and the following two strokes the thumb and forefinger that guide it when you write. Note how the long vertical stroke, cutting through everything, is drawn last. This is standard procedure when you have such a stroke running the length of a character. However, as we saw in the case of *cow*, when this primitive appears on top of another primitive, its "tail" is cut off, giving us 聿. [6]

398

build

建

To **build** something complex, you first need to draw a set of plans (the writing *brush*) and then *s-t-r-e-t-c-h* your drawing out to scale in reality. [8]

聿 建

❖

ZOO

疋

To avoid confusion with the animals that will be showing up, this primitive will signify a **zoo**. Except for the downward hook at the end of the first stroke, this element is indistinguishable from *mending*. Perhaps by now you have developed a quick eye for such details. If not, you will before long. [5]

一 下 下 开 足

399

clear<sup>(ADJ.)</sup>

楚

If you build a *zoo* in the *woods*, the animals might feel comfortable, but the visitors wouldn't get a **clear** view of anything but the trees. [13]

林 楚

## LESSON 18

THE THREE GROUPS of characters brought together in this rather long lesson are clustered around three sets of primitives dealing respectively with cloth and clothing, weather, and postures.

400

clothing

衣

At the top we see the *top hat*, and at the bottom a pictographic representation of the folds of a piece of clothing. If you break the four folds into two sets of two strokes, you will find it easier to remember the character for **clothing**. [6]

、 𠂇 𠂇 𠂇 𠂇 衣

- ❖ When this character is used as a primitive element, particular attention has to be paid to the changes in shape that it can undergo. In fact, it is the most volatile of all the characters we shall treat, and for that reason we will assign distinct meanings to each of the variant shapes.

When it appears to the left, it looks like this: 衤, and we shall generally take it to mean *cloak*. At the bottom, when attached to the stroke immediately above it, the first two strokes (the *top hat*) are omitted, giving us: 衤, which we shall take to mean a *scarf*.

On rare occasions, the final four strokes are drawn with the first two strokes slightly repositioned to give us 𠂇. We will refer to this element as a *bandana*. An example will not show up until FRAME 661.

Occasionally the element can be torn right across the middle, with the first two strokes appearing at the top and the last four at the bottom of another primitive or cluster of primitives: 𠂇, in which cases we shall speak of a *top hat and scarf*.

And finally, of course, the element can keep its original character shape, along with its original meaning of *clothing* in general.

401

tailor<sup>(v.)</sup>

裁

You might think here of *clothing* that has been specially **tailored** for a *Thanksgiving* reenactment. [12]

土 表 裁

402

attire<sup>(n.)</sup>

装

The **attire** we have in mind here is military **attire**, to be specific, the camouflage *clothing* worn by the *turtle soldiers* we met back in FRAME 336. [12]

壮 装

403

grief

哀

A drunken sot in a tattered *top hat* and soiled silk *scarf* with a giant *mouth* guzzling something or other gives **grief** to family and friends alike. It sounds like a role W. C. Fields might have played with relish. [9]

一 言 哀

404

Yuan

袁

It is used today as a family name, well illustrated by **Yuan Shikai** (1859–1916). As President of the Republic of China and successor to Sun Yatsen, he remains a very controversial figure. The *lidded crock* and *scarf* should be easy enough to associate with a suspicious politician. [10]

吉 袁

405

elementary

初

The primitives here take care of themselves: *cloak* and *dagger*. And to whom might those terms apply? “**Elementary**, my dear Watson.” [7]

、 夕 不 不 初



406

patch<sup>(v.)</sup>

补

It's a lot simpler to **patch** an article of *clothing* if you have a *magic wand* like Cinderella's Fairy Godmother to help. Salicadoola, Menchicaboola, Bippity Boppity Boo! [7]

衤 补

407

inner garments

衬

The important thing about **inner garments** is that they keep on the inside. This character suggests a way to insure just that: *glue* them to the inside of your outer *clothing*. [8]

衤 衬

408

agriculture

农

This character combines a *crown* and a *scarf*. For instance, if you associate the key word with a harvest festival celebrating the joys of **agriculture**, you can imagine a young woman shivering in the open air of late October, wearing her *crown* and the coveted woolen *scarf* awarded to the harvest queen and inscribed with the words "Miss Stubble Mulch." [6]

冫 一 少 农 农 农

409

concentrated

浓

Think of a healthy drink made of **concentrated** vegetables, squeeze-dried into bottles right in the field where they are picked. All you need is to add *water* to have a bit of **concentrated agriculture** in a bottle. [9]

冫 浓

410

towel

巾

The basic meaning of this character is a **towel**. Its shape suggests a super-thin fashion model who has just stepped out of the bath and thrown a **towel** over her shoulders. [3]

## 巾 口 巾

411

commander

帅

The **commander** is shown here wiping off his *saber* with a *towel*. We leave it to you to decide what he is wiping off it. [5]

巾 帅

412

teacher

师

The only thing that distinguishes a **teacher** from a *commander* is the element for *ceiling*. The *commander's* battlefield is outdoors and the **teacher's** indoors. [6]

巾 师 师

413

lion

狮

The **lion** here is obviously an old retired **lion** king, who has been exiled from the pride and taken up serving as a *teacher* for a *pack of wild dogs* in order to earn a living. [9]

犬 狮

414

cloth

布

Think of a bolt of terry **cloth** that the maid drags along *by her side*, cutting out new *towels* as they are needed and saving herself the trouble of doing the extra laundry. [5]

巾 巾 布

415

streamer

帜

Instead of a **streamer** shaped like a carp, as is common in Japan, here we have a piece of colored *towel* with a *large mouth* on one end and a pair of *animal legs* behind it. (You could also use the key-word meaning of the element on the right and think of the **streamer** as the *only* one of its kind). [8]

406

patch<sup>(v.)</sup>

补

It's a lot simpler to **patch** an article of *clothing* if you have a *magic wand* like Cinderella's Fairy Godmother to help. Salicadoola, Menchicaboola, Bippity Boppity Boo! [7]

衤 补

407

inner garments

衬

The important thing about **inner garments** is that they keep on the inside. This character suggests a way to insure just that: *glue* them to the inside of your outer *clothing*. [8]

衤 衬

408

agriculture

农

This character combines a *crown* and a *scarf*. For instance, if you associate the key word with a harvest festival celebrating the joys of **agriculture**, you can imagine a young woman shivering in the open air of late October, wearing her *crown* and the coveted woolen *scarf* awarded to the harvest queen and inscribed with the words "Miss Stubble Mulch." [6]

、 冫 农 农 农

409

concentrated

浓

Think of a healthy drink made of **concentrated** vegetables, squeeze-dried into bottles right in the field where they are picked. All you need is to add *water* to have a bit of **concentrated agriculture** in a bottle. [9]

冫 浓

410

towel

巾

The basic meaning of this character is a **towel**. Its shape suggests a super-thin fashion model who has just stepped out of the bath and thrown a **towel** over her shoulders. [3]

## 巾

411

commander

巾

The **commander** is shown here wiping off his *saber* with a *towel*. We leave it to you to decide what he is wiping off it. [5]

## リ 巾

412

teacher

巾

The only thing that distinguishes a **teacher** from a *commander* is the element for *ceiling*. The *commander's* battlefield is outdoors and the **teacher's** indoors. [6]

## リ 巾 巾

413

lion

巾

The **lion** here is obviously an old retired **lion** king, who has been exiled from the pride and taken up serving as a *teacher* for a *pack of wild dogs* in order to earn a living. [9]

## リ 巾 巾

414

cloth

布

Think of a bolt of terry **cloth** that the maid drags along *by her side*, cutting out new *towels* as they are needed and saving herself the trouble of doing the extra laundry. [5]

## 一 巾 布

415

streamer

巾

Instead of a **streamer** shaped like a carp, as is common in Japan, here we have a piece of colored *towel with a large mouth* on one end and a pair of *animal legs* behind it. (You could also use the key-word meaning of the element on the right and think of the **streamer** as the *only* one of its kind). [8]

## 巾 帟

416

hat

帽

Because of some *risk* or other (you decide on the details), you tie up a makeshift **hat** out of a dirty old *towel*. [12]

## 巾 帽

417

curtain

幕

Instead of the usual gates, this *graveyard* has a **curtain** at its entrance sewn together from *towels* that the occupants had stolen from hotels around the world, come back to haunt them after death. So next time you think of slipping that beautifully imprinted *towel* with the logo of a hotel into your suitcase, remember that one day it will be **curtains** for both of you. [13]

## 莫 幕

❖

white towel

帟

This primitive element is simple to remember. All you need do is read off the elements that make it up: *white towel*. [8]

## 白 帟

418

cotton

棉

**Cotton** usually grows on bushes, but here we see it growing on a rather large *tree*. The clumps of **cotton** are big, in fact, the size of large *white towels*. When you get tired of picking, you take one of them and use it to wipe your brow. [12]

## 木 棉

419

market<sup>(N.)</sup>

市

Dressed in nothing but a bath *towel* and *top hat*, one sets off to the **market** in search of a bargain or two. [5]

一 市

420

lungs

肺

One is surprised, strolling through the *market*, to find amidst the *flesh* hung out for sale a slab marked: **lungs**. [9]

月 肺

❖

apron

巾

The *towel* that has edges trimmed with little *crowns* is the cook's **apron**. [5]

巾 巾

421

sash

带

The part of the *apron* where one finds the buckle (represented pictorially by the first four strokes, and drawn like a *one* followed by something like *small*) is on the **sash**. It may help if you think of one of those giant flashy buckles on the title belts that professional wrestlers compete for. [9]

一 十 卅 卅 卅 带

422

stagnant

滞

People who have been "*sashed*" to something (whether their mother's apron strings or a particular job) for too long are like *water* that has stopped moving: they become **stagnant**. [12]

滞 滞

<p>❖</p> <p>冂</p>	<p style="text-align: right;">belt</p> <p>This primitive, clearly derived from that for <i>towel</i>, is always hung on another vertical stroke, and takes the meaning of a <b>belt</b>. [2]</p> <p style="text-align: center;">丨 冂</p>
<p>❖</p> <p>束</p>	<p style="text-align: right;">thorn</p> <p>Here we see a <i>belt of thorns</i> wrapping itself around a <i>tree</i> and choking the life out of it. [6]</p> <p style="text-align: center;">一 丨 冂 巾 束 束</p>
<p>423</p> <p>刺</p>	<p style="text-align: right;">thorn</p> <p>The full character for <b>thorn</b> differs only by the addition of the <i>saber</i> to the right, presumably to indicate how the poor tree feels as it is being cut into by the heartless <i>thorns</i>. [8]</p> <p style="text-align: center;">一 丨 冂 巾 束 束 刺</p>
<p>424</p> <p>制</p>	<p style="text-align: right;">system</p> <p>This character shows a unique <b>system</b> for leading a <i>cow</i> to the slaughterer's <i>saber</i>: one ties a <i>belt</i> about its waist and fixes that <i>belt</i> to an overhead cable, pulling the <i>cow</i> up into the air where it hangs suspended, helpless against the fate that awaits it. [8]</p> <p style="text-align: center;">丨 丨 丨 丨 冂 巾 制</p>
<p>425</p> <p>雨</p>	<p style="text-align: right;">rain</p> <p>This character, also a primitive, is one of the clearest instances we have of a complex pictograph. The top line is the sky, the next three strokes a pair of clouds, and the final four dots the <b>rain</b> collected there and waiting to fall. [8]</p> <p style="text-align: center;">一 丨 冂 雨 雨 雨 雨</p>

- ❖ As a primitive it can mean either *rain* or *weather* in general. Because it takes so much space, it usually has to be contracted into a crown by shortening the second and third strokes into a *crown* like this: 𩇛. Note how the four dots are straightened out here, something that often occurs in printed forms.

426

thunder<sup>(N.)</sup>

雷

The full rumble and roar and terror of **thunder** is best felt not with your head tucked under your pillow safe in bed, but out in an open *rice field* where you can get the real feel of the *weather*. [13]

雨 雷

427

frost

霜

Think of **frost** as a venture in which the malevolent forces of *weather* cooperate with *one another*. See them sitting around a conference table and finally deciding to allow a small amount of moisture to fall just before a short and sudden freeze. [17]

雨 霜

428

cloud

云

This primitive is meant to depict in graphic fashion a **cloud** of something **rising** upwards, like vapor or smoke or dust. [4]

一 二 云 云

- ❖ When used as a primitive element, this character will take the meaning of a *rising cloud* of something or other.

429

carry

运

Think of the sweet chariot that the spiritual sings about, comin' for to **carry** you home. It swings low to pick you up as you're strolling along the *road* of life, and then carries you off in a *rising cloud*. [7]



## 云 运

❖

ice

冫

The condensation of the three drops we have been using to mean *water* into two drops signals the solidifying of *water* into *ice*. Note that when this primitive appears to the left, it is written like the first and the last strokes of the element for *water* to give us 冫. However, when it appears under another primitive, it looks more like the first two strokes of the *water* primitive: 冫. [2]

冫

430

ice

冰

This is the full character for *ice* from which we derived the primitive element in the previous frame. The presence of the primitive for *water* in its full form tells us that we have something to do with *water* here, and the primitive for *ice* tells us what kind of water. [6]

冫 冰

431

situation

况

Given the deteriorating **situation** in today's high schools, the cryogenic solution is to put all *teenagers* on *ice* for five years and thaw them out when they're ready for college. [7]

冫 况

432

collide

冲

The key word easily suggests what happens when two nuclear particles **collide**—namely a nuclear reaction. If this process spins out of control it can destroy the atmosphere and create a nuclear winter. This gives us a graphic image for this character: in the *middle*, the **colliding** particles; and all around, everything turned to *ice*. [6]

； 冲

433

reduce

減

To reduce winter *ice* on the roads, local municipalities often spread salt over them. But when it comes to your own driveway, anything *salty* will do: your old soy sauce, stale saltines, or—the *pièce de résistance*—your mother-in-law's tuna casserole. [11]

； 減

434

cool

涼

To keep *cool* in the heat of summer, a cadre of pork-barrelling legislators decide to drape the entire *capitol building* in *ice*. [10]

； 涼

435

winter

冬

*Walking legs* slipping on the *ice* are a sure sign of *winter*. [5]

冬 冬

436

heavens

天

This character is meant to be a pictograph of a great man, said to represent the Lord of the **Heavens**. (You may, of course, use the elements *ceiling* and *St. Bernard dog* instead.) [4]

一 二 于 天

❖ The primitive can mean either the *heaven* of eternal bliss or the general term for sky, the *heavens*.

437

Wu

吳

This character, used chiefly for a family name, is pronounced **Wu**. Think of dapper young Master **Wu** wooing his woman with a portion of that famous Italian dessert, Tiramisu (or “lift me up”)—more romantically known as *Heaven* in your *Mouth*. [7]

口 吴

❖ In line with the explanation above, the primitive meaning will remain *Heaven in your Mouth*.

438

amusement

娱

Here we see *Wu's* woman. What she is doing for **amusement** is, of course, scarfing down another plate of *Heaven in your Mouth*. [10]

女 娱

439

error

误

Often an **error** will go undetected because it is couched in beautiful *words*. What seems like *Heaven in your Mouth* may be hell for your waist. [9]

讠 误

440

die young

夭

If you've ever wondered where the *St. Bernard dog* got its name, this character suggests a plausible answer. The first of these friendly Alpine canines, originally known simply as "Bernard dogs," **died young** in a sudden avalanche. Being blameless, she was wafted right up to her heavenly reward and fitted out with a halo one size too big for her hallowed head (the extended *drop* of the first stroke, written right to left). Centuries later she was "caninized" and came to be known as *St. Bernardette*, which later chauvinist theologians altered to *St. Bernard*. [4]

一 夭

441

pretend

乔

A student who sprained her ankle and is seeking sympathy from her classmates, **pretends** that it is a mortal wound. See her hobbling around on *crutches* with the long, sad face of one who is about to *die young*. [6]

## 夭 乔

- ❖ When used as a primitive, this character will take the meaning of an *angel* (on crutches for all eternity, if you think our young student deserves it for such a bad performance).

442

bridge

桥

The **bridge** shown here is made of *trees* in their natural form, except that the trunks have been carved into the forms of *angels*, a sort of “Ponte degli Angeli.” [10]

木 桥

443

attractive

娇

Associating a particularly **attractive woman** you know with an *angel* should be no problem. [9]

女 娇

444

standing up<sup>(ADJ.)</sup>

立

The general posture of anything **standing up** is represented here by the pictograph of a vase **standing up**. [5]

、 一 亠 宀 立

- ❖ When used as a primitive, this character can also mean *vase*. When taking its character meaning, it is best to think of something *standing up* that is normally lying down, or something *standing* in an unusual way.

445

weep

泣

One **weeps** and **weeps** until one is *standing up* knee-deep in *water* (or until one has **wept** a large *vase*-full of *water*). [8]

氵 泣

446 站	<p style="text-align: right;">station<sup>(N.)</sup></p> <p>Picture someone <i>telling fortunes</i> on a large Ming <i>vase</i> outside the <b>station</b> at which you most often catch your trains. [10]</p> <p style="text-align: center;">立 站</p>
447 章	<p style="text-align: right;">chapter</p> <p>Imagine a large <i>sunflower</i> that grows miniature cloisonnée <i>vases</i> instead of seeds. The wee <i>vases</i> are just the right size for a keychain or bracelet. Your challenge is to associate this with the <b>chapter</b> of a book. [11]</p> <p style="text-align: center;">立 章</p>
448 竞	<p style="text-align: right;">compete</p> <p>A <i>teenager</i> is seen here holding a <i>vase</i> overhead—actually, a trophy he just won in the annual flower arranging festival, in which he <b>competes</b> every year. [10]</p> <p style="text-align: center;">立 竞</p>
449 帝	<p style="text-align: right;">sovereign<sup>(N.)</sup></p> <p>An uncommon, but not altogether unlikely picture of a reigning <b>sovereign</b> has him <i>standing up</i> in his <i>apron</i>, presumably at the behest of HIS <b>sovereign</b> (she who is to be obeyed), who needs help with washing the dishes.</p> <p>Note how the last stroke of <i>standing up</i> doubles up as the first stroke of <i>apron</i>. [9]</p> <p style="text-align: center;">立 立 帝</p>
450 童	<p style="text-align: right;">juvenile<sup>(N.)</sup></p> <p>This frame shows up the image of a <b>juvenile</b> <i>standing</i> on top of a <i>computer</i>, or rather jumping up and down on it, because it refused to come up with the right answer. [12]</p>

## 立 童

451

salesman

商

See the peddler *standing* atop his motorcycle *helmet* as if it were a soapbox, hawking his wares to passersby. Make the *animal legs* and *mouth* represent the tools of the **salesman's** trade any way you can. [11]

立 产 商 商 商

❖

商

antique

The primitive meaning **antique**, not itself a character, depicts a *vase* kept under a *glass hood* because it is *ancient*. As the character is drawn, the *vase* is out on display, but it will soon return to safer quarters. When you write it, think *vase . . . glass hood . . . antique* and you won't have any trouble. [11]

立 产 商 商

452

drip<sup>(v.)</sup>

滴

During the night *water drips* on what you thought were precious *antiques*. In the morning you are shocked to discover that the artificial aging painted on them is running! [14]

氵 滴

453

spoon

匕

This character, a pictograph of a **spoon**, is easy enough to remember, provided you keep it distinct from that for *seven*, where the first stroke is written left to right (the opposite of here) and cuts noticeably across the second. [2]

ノ 匕

- ❖ As a primitive, this character can take on the additional meaning of *someone sitting on the ground*, of which it can also be considered a pictograph.

454

north

北

The cold air from the **north** is so strong that we see *two people sitting on the ground* back to back, their arms interlocked so they don't blow away. (Pay special attention to the drawing of the first three strokes.) [5]

455

back<sup>(n.)</sup>

背

The *part of the body* you turn to shield you from the cold wind from the *north* is your **back** [9]

456

compare

比

With *two spoons*, one in each hand, you **compare** your mother's cooking with your mother-in-law's.

Be careful here: the first stroke of the first *spoon* is drawn left to right, and the first stroke of the second *spoon*, from right to left. [4]

457

descendants

昆

Like most proverbs, "There is nothing new under the *sun*" is not true all of the time. This character has us *comparing* family **descendants** under the *sun*. The resemblances are obvious, but it's also true that each generation brings something new to the family. [8]

458

mix<sup>(v.)</sup>

混

Marriages that **mix** peoples and cultures traditionally kept apart from one another, this character suggests, *water* down the quality of one's *descendants*—the oldest racial nonsense in the world! [11]

混

459

all

皆

Think of the housewives in those TV commercials *comparing* how *white* their laundry turned out. The clear winner is the one who used the popular detergent known as All. (If you don't know the brand, surely you've heard the phrases "all-purpose detergent" or "all-temperature detergent.") [9]

比 皆

460

this (literary)

此

To create an image of this most abstract of all the key words, picture a literary work whose opening sentence begins with the word **This**, the initial "T" of which is embellished in medieval style to fill up half the page. Look closely at the drawing and you will see the hundreds of little *footprints* and *silver spoons* that make it up. [6]

止 此

461

somewhat

些

The sense of the key word **somewhat** is that of "slightly" or "to some small degree." Then recall the minutely embellished "T" from the story for *this (literary)* and contrast it with the smaller and only **somewhat** fancy "T" that appeared in *Volume Two* of the work. [8]

此 些

462

it

它

In the children's game of tag, there is usually a designated place that renders one safe from being tagged and becoming "it." Here it is a little *playhouse* in the back yard, in which there is already *someone sitting on the ground*. [5]



宀 它

463

purpose

旨

Here we see a benevolent Fate giving **purpose** to those in her care, serving *spoonful* after *spoonful* of *sunshine* to them. [6]

匕 旨

464

grease

脂

In the same way that one can think that the egg came first and that chickens are only the eggs' way of reproducing themselves, one might soon expect someone from the emerging academic discipline of Fat Studies to argue that **grease** or fat comes first, and that the *purpose* of the other *parts of the body* is only to serve as its carrier. [10]

月 脂

❖

lifeguard

伞

The image of someone *sitting on the ground* under an ample *umbrella* is a good one for a lazy **lifeguard**. [4]

人 伞

465

theory

论

While the *lifeguard* perched on her platform is busy shouting out *words* of warning, she doesn't have time to listen to your **theory** of enlightened lifeguarding. [6]

讠 论

466

wheel

轮

The *lifeguard* swings into action as he notices an unusual number of inner tubes in the water and a parking lot full of *cars* missing a **wheel**. [8]

## 车 轮

❖

reclining

一

The picture is obvious: the first stroke represents the head, and the second the body of someone **reclining**. You may also use the synonyms *lying* or *lying down*. [2]

ノ ㄣ

467

every

每

“Behind every successful person *lies* a woman...,” who usually turns out to be one’s *mother*! [7]

ㄣ 每

468

small plum

梅

Behind *every* Jack Horner, there’s a pie maker, and behind every pie maker, a *tree* full of **small plums** just the right size for little Jack’s thumb. [11]

木 梅

469

sea

海

Behind *every* sea, the countless *drops of water* from which it originated. [10]

氵 海

470

beg

乞

See someone *lying down* in a public place with a *hook* in place of a hand and forced to **beg** a morsel of rice or a few pence. [3]

ㄣ 乞

471

eat

吃

“Eat to live, not live to eat,” goes the advice from *Poor Richard's Almanac*. Measured by that standard, those who have to open their *mouths* to *beg* for enough food to keep them alive are better off than those who stuff their *mouths*, every chance they get, with as much as they can eat. [6]

口 吃

472

duplicate<sup>(v.)</sup>

复

As moderns, we easily think of a photocopy machine when we hear the word **duplicate**. If you ever wondered what it is doing at night when the staff has gone home, the answer is simple: it's *reclining*. After a full *day* of running back and forth across page after page of material (did you know that that green light actually has tiny *walking legs* on it?), we see it *reclining* for some well-deserved rest. [9]

一 百 复

- ❖ As a primitive, this character will take the meaning of *double back*, in the sense of turning around and heading back during one's travels.

473

abdomen

腹

The secret to a picture-perfect **abdomen** is a little-known technique developed by circus acrobats. No need to fork out your hard-earned cash for some overpriced gym contraption. Just double the top half of your body forward till your nose touches your knees, then straighten up and **double back** until the back of your head hits your calves. Forty times in a row and you've got **abs** to die for. [13]

月 腹

474

lack<sup>(v.)</sup>

欠

The pictograph hidden in this character is of someone yawning. The first stroke shows the head thrown back; the second, the arm bent at the elbow as the hand reaches up to cover the mouth; and the last two, the legs. Yawning is a sign that there is something you **lack**: psychologically, interest; physiologically, sleep. [4]

ノ ㇇ 欠

❖ Used as a primitive, this character can mean either *yawn* or *lack*.

475

blow<sup>(v.)</sup>

吹

To **blow** is really no more than a deliberate effort to make one's *mouth lack* all the air that is in it. [7]

口 吹

476

song

歌

The **song** in this character is being sung by a chorus line of *can-can* girls. Why should the whole audience be *yawning* then?

Of course, you can always try the primitive for *older brother* on the audience instead of the *can-can* girls. [14]

哥 歌

477

soft

软

If the cushions of one's *car* are too **soft**, one may begin to *yawn* at the wheel. [8]

车 软

478

next

次

This key word connotes the “**next** in line” of a succession of people or things. Put yourself in a line of people who *lack ice* on

the hottest day of summer, waiting impatiently for the distributor to call out "Next!" [6]

次

- ❖ As a primitive, this character can either retain its key word meaning of *next* or the related meaning of *secondary*.

479

assets

资

The first *shells* (money) you earn, you use to pay your debts. The *next shells* you accumulate become your **assets**. [10]

次 资

480

looks<sup>(N.)</sup>

姿

This character depicts a *woman's looks* as a sort of *secondary self*. [9]

次 姿

481

consult with

咨

To seek advice from a *secondary mouth* is to **consult with** someone about something. [9]

次 咨

## LESSON 19

WE CONCLUDE our Plots by picking up most of the remaining primitives that can be built up from elements already at our disposal, and learning the characters that are based on them. When you have completed this section, you might want to run through all the frames from Lesson 13 on, jotting down notes at any point you think helpful. That way, even if you have not made any notations on your review cards, you will at least have some record of the images you used.

❖ 音	muzzle The element for <b>muzzle</b> shows a <i>vase</i> fixed over a <i>mouth</i> , perhaps with a rubber band running around the back of the head to keep it in place. [8]  立 音
482 赔	compensate Picture a <i>clam</i> used as a <i>muzzle</i> to quiet the complaints of a fisherman's widow asking the Channel 7 weatherman to <b>compensate</b> her for the husband she lost at sea. [12]  贝 赔
483 培	cultivate The barrel hoops used by some enterprising farmers to stretch clear plastic over rows of vegetables in a garden patch can be thought of as a way to <i>muzzle</i> the <i>soil</i> , creating a controlled environment that allows them to <b>cultivate</b> bigger and bigger vegetables. [11]  土 培

484

sound

音

The character for **sound** depicts something *standing* in the air over a *tongue wagging in a mouth*, much the same as a **sound** does for the briefest of moments before disappearing. [9]

立 音

❖ Used as a primitive, this character retains its meaning of a *sound*.

485

dark

暗

Think of the **dark** emptiness of outer space, in which there is not only no *sun* but no *sound* either. [13]

日 暗

486

rhyme<sup>(N.)</sup>

韵

Poetry that uses **rhyme** is forced to find words of the same *sound* in order to make the ending of lines *uniform*. [13]

音 韵

487

unexpectedly

竟

This character gets its meaning from the following frame. It shows a queen *standing* in front of a mirror and asking who is the fairest of them all. **Unexpectedly**, the mirror sprouts a pair of *human legs* and begins to run around the room. A giant *tongue wagging in the mouth* appears on its surface, announcing that the mirror itself is fairer by far than the queen and all the maidens of the kingdom put together. [11]

音 竟

❖ The primitive meaning for this character will be a *mirror*.

488

mirror

镜

After lakes but before glass, polished *metal* was used for **mirrors**. These *metal mirrors* are recalled in this character for a **mirror**. [16]

钅 镜

489

boundary

境

Imagine the **boundary** of a plot of *land* marked with gigantic *mirrors* enabling the landowner to keep trespassers in sight at all times. [14]

土 境

490

deceased<sup>(ADJ.)</sup>

亡

A *top hat* hanging on a *hook* in the front hall, right where the **deceased** gentleman left it the day he died, reminds us of him and his courtly manner. [3]

、 一 亡

❖ In addition to *deceased*, the primitive meaning of *perish* will be used for this character.

491

blind<sup>(ADJ.)</sup>

盲

If one's *eyes perish* before death, one remains **blind** for the rest of life. [8]

盲 盲

492

absurd<sup>(ADJ.)</sup>

妄

It is **absurd** to waste time daydreaming about the “*ideal woman*,” who can never be more than a delusion. Hence, *perish* the thought of her. [6]

亡 妄



493

expect

望

As the *king* walks amid the remains of his fallen army, *perishing flesh* all around him, he **expects** the worst for his kingdom. [11]

亡 明 望

494

direction

方

Spinning a *dagger* about on its hilt on the top of a *top hat*—waiting to see in which **direction** it points when it comes to rest—one leaves to fate where one is going next. Take care in writing this character. [4]

一 方 方

❖ As a primitive, this character will take the sense of a *compass*, the instrument used to determine *direction*.

495

hinder

妨

Imagine a romantic *compass* that is disturbed every time a *woman* passes by: the mere smell of perfume **hinders** its ability to function, sending the needle spinning madly round and round. [7]

女 妨

496

release<sup>(v.)</sup>

放

The *taskmaster* **releases** an unruly servant into the wilderness, giving him no more than a quick glance at the *compass* and a boot from behind. [8]

方 放

497

excite

激

Some cosmic *taskmaster* hovering overhead **excites** the waves to make them dash violently against the shore. In the *white* foam that covers the *water* we see a broken *compass* floating, all that

remains of a shipwreck. That ought to **excite** the unfortunate investors. [16]

氵 洎 滂 激

498

side<sup>(N.)</sup>

旁

Think of the key word **side** in connection with the image of a **sidekick**, an assistant or companion so named because he is always **alongside** you. He, or she, is the one who carries the *compass*, the *crown*, and the *vase*. All you have to do is find a way to relate these three elements to the kinds of adventures the two of you are used to getting into. [10]

宀 宀 旁

499

convert<sup>(V.)</sup>

兑

The key word should be understood in the sense of changing one thing into another, as when we **convert** currency. The character shows a *teenager* with a devil's *horns*, which most parents with adolescents will have no difficulty sympathizing with, as their *teenagers* systematically and continually **convert** their parents' hard-earned wages into feed for the vultures at the shopping mall. [7]

丷 兑

❖ The primitive meaning for this character will be *devil*, in line with the explanation above.

500

undress

脱

To **undress** is to expose the *flesh* and bring out the *devil* in one's onlookers. Ignore the moral if you want, but not the *devil*. [11]

月 脱

501

说

speak

“Sticks and stones may break my bones, but *words* will never hurt me.” Yea, sure. Just think of all the ways that the *words one speaks* can bruise and wound and sting; they can be barbed and sharp, cruel and inflammatory. Let there be no doubt about it: there can be a *devil* in the *words we speak*. [9]

讠 说

502

曾

formerly

For the key word, think of individuals who **formerly** held office as administrators or heads of state. The character is composed of a pair of *horns* growing out of a *brain* impaled on the *horns* of a dilemma—with a *tongue wagging in the mouth* beneath. The dilemma of **formerly** prominent public figures is how to stay in the public eye even after retirement. The *wagging tongue* shows how so many of them do it, namely, by advertising their opinions on public policy. The *horns* growing out of the top show what a devilish nuisance they often make of themselves in the process. [12]

❖ The primitive meaning of this character, *increase*, comes from the next frame. Always think of something multiplying wildly as you watch.

503

增

increase<sup>(v.)</sup>

In this character we see the *soil increase*, multiplying so fast that it literally buries everything in its path. [15]

土 增

504

赠

make a present of

In today's world, there are fewer and fewer ways of **making a present** of something without seeing it as an investment awaiting its just return in time. And not only in today's world. How

often unscrupulous colonizers in different parts of the world **made a present** of a handful of trinkets or *clams* (money) to unsuspecting locals as an investment that ended up *increasing* a million times over as they expropriated land, precious metals, and natural resources. Do not confuse this key word with the temporal word “present” (FRAME 269). [16]

贝 赠

## Elements



WE COME NOW to the third major step in our study of the characters: the invention of plots from primitive elements. From now on, the ordering of the remaining characters according to their primitives will be taken care of, but the reader will be required to do most of the work. Particularly difficult characters will be supplied with supplementary hints, plots, or even whole stories.

You should now have a feel for the way details can be worked into a character story so as to create a more vivid ambience for the primitive elements to interact. What may be more difficult is experimenting with plots and discarding them until the simplest one is fixed on, and then embellished and nuanced. You may find it helpful occasionally to study some of the earlier stories that you found especially impressive, in order to discover precisely why they struck you, and then to imitate their vitality in the stories you will now be inventing. Equally helpful will be any attention you give to those characters whose stories you have found it difficult to remember, or have easily confused with those of other characters. As you progress through this final section, you may even wish to return and amend some of those earlier stories. But do it with the knowledge that once a story has been learned, it is generally better to review it and perhaps repair it slightly than to discard it entirely and start over.

## LESSON 20

IF YOU HAVE found some of the characters in the last brief lesson difficult to work with, we can only assure you that it will get easier with time, beginning with this long lesson. Remember, however, that as it *does* get easier you should not skip over the stories too quickly, trusting only in the most superficial of images. If you spend up to five minutes on each character focusing the composition of the primitives into a tidy plot, and then filling out the details of a little story, you will not be wasting time, but saving yourself the time it takes to relearn it later.

505

also

也

This character is a pictograph of the scorpion, the first two strokes representing its head and pincers, the last stroke its barbed tail, in which you may recognize the *fishhook*.

To associate this image with the key word, think of the two terms that the word “also” links in a sentence and place a scorpion there, its head biting on one word, its tail stinging the other. [3]

- ❖ The primitive meaning will remain *scorpion*, in line with the above explanation.

506

she

她

Woman . . . *scorpion*. Note to male readers: to avoid any complications with the **she** in your life, you might want to adjust the second primitive to its character meaning, *also*. [6]

507

ground<sup>(N.)</sup>

地

Soil and a *scorpion* (an “earth animal”). This is, of course, the full character from which the primitive for **ground** derives. [6]

508

pond

池

Water . . . *scorpion*. It would be easy to slip into a “lazy image” in cases like this one, picturing, let us say, a *scorpion* near the *water*. But if you picture a *scorpion* letting its venom out *drop by drop* until it has made a whole **pond** of the stuff, the image is more likely to remain fixed. [6]



509

insect

虫

Work with this character as you wish, to create the image of an insect. [6]

口 中 虫 虫

❖ Used as a primitive, it will appear in characters for all sorts of worms and bugs and other creepy, crawling things.

510

shrimp

虾

Think of the **shrimp** as a crustacean on the top (the head, antennae, and shell) and an *insect* (the legs) *below*—a kind of chimera of the sea. [9]

虫 虾

511

alone

独

A *pack of wild dogs*, starved and rabid, surrounds a poor little *insect* for a sad image of what it means to feel **alone**. [9]

犛 独

512

although

虽

A *mouth full of insects*. [9]

口 虽

513

serpent

蛇

*Insect . . . it*. [11]

虫 蛇

514

egg

蛋

*Zoo . . . insect*. [11]

巳 蛋

515

self

巳

This character carries the abstract sense of the **self**, the deep-down inner structure of the human person that mythology has often depicted as a *snake*—of which it is a pictograph. Be sure to keep it distinct from the similar key words, *oneself* (FRAME 33) and *I* (FRAME 588). [3]

フ 丿 己

- ❖ As a primitive element, this character will take the meaning of a *snake*, along with any of the various concrete symbolic meanings the *snake* has in myth and fable.

516

begin

起

Walk . . . *snake*. [10]

走 起

517

alter

改

*Snake . . . taskmaster*. If you can find your way to working the key word **alter** into the story, you might think of Ireland's most famous reformer, St. Patrick, who, legend has it, drove away the *snakes* from the land. [7]

己 改

518

remember

记

Words . . . *snake*. [5]

讠 记

519

already

巳

The *snake* with its mouth half closed (depicted in the slight extension of the final stroke) suggests that it is **already** dead and gone, ready to be stripped of its skin to become a belt or handbag. [3]

フ コ 巳

- ❖ When this character is used as a primitive, it changes shape to close the gap between the first and last strokes: 巳. Its meaning will be a *snakeskin*.

520

wrap<sup>(v.)</sup>

包

Bind up... *snakeskin*. [5]

フ 包

521

bubbles

泡

Water... *wrap*. [8]

フ 泡

522

guide<sup>(v.)</sup>

导

*Snakeskin*... *glue*. [6]

巳 导

523

look back

顾

*Cliff*... *snakeskin*... *head*. Note how the cramped space forces the second stroke of *snakeskin* to bend upwards. [10]

厂 石 顾

❖ 豕	SOW <sup>(N.)</sup> Let this primitive represent a fat <b>sow</b> . Easier than pulling it apart into smaller elements is remembering its shape as a highly stylized pictograph. Practice its seven strokes a few times before going on to examples of its use in the next few frames. [7]
524 逐	pursue Sows ... road. [10]
525 家	house <sup>(N.)</sup> This is the full character whose primitive form we learned already. To help a little, this character recalls the times when the “domestic” animals were, as the word itself suggests, really kept in the <b>house</b> . Hence: <i>house ... sow</i> . [10]
❖ 豕	piglets This abbreviation of the full primitive for a <i>sow</i> , quite naturally, means <b>piglets</b> . [3]
526 场	site Soil ... piglets. [6]
527 汤	soup Water ... piglets. [6]

一 丿 丿 丿 豕 豕 豕

豕 逐

宀 家

丿 丿 豕

土 场

汤

528

sheep

羊

This pictograph shows the animal *horns* at the top attached to the head (third stroke), the front and back legs (strokes four and five), and body (final stroke). [6]

、 丩 𠂇 𠂇 𠂇 羊

- ❖ The primitive meaning remains *sheep*. As we saw with the *cow*, the “tail” is cut off when it is set immediately over another element: 𦍋. Note the change in stroke order, as exemplified in the following frame.

529

beautiful

美

Try to think of what the Chinese were on to when they associated **beautiful** with a *large sheep*. [9]

、 丩 𠂇 𠂇 羊 𦍋 美

530

ocean

洋

*Water ... sheep*. Be sure to keep the stories and key word of this character distinct from those for *sea*. (FRAME 469). [9]

、 洋

531

fresh

鲜

*Fish ... sheep*. [14]

鱼 鲜

532

appearance

样

*Tree ... sheep*. [10]

木 样

533

orchid

兰

This character is drawn exactly the same as that for *sheep* except that the final stroke is omitted. Think of taking a *sheep* by the tail and pulling it out, with your two feet pushing hard against the back end of the poor creature. At last, it jerks free and you fall back on the ground, with a beautiful **orchid** in your hand—the famous “ram’s head **orchid**” hidden in the *sheep*. [5]

534

spoiled

烂

Fire . . . orchid. [9]

❖

wool

羊

This rather uncommon primitive is made by pulling the tail of the *sheep* to one side to create a semi-enclosure. The meaning of **wool** is derived from the fact that the shearer is holding the *sheep* by the tail in order to trim its **wool**. [6]

535

fall short of

差

Wool . . . I-beam. [9]

536

-ing

着

We cannot resist help-**ing** you with this character for ongo-**ing** action, since it nicely illustrates “pull-**ing** the *wool* over one’s eyes.” [11]

537

raise<sup>(v.)</sup>

养

The key word is used in connection with **raising** animals, family, flowers, and so forth. Note how the final stroke of *wool* and the first stroke of *introduce* double up here. If you want to **raise** sheep to be more than just sheep, you should *introduce* them to *wool* merchants from an early age. Of course, like the celebrated Black Sheep, they would have to be sent to school to learn how to say things like, “Yes sir, yes sir, three bags full.” [9]

羊 养

❖

turkey

佳

This primitive is best remembered as an old **turkey**, complete with pipe and horn-rimmed glasses. Its writing is somewhat peculiar, so take note of the order of the strokes. Let the first four strokes stand for the *turkey's* head, neck, and drooping chin. The remainder can then be pictographic of the plumage. [8]

ノ 亅 个 个 个 个 佳 佳

538

gather

集

*Turkeys . . . atop a tree.* [12]

佳 集

539

standard<sup>(n.)</sup>

准

Think of a **standard** of measure or quality. *Ice . . . turkey.* [10]

; 准

540

who?

谁

*Words . . . turkey.* It might help if you think of the Cheshire Cat from the Disney production of “Alice in Wonderland” as a Cheshire *Turkey* asking passers-by “**W-h-o** aaare you?” [10]

i 谁

541 售	vend Let the key word suggest <b>street</b> peddlers who <b>vend</b> their wares. <i>Turkey . . . mouth.</i> [11]  佳 售
542 午	noon With a bit of stretching, you might see a horse's head pointing leftward in this character. That gives the primary meaning of the Chinese zodiacal sign of the horse, which corresponds to the hour of <b>noon</b> . Note how this character differs from that for <i>cow</i> (FRAME 252). [4]  丿 ㇇ ㇇ 午  ❖ As a primitive, this character gets the meaning of a <i>stick horse</i> .
543 许	permit <sup>(v)</sup> <i>Words . . . stick horse.</i> [6]  讠 许
544 羽	feathers From the pictograph of two bird wings, we get <b>feathers</b> . [6]  丿 习 习 羽  ❖ The related image of <i>wings</i> can be added as a primitive meaning.
545 习	learn Here we have the pictograph of a single <i>wing</i> , indicating novices who still have a lot to <b>learn</b> before they earn their other <i>wing</i> . [3]



丁 习 习

546

soar

翔 Sheep ... feathers. [12]

羊 翔

## LESSON 21




THIS IS A GOOD TIME TO stop for a moment and have a look at how primitive elements get contracted and distorted by reason of their position within a character. Reference has been made to the fact here and there in passing, but now that you have attained greater fluency in writing, we may address the phenomenon more systematically.


1. At the left, a primitive will generally be squeezed in from the sides and slanted upwards. For instance, *gold* 金 comes to be written 钅 when it functions as the primitive for *metal*. Or again, *tree* has its character form 木 flattened into 丨 when it comes to the left.
2. Long strokes ending in a hook, which would normally flow out gracefully, are squeezed into angular form when made part of a primitive at the left. We see this in the way the character for *ray* 光 gets altered to 𠄎 in the character for *radiance* 輝. In like manner, the *spoon* that is spread out on the right side of *compare* 比 is compressed on the left. Certain characters are pressed down and widened when weighted down by other elements from above. Such is the case, for example, with *woman*, which is flattened into 女 when it appears in the lowest position of *banquet* 宴.
3. A long vertical stroke cutting through a series of horizontal lines is often cut off below the lowest horizontal line. We saw this in changing the *cow* 牛 to fit into *declare* 告, the *sheep* 羊 to fit into *beautiful* 美, and the *brush* 聿 that appeared in the character for *book* 書.
4. The long downward swooping stroke that we see in *fire* is an example of another group of distortions. Crowded in by something to its right, it is compressed into 火. Hence *fire* 火 and *vexed* 煩.
5. Again, we have seen how horizontal lines can double up as the bottom of an upper primitive and the top of a lower primitive, for instance, when *stand* 立 comes in the character for *salesman* 商.
6. Finally, there are situations in which an entire character is changed to assume a considerably altered primitive form. *Water* 水, *fire* 火, and *heart* 心 can thus become 氵, 灬, and 忄 in other characters. Because the full forms are ALSO used as primitives, we have often altered the meaning or given distinctions in meaning in order to be sure that the story in each case dictates precisely how the character is to be written.

From this chapter on, the stroke order will not be given unless it is entirely new, departs from the procedures we have learned so far, or might otherwise cause confusion. All hand-drawn characters, you will remember, are indicated by frame number in Index I. Should you have any trouble with the writing of a particular primitive, you can refer to Index II, which will direct you to the page where that primitive was first introduced.

With that, we carry on.

<p>❖ □</p>	<p style="text-align: right;">pent in</p> <p>This primitive depicts a corral or pen surrounding something, which is thus <b>pent in</b>. Note that this primitive is much larger than a mouth, in fact large enough to include a mouth inside of it in FRAME 554. [3]</p> <p style="text-align: center;">     冂    口</p>
<p>547 困</p>	<p style="text-align: right;">trapped</p> <p><i>Pent in ... trees.</i> [7]</p> <p style="text-align: center;">冂 困 困</p>
<p>548 固</p>	<p style="text-align: right;">solid</p> <p><i>Pent in ... ancient.</i> Leave people out of your story to avoid complications later when we add the element for “person,” which will also appear with the primitive for <i>pent in</i> (FRAME 793). [8]</p>
<p>549 国</p>	<p style="text-align: right;">country</p> <p><i>Pent in ... jade.</i> [8]</p>
<p>550 圆</p>	<p style="text-align: right;">round</p> <p><i>Pent in ... employee.</i> [10]</p>
<p>551 因</p>	<p style="text-align: right;">cause<sup>(N.)</sup></p> <p><i>Pent in ... St. Bernard dog.</i> [6]</p>

552		smoke <sup>(N.)</sup>
烟	Fire... cause. [10]	
553		park <sup>(N.)</sup>
园	Pent in ... beginning. [7]	
554		return <sup>(V.)</sup>
回	The elements are <i>pent in</i> and <i>mouth</i> , but you may find it more helpful to forget the primitives and think of one circle revolving inside of another. [6]	
		
555		picture <sup>(N.)</sup>
图	Pent in ... winter. [8]	
556		extensive
广	This primitive combines the <i>cliff</i> (the last two strokes) with the first dot we use on the roof of the <i>house</i> . Together they offer the picture of a “cliff house” or cave. All you have to do is picture it located on the side of the Grand Canyon, giving the ideal description of an <b>extensive</b> view to the person who is living in it. [3]	
		
<ul style="list-style-type: none"> <li>❖ As a primitive, we will stick with the concrete meaning of a <i>cave</i> from the explanation above. When so used, the element “encloses” other primitives beneath it and to the right.</li> </ul>		
557		store <sup>(N.)</sup>
店	Cave... tell fortunes. [8]	
		

558		warehouse
库	<i>Cave ... car.</i> [7]	
559		trousers
裤	<i>Cloak/clothing ... warehouse.</i> [12]	
560		bed
床	<i>Cave ... tree.</i> [7]	
561		hemp
麻	<i>Cave ... woods.</i> If it helps, this is the <b>hemp</b> marijuana comes from. [11]	
562		hamlet
庄	<i>Cave ... soil.</i> [6]	
563		heart
心	This character, a pictographic representation of the <b>heart</b> , is among the most widely used primitives we shall meet. [4]	
		
	<p>❖ As a primitive, it can take three forms, to which we shall assign three distinct meanings.</p> <p>In its character form, it appears <b>BENEATH</b> or to the <b>RIGHT</b> of its relative primitive and means the physical organ of the <i>heart</i>.</p> <p>To the <b>LEFT</b>, it is abbreviated to three strokes, †, and means a wildly emotional <i>state of mind</i>.</p> <p>And finally, at the very <b>BOTTOM</b>, it can take the form 小, in which case we give it the meaning of a <i>valentine</i>. Examples will not appear until Book 2.</p>	
564		forget
忘	<i>Perish ... heart.</i> [7]	

## 亡 忘

565 endure

忍

*Blade . . . heart.* We give the drawing here to remind you that the third stroke is drawn somewhat differently than the printed form. [7]

## 刀 忍

566 general<sup>(ADJ.)</sup>

总

*Animal horns . . . mouth . . . heart.* [9]567 attitude

态

*Overly . . . heart.* [8]568 aspiration

志

*Soldier . . . heart.* [7]569 consider

思

*Brains . . . heart.* [9]570 kindness

恩

*Cause . . . heart.* [10]571 wish<sup>(N.)</sup>

愿

*Flatlands . . . heart.* [14]572 idea

意

*Sound . . . heart.* [13]573 think

想

*One another . . . heart.* [13]

574		breath
息	<i>Nose ... heart.</i> [10]	
575		fear <sup>(v.)</sup>
恐	<i>Work ... ordinary ... heart.</i> [10]	
576		feel <sup>(v.)</sup>
感	<i>Salty ... heart.</i> [13]	
577		regret <sup>(n.)</sup>
憾	<i>State of mind ... feel.</i> [16]	
	丨 丨 丨 憾 憾	
578		worried
忧	<i>State of mind ... Frankenpooch.</i> [7]	
579		startled
惊	<i>State of mind ... capitol building.</i> [11]	
580		dread <sup>(v.)</sup>
怕	<i>State of mind ... dove.</i> [8]	
581		busy <sup>(ADJ.)</sup>
忙	<i>State of mind ... perish.</i> [6]	
582		accustomed to
惯	<i>State of mind ... pierce.</i> [11]	
583		certainly
必	First note the stroke order of this character, which did not really evolve from the <i>heart</i> even though we take it that way. If one takes it as a pictograph “dividing” the <i>heart</i> in two, then one has	

arrived at a “certitude” about human anatomy: that each *heart* is **certainly** divided into two halves. [5]

心 心 心 必



## LESSON 22

IN THIS LENGTHY lesson we focus on elements having to do with hands and arms. As always, the one protection you have against confusing the elements is to form clear and distinct images the first time you meet them. If you make it through this chapter smoothly, the worst will be behind you, and you should have nothing more to fear the rest of the way.

584		hand
手	Any way you count them, there are either too many or too few fingers to see a good pictograph of a <b>hand</b> in this character. But that it is, and so you must. [4]	
	一 = 三 手	
	❖ Keep to the etymology when using this character as a primitive: a single <i>hand</i> all by itself.	
585		look at
看	<i>Hand ... eyes.</i> [9]	
	手 看	
586		rub
摩	<i>Hemp ... hand.</i> [15]	
	麻 摩	
587		hold <sup>(v.)</sup>
拿	<i>Fit ... hand.</i> [10]	
588		I
我	<i>Hand ... fiesta.</i> Note how the second stroke of the <i>hand</i> is stretched across to double up as the first stroke of the tasseled	

arrow we use for *fiesta*. Be sure keep the meaning of this key word distinct from those in FRAMES 19, 33, and 515. [7]

一 二 手 手 我 我 我

❖

fingers

扌

This alternate form of the primitive for *hand* we shall use to represent *finger* or *fingers*. It always appears at the left. [3]

一 扌 扌

589

embrace<sup>(v.)</sup>

抱

*Fingers ... wrap.* [8]

一 扌 扌 抱

590

combat<sup>(v.)</sup>

抗

*Fingers ... whirlwind.* [7]

591

criticize

批

*Finger ... compare.* [7]

592

beckon

招

*Finger ... summon.* [8]

593

strike<sup>(v.)</sup>

打

*Finger ... spike.* [5]

594

finger<sup>(n.)</sup>

指

This is the full character for *finger*. Its elements: *Finger ... purpose.* [9]

595

support<sup>(v.)</sup>

持

*Fingers ... Buddhist temple.* [9]

596		assume
担	<i>Fingers ... daybreak.</i> The sense of the key word <b>assume</b> is to take on or shoulder responsibility for something. [8]	
597		include
括	<i>Fingers ... tongue.</i> [9]	
598		bring up
提	The sense of this character is to mention or put forward, as when one <b>brings up</b> an idea, topic for discussion, and the like. Its elements: <i>fingers ... be.</i> [12]	
599		brandish
挥	<i>Fingers ... army.</i> [9]	
600		push
推	<i>Fingers ... turkey.</i> [11]	
601		stir <sup>(v.)</sup>
搅	<i>Fingers ... senses.</i> [12]	
602		clench
执	<i>Fingers ... bottle of pills.</i> [6]	
603		heat <sup>(n./v.)</sup>
热	<i>Clench ... cooking fire.</i> [10]	
604		welcome <sup>(v.)</sup>
接	<i>Fingers ... vase ... woman.</i> [11]	
605		hang
挂	<i>Fingers ... bricks.</i> [9]	

606		press down on
按	<i>Fingers . . . peaceful.</i> [9]	
607		drop <sup>(v.)</sup>
掉	<i>Fingers . . . eminent.</i> [11]	
608		pull
拉	<i>Fingers . . . vase.</i> [8]	
609		!!
啦	This character can be used at the end of a sentence to express exclamation, more or less the way an exclamation mark works. Its elements: <i>mouth . . . pull.</i> [11]	
610		look for
找	<i>Fingers . . . fiesta.</i> [7]	
611		nothing
无	“ <b>Nothing</b> comes from <b>nothing</b> ,” sings Julie Andrews in <i>The Sound of Music</i> (disclosing her training in medieval theology). That’s the way it went with Eve, at least, who wasn’t made out of <b>nothing</b> , but out of Adam’s rib. If you compare this character to that for <i>beginning</i> (FRAME 59), you will see that the only difference is that here the third stroke extends up to the top of the first stroke. Could the added portion be Adam’s missing rib? [4]	
612		comfort <sup>(v.)</sup>
抚	<i>Fingers . . . nothing.</i> [7]	
613		open <sup>(v.)</sup>
开	Let this character represent <i>two</i> hands pushing on a gate to open it. [4]	
	一 二 丩 开	

- ❖ As a primitive element, this character will take the meaning of *two hands*. When it appears at the bottom of another primitive, the drawing is not consistent. Sometimes it looks as if the first stroke is omitted (扌), and at other times, the second (扌). Since this is largely a function of font differences, there is no need to adjust the primitive meaning.

614

grind away<sup>(v.)</sup>

研

*Stone . . . two hands*. As the key word suggests, this character means both to grind things to a fine powder and to study—when you **grind away** at the books. [9]

615

play with

弄

*King/ball . . . two hands*. [7]

616

different

异

*Snakeskin . . . two hands*. [6]

617

nose

鼻

Let us share a rather grotesque image to help with this character. Imagine taking your *two hands* and reaching up into someone's *nostrils*. Once inside you grab hold of the *brain* and yank it out. At the end, you would have a picture something like that of this character, the full character for **nose**. [14]

自 鼻 鼻

618

punishment

刑

*Two hands . . . saber*. [6]

619

mold<sup>(v.)</sup>

型

*Punishment . . . soil*. Once again, you might find it easier to break the character up into its more basic elements, like this: *two hands . . . saber . . . soil*. [9]

刑 型

620

genius

才

Whatever one is particularly adept at—one's special "genius"—one can do very easily, "with one finger" as the phrase goes. This character is a pictograph of that one finger. Note how its distinctive form is created by writing the final stroke of the element for *fingers* backwards. [3]

一 十 才

- ❖ The primitive meaning, *genie*, derives from the roots of the word *genius*. Use the *genie* out in the open when the primitive appears to the right of or below another primitive; in that case it also keeps its same form. At the left, the form is altered to 才, and the meaning becomes a *genie in the bottle*.

621

riches

财

Clam ... *genie*. [7]

622

troupe

团

Pent in ... *genie*. [6]

623

deposit<sup>(v.)</sup>

存

*Genie in the bottle* ... *a child*. The sense of the key word is to place something somewhere for safekeeping. [6]

一 才 存

624

at

在

The key word *at* is used to initiate an expression indicating location. Its elements: *genie in the bottle* ... *soil*. [6]

625

only then

乃

This pictograph of a clenched fist is another of the "hand" primitives. Take note of its rather peculiar drawing. Begin by drawing a *fist* (the primitive meaning) and **only then** struggle to come up with a concrete connotation for this otherwise abstract key-word phrase. [2]

ノ 乃

- ❖ The primitive meaning we will assign it is taken from the pictograph: a *fist*.

626

milk<sup>(N.)</sup>

奶

Woman . . . *fist/only then*. [5]

627

catch up with

及

The addition of a final stroke transforms this character from the primitive for a clenched *fist* into the character for **catch up with**. Observe how eliminating the hook in the second stroke and slanting it to the left gives the character a more elegant form.

Sometimes our emotions get ahead of us and it takes a little time for us to **catch up with** them. In this character, all it took was one “stroke” of kindness to turn a *fist* clenched in anger into a hand reaching out in reconciliation. [3]

乃 及

- ❖ As a primitive, this shall stand for *outstretched hands*. Only take care not to confuse it with *beg* (FRAME 470).

628

inhale

吸

Mouth . . . *outstretched hands*. [6]

629

extreme<sup>(N.)</sup>

极

Tree . . . *outstretched hands*. [7]❖  
𠂇

tucked under the arm

The picture of an arm dangling from the trunk of the body gives us the element for **tucked under the arm** (relative to the element below it). [2]

丿 𠂇

630		history
史	<i>A mouth . . . tucked under the arm.</i> [5]	
	口 史	
631		even more
更	<i>Ceiling . . . sun . . . tucked under the arm.</i> [7]	
	一 日 更	
632		hard
硬	<i>Rocks . . . even more.</i> [12]	
633		again
又	You should have no trouble remembering this short two-stroke character, since you will meet it <b>again</b> and <b>again</b> in its primitive meaning. [2]	
	丿 又	
	❖ Etymologically, this character is said to be a pictograph of the right hand, hence its inclusion in this lesson. You can always take <i>right hand</i> as its primitive meaning, as we will see in the next frame. More commonly, however, we will try to avoid confusing it with other primitives of similar meaning by assigning it the meaning of <i>crotch</i> , as in the <i>crotch</i> of an arm or a tree. Or whatever.	
634		holy
圣	<i>Right hand . . . soil.</i> [5]	
	又 圣	
635		friend
友	<i>By one's side . . . crotch.</i> [4]	



## 一 方 友

636		pair
双	<i>Crotch ... crotch.</i> [4]	
637		Han
汉	<i>Water ... right hand.</i> The key word refers to the Han people who gave the name “hanzi” to Chinese characters. [5]	
638		frolic <sup>(v.)</sup>
戏	<i>Crotch ... fiesta.</i> [6]	
639		observe
观	<i>Crotch ... see.</i> [6]	
640		joyous
欢	<i>Crotch ... yawn.</i> [6]	
641		peculiar
怪	<i>State of mind ... holy.</i> [8]	
642		that's right
对	This character's key word indicates a judgment that what someone has said is accurate. <i>Crotch ... glue.</i> [5]	
643		timber
树	This character really has the same meaning as the pictograph for <i>tree</i> that we learned in FRAME 202. Since this character is more elaborate, we choose a more sophisticated key word to represent it. The elements: <i>tree ... that's right.</i> [9]	
644		difficult
难	<i>Crotch ... turkey.</i> [10]	

645		vendor's stand
摊	<i>Fingers ... difficult.</i> [13]	
❖		missile
投	Although modern connotations are more suggestive, this primitive simply refers to something thrown as a weapon. Its elements: <i>wind ... crotch.</i> [4]	
	几 投	
646		throw <sup>(v.)</sup>
投	<i>Fingers ... missile.</i> [7]	
647		not have
没	<i>Water ... missile.</i> [7]	
648		establish <sup>(v.)</sup>
设	<i>Words ... missile.</i> [6]	
649		thigh
股	<i>Part of the body ... missile.</i> [8]	
650		offshoot
支	<i>Needle ... crotch/right hand.</i> This key word is used to indicate a "branch" of an institution or organization, which helps us assign it a primitive meaning. [4]	
	+ 支	
	❖ Used as a primitive this character will have the full range of meanings associated with the word <i>branch</i> .	
651		skill
技	<i>Fingers ... branch.</i> [7]	

652		branch
枝	<i>Tree ... branch.</i> [8]	
653		uncle
叔	<i>Above ... small ... right hand.</i> [8]	
	上 未 叔	
654		superintend
督	<i>Uncle ... eye.</i> [13]	
655		lonely
寂	<i>House ... uncle.</i> [11]	
❖		drag <sup>(v)</sup>
厂	Although not a pictograph in the strict sense, this primitive depicts one stroke <b>dragging</b> another along behind it. Note that the drawing of the first stroke goes from right to left, which naturally helps its appearance to differ from that of <i>cliff</i> . [2]	
	一 厂	
656		against
反	<i>Drag ... crotch.</i> [4]	
	厂 反	
657		plank
板	<i>Tree ... against.</i> [8]	
658		go back
返	<i>Against ... road.</i> [7]	

659		behind
后	<i>Drag ... ceiling ... mouth.</i> [6]	
660		quality
质	<i>Drag ... ten ... shellfish.</i> [8]	
661		faction
派	<i>Water ... drag ... bandana.</i> [9]	
	氵 汜 沪 沂 派 派	
662		music
乐	<i>Drag ... pole.</i> Notice how the element for <i>drag</i> is curtailed here, and use it in your story. [5]	
	一 亠 乐 乐 乐	
663		claw <sup>(N.)</sup>
爪	This character is a pictograph of a bird's <b>claw</b> , and from there comes to mean animal <b>claws</b> in general (including human fingernails). Since the first two strokes are the same as the element for <i>drag</i> , you can imagine a cat <i>dragging</i> its claws across a blackboard to get you started. [4]	
	一 厂 爪 爪	
	❖ When this character is used as a primitive, we shall sometimes give it the graphic image of a <i>vulture</i> , a bird known for its powerful <i>claws</i> . It generally appears above another primitive, in which case it gets squeezed into the form <sup>㇀</sup> .	
664		grab
抓	<i>Fingers ... claws.</i> [7]	

665		pick <sup>(v.)</sup>
采	This character is used to <b>pick</b> fruits from trees. Its elements: <i>vulture . . . tree</i> . [8]	
		丿 勹 勹 勹 采
666		vegetable
菜	<i>Flowers . . . pick</i> . [11]	
𠂇		birdhouse
𠂇	The <i>claw</i> and crown of the roof of a <i>house</i> (whose chimney is displaced by the <i>claw</i> ) combine to give us a <b>birdhouse</b> . [6]	
		勹 𠂇
667		accept
受	The key word carries the meaning of to receive or take on and does not carry the connotation of “agree with.” Its primitives: <i>birdhouse . . . crotch/right hand</i> . [8]	
668		confer
授	This key word has the sense of “bestow” and not “consult with,” each of which has its own character (FRAMES 1007 and 481) The elements: <i>fingers . . . accept</i> . [11]	
669		love <sup>(n./v.)</sup>
爱	<i>Birdhouse . . . friend</i> . [10]	
		勹 𠂇 爱
𠂇		elbow
𠂇	This pictograph of an arm bent at the <b>elbow</b> is obvious. Once again, there is some font variation in the way this character is written. [2]	
		㇀ 𠂇

670		(suffix)
么	Drop ... elbow. [3]	
671		grand
雄	By one's side ... elbow ... turkey. [12]	
	扌 厶 雄	
672		platform
台	Elbow ... mouth. [5]	
673		govern
治	Water ... platform. [8]	
674		commence
始	Woman ... platform. [8]	
675		go
去	Soil ... elbow. [5]	
676		method
法	Water ... go. [8]	
❖		wall
厶	The elbow hanging under a ceiling will become our element for a wall. [3]	
	一 厶	
677		meeting
会	Meeting ... rising cloud. This is the full character for meeting, from which the abbreviated primitive that we met earlier (page 117) gets its name. [6]	



678		until
至	Wall . . . soil. Be sure to give this key word a concrete image, perhaps in connection with a commonly used expression. [6]	
679		room
室	The key word <b>room</b> refers to a room in a house or building, not to the abstract sense of "space." Its elements: <i>house . . . until</i> . [9]	
680		arrive
到	<i>Until . . . saber</i> . [8]	
681		mutual
互	When you draw this character think of linking two <i>walls</i> together, one right side up and the other upside down. [4]	
		一 丄 互 互
❖		infant
六	Sudden <b>Infant</b> Death Syndrome (SIDS) has been responsible for the death of more babies under the age of one year than any other single cause. Here we see a kind of memorial to the fallen <b>infants</b> in the form of a great marble <i>wall</i> into which a small <i>drop</i> is carved with a name beneath it for each life cut short, creating the image of an ocean of innocents. When you use this primitive, however, think of a healthy toddler on all fours. [4]	
		、 一 六 六
682		sufficient
充	<i>Infant . . . human legs</i> . [6]	
683		education
育	The key word has to do with raising children to be strong both in mind and body. The elements are: <i>infant . . . flesh</i> . [8]	

❖ 流	This primitive is a combination of two elements, <i>infant</i> and the waters of a <i>flood</i> . We give it the meaning of <b>baby Moses</b> because of the image of Miriam placing her child in a basket and entrusting it to the swift waters of the Nile River. [7]	baby Moses
云 流		
684 流	Water . . . <i>baby Moses</i> . [10]	flow <sup>(v.)</sup>
685 梳	Tree . . . <i>baby Moses</i> . [11]	comb <sup>(n.)</sup>
❖ 勾	The primitive for a <b>cast</b> is a perfectly logical combination of <i>bound up</i> and <i>elbow</i> . If you've ever had one on your arm you will remember what it does to your poor <i>elbow</i> . [4]	cast
勺 勾		
686 购	Oyster . . . <i>cast</i> . [8]	purchase <sup>(v.)</sup>
687 构	Tree . . . <i>cast</i> . The key word <b>frame</b> covers a range of meanings: to compose, construct, falsely incriminate, and so forth. [8]	frame <sup>(v.)</sup>



## LESSON 23

AFTER THAT LONG excursus into arm and hand primitives, we will take a breather with a much shorter lesson, beginning with a group built up from the character for *exit*.

688		mountain
山	Note the clear outline of a triangular <b>mountain</b> here. [3]	
		
689		exit <sup>(v.)</sup>
出	The character for <b>exit</b> pictures a range of mountain peaks coming out of the earth. Note how the drawing runs counter to what you might expect from the previous frame. [5]	
		
690		foundation
础	This character depicts a <i>cornerstone</i> , which was not—as it is today—a decorative slab of marble set in a corner of a finished building. Rather, it was the first <i>stone</i> laid as a guide for the rest of the structure. It was, quite literally, a <b>foundation stone</b> . What better motive for a <i>stone</i> with cathedral ambitions to <i>exit</i> the quarry and head downtown! [10]	
691		years of age
岁	<i>Mountain . . . evening</i> . [6]	
692		secret <sup>(ADJ.)</sup>
密	Think of something that is <b>secret</b> to preserve the adjectival form of the key word. <i>House . . . certainly . . . mountain</i> . [11]	

693

enter

入

Now that we know *exit*, we might as well learn the character for **enter**. This character is meant to be a picture of someone walking to the left, putting one leg forward in order to **enter** someplace. [2]

ノ 入

694

part<sup>(N./V.)</sup>

分

Here we combine the character for *eight* and the element for *dagger* to give the key word **part**. [4]

ノ 八 分

695

impoverished

贫

Part ... shells/clams. [8]

696

public<sup>(ADJ.)</sup>

公

*Eight* ... elbows. Use the key word in its adjectival sense, not as a noun. [4]

697

pine tree

松

Tree ... public. [8]

698

valley

谷

Look closely at the character in this frame and the one right above it and you will see the difference between the primitive element for *eight* and that for *animal legs*: the second stroke in *eight* bends gracefully outwards, while in *animal legs* it just kind of drops down.

But this doesn't tell you what *animal legs* are doing on top of an *umbrella*. The answer lies in the *mouth* of the **valley**, which is what you should think of when you see this key word. In order to stop the illegal immigration of all sorts of critters from the surrounding territories, a gigantic *umbrella*, obviously made of a material tough enough to resist the trampling of the *animal*

legs trying to creep across the border, has been laid over the mouth of the valley. [7]

ハ 欠 谷

699		bathe
浴	Water ... valley. [10]	
700		desire <sup>(n./v.)</sup>
欲	Valley ... yawn. [11]	
701		contain
容	This character depicts a <i>house</i> so large that it can contain an entire valley. [10]	
702		dissolve
溶	Water ... contain. [13]	

## LESSON 24

THE FOLLOWING GROUP of characters deals with primitive elements having to do with human beings. We shall have more to add to this set of primitives before we are through, but even the few we bring in here will enable us to learn quite a few new characters. We begin with another “roof” primitive.

❖ 宀	outhouse
	The combination of the element for <i>small</i> , the basic “roof” structure here (in which the chimney is overwritten, as in the element for <i>birdhouse</i> ), combined with the “window” ( <i>mouth</i> ) below, gives this element its meaning of <b>outhouse</b> . Although the window is not an essential part of an <b>outhouse</b> , we think you will agree that its inclusion is a boon to the imagination, greatly simplifying the learning of the characters in which it appears. [8]
	宀 宀 宀
703 赏	prize <sup>(N.)</sup> <i>Outhouse . . . shellfish.</i> [12]
704 党	political party This key word refers to the actual group of people that make up a <b>political party</b> , not to the kind of gala affair they are famous for throwing. Its elements: <i>human legs . . . sticking out of an outhouse window.</i> [10]
705 常	often <i>Outhouse . . . towel.</i> [11]
706 堂	main room <i>Outhouse . . . soil.</i> [11]

707

皮

covering<sup>(N.)</sup>

The simplest way to remember this character is to see it as built up from the primitive element for *branch*. Besides the “barb” at the end of the first stroke, the only other change is the second stroke, which can stand for something “hanging” down from the *branch*, namely its bark or *covering*. Merely concentrating on this as you write the following small cluster of characters should be enough to fix the form in your mind. [5]

→ 厂 巾 皮 皮

708

波

waves

Water's . . . covering. [8]

709

婆

old woman

Waves . . . woman. [11]

710

破

break<sup>(V.)</sup>

Rock . . . covering. [10]

711

被

quilt<sup>(N.)</sup>

Cloak . . . covering. [10]

712

歹

malicious

This character is meant to be a pictograph of a bone attached to a piece of flesh (or vice versa). The key-word meaning, **malicious**, should not be far behind. Note how the first stroke serves to keep this character distinct from the one for *evening* (FRAME 115). [4]

一 歹

❖ When this character is used as a primitive, its meaning will be *bones*.

713		line up
列	<i>Bones . . . saber.</i> [6]	
714		intense
烈	<i>Line up . . . cooking fire.</i> [10]	
715		death
死	<i>Bones . . . spoon.</i> Note how the first stroke is extended to the right, forming a sort of “roof” overhead. [6]	
716		inter <sup>(v.)</sup>
葬	<i>Flowers . . . death . . . two hands.</i> Do not confuse with <i>bury</i> (FRAME 181). [12]	
		艹 苑 葬
717		ear
耳	To the newcomer to Chinese characters, the pictograph for ear might look like that for <i>eye</i> , but you are far enough along now that the differences stand out dramatically. [6]	
		一 丿 丌 丌 耳
718		take
取	<i>Ear . . . right hand.</i> [8]	
719		interest
趣	The sense of this key word is one of curiosity or concern; it has nothing to do with finance. Its elements: <i>walk . . . take.</i> [15]	
720		most
最	<i>Sun . . . take.</i> Note how the top stroke of the <i>ear</i> stretches out to give the <i>sun</i> something to rest on. [12]	

721 职	job The key word refers to one's occupation or employment. Its elements: <i>ear . . . only</i> . [11]
722 敢	brave <sup>(ADJ.)</sup> <i>Thumbtack . . . ear . . . taskmaster</i> . [11]
723 曼	drawn out <i>Sun . . . net . . . crotch</i> . The sense of the key word is not restricted to time, as the English expression suggests, but can also refer to space. [11]  日 晶 曼  ❖ Used as a primitive, this character will change its meaning to a brightly colored <i>mandala</i> . As always, the key-word meaning can also be used as a primitive meaning.
724 慢	slow <sup>(ADJ.)</sup> <i>State of mind . . . mandala</i> . [14]
725 漫	overflow <sup>(v.)</sup> <i>Water . . . mandala</i> . [14]
726 夫	husband The character for a <b>husband</b> or “head of the family” is based on the character for <i>large</i> and an extra line near the top for the “head.” Recall the character for <i>heavens</i> already learned back in FRAME 436, and be sure to keep your story for this character different. [4]  一 二 夫 夫
727 规	regulations <i>Husband . . . see</i> . [8]

728

replace

替

Two husbands . . . day. [12]

729

lose

失

“To **lose**” here takes the sense of “misplace,” not the sense of *defeated*, whose character we learned in FRAME 64. It pictures a *husband* with a *drop* of something falling from his side as he is walking along, something he **loses**. [5]

730

iron<sup>(N.)</sup>

铁

*Metal . . . lose*. Note that this character refers to the metal, not to the household appliance. [10]

731

feudal official

臣

This character is actually a pictograph for an eye, distorted to make it appear that the pupil is protruding towards the right. This may not be an easy form to remember, but try this: Draw it once rather large, and notice how removing the two vertical lines gives you the pictograph of the eye in its natural form.

As for what this has to do with the meaning, the “pop-eye” image belongs to a **feudal official** standing in awe before his Emperor. [6]

732

power

力

With a little imagination, one can see a muscle in this simple, two-stroke character meaning **power**. [2]

❖ When used as a primitive, this character can mean either *muscle* (not to be confused, of course, with the character of the same meaning in FRAME 63) or *power*.



733		border
边	<i>Power ... road.</i> [5]	
734		force <sup>(n.)</sup>
势	<i>Fingers ... bottle of pills ... muscle.</i> This key word should be associated with things like the force of habit or the negative forces influencing events. [8]	
735		move <sup>(v.)</sup>
动	<i>Rising cloud ... muscles.</i> [6]	
736		encourage
励	<i>Cliff ... ten thousand ... muscles.</i> [7]	
737		experience <sup>(n./v.)</sup>
历	<i>Cliff ... muscles.</i> [4]	
738		another
另	<i>Mouth ... muscle.</i> [5]	
739		don't
别	<i>Another ... sword.</i> [7]	
	另 别	
740		turn <sup>(v.)</sup>
拐	<i>Fingers ... another.</i> [8]	
741		male <sup>(n.)</sup>
男	<i>Rice fields ... power.</i> This character is reserved for human beings only. [7]	

742		achievement
功	Work/I-beam . . . power. [5]	
743		manage
办	Muscles with two drops of sweat. [4]	
	❖ As a primitive, this character will take the meaning of sweat.	
744		cooperate
协	Needle . . . sweat. [6]	
745		revive
苏	Flowers . . . sweat. [7]	
746		act <sup>(v.)</sup>
为	“Think before you act,” goes the conventional advice. This character embodies that little piece of wisdom by showing two drops of sweat associated with the <i>muscle</i> it takes to act: the <i>drop</i> of cold sweat you shed when thinking about what you are about to do, and the <i>drop</i> of hot sweat resulting from the exertion it takes to actually do it. [4]	
	、 为 为	
747		slave <sup>(n.)</sup>
奴	Woman . . . crotch. [5]	
748		toil <sup>(v.)</sup>
努	Slave . . . muscle. [7]	
749		add
加	Muscles . . . mouth. [5]	

750		congratulate
贺	Add ... shells. [9]	
751		shelf <sup>(N.)</sup>
架	Add ... trees. [9]	
752		tasks
务	Walking legs ... power. [5]	
753		fog
雾	Weather ... tasks. [13]	
754		line of business
行	<p>The key word refers to the work or <b>line of business</b> one is engaged in, but to make it easy to remember think of queues of people lining up to buy whatever your <b>line of business</b> has to sell them. First look at the left side of the character. Let the first two short lines represent the first two people in line, followed by a long line of others (the third stroke). As always, there are those who try to cut in line, as you can see from the next two strokes. More often than not, this starts a precedent as others try to creep in after them (the final stroke). [6]</p> <p style="text-align: center;">' 夕 彳 行 行 行</p> <p>❖ As a primitive, this character has two forms. Reduced to the left side only, 彳 it can take the meaning of a <i>queue</i>, from the above explanation. When the middle is opened up to make room for other elements, it becomes a <i>boulevard</i>.</p>	
755		law
律	Queue ... brush. [9]	

756 得	Queue ... daybreak ... glue. [11]	must <sup>(AUX. V.)</sup>
757 待	This key word has to do with how one deals with others or treats them. The elements: queue ... Buddhist temple. [9]	treat <sup>(V.)</sup>
758 往	Queue ... candlestick. This character has the special sense of moving or journeying in the direction of or toward (or towards, if you come from the British Isles) something. [8]	toward
❖ 惠	Think of Moses coming down the mountain with the tablets of the 10 commandments in hand and fire in his eyes. Now look closely at the tablets and you will notice that there is a small safety net attached to the bottom. This is just in case Moses gets it into his head to smash them a second time. The people's gaze is fixed on the tablets and once again they are of one heart. [12]	10 commandments
759 德	Queue ... 10 commandments. [15]	morality
760 微	Queue ... mountain ... ceiling ... wind ... taskmaster. [13]	tiny
761 街	Boulevard ... bricks. [12]	street

## LESSON 25


WE RETURN ONCE AGAIN to the world of plants and growing things, not yet to complete our collection of those primitives, but to focus on three elements that are among the most commonly found throughout the Chinese writing system.

Now and again, you will no doubt have observed, cross-reference is made to other characters with similar key words. This can help avoid confusion if you check your earlier story and the connotation of its respective key word before proceeding with the character at hand. While it is impossible to know in advance which key words will cause confusion for which readers, we will continue to point out some of the likely problem cases.

762		standing grain
禾	This character depicts stalks of <b>grain</b> that have not yet been harvested but are <b>standing</b> at attention in the field awaiting the farmer's sickle. [5]	
	一 二 千 禾 禾	
	❖ When this character is used as a primitive element, its meaning will change to <i>wild rice</i> .	
763		journey <sup>(N.)</sup>
程	<i>Wild rice . . . submit.</i> [12]	
764		harmony
和	This key word has to do with peaceful co-existence and, by extension, with all sorts of <b>harmony</b> . Its elements: <i>wild rice . . . mouth</i> . [8]	
765		accumulate
积	<i>Wild rice . . . only.</i> [10]	

766		species
种	<i>Wild rice . . . middle.</i> [9]	
767		shift <sup>(v.)</sup>
移	<i>Wild rice . . . many.</i> [11]	
768		autumn
秋	<i>Wild rice . . . fire.</i> [9]	
769		gloomy
愁	<i>Autumn . . . heart.</i> [13]	
770		hold tight
揪	<i>Fingers . . . autumn.</i> [12]	
771		profit <sup>(N.)</sup>
利	<i>Wild rice . . . saber.</i> [7]	
772		perfume <sup>(N.)</sup>
香	<i>Wild rice . . . sun.</i> [9]	
773		seasons
季	<i>Wild rice . . . child.</i> [8]	
774		committee
委	<i>Wild rice . . . woman.</i> [8]	
775		elegant
秀	<i>Wild rice . . . fist.</i> [7]	
776		penetrate
透	<i>Elegant . . . road.</i> [10]	

777		entice
诱	Words ... elegant. [9]	
778		rice
米	This character has a pictographic resemblance to a number of grains of rice lying on a plate in the shape of a star. [6]	
	、 丶 丷 半 米 米	
779		powder <sup>(N.)</sup>
粉	Rice ... part. [10]	
780		lost
迷	Rice ... road. [9]	
781		riddle
谜	Words ... lost. [11]	
782		kind <sup>(N.)</sup>
类	Rice ... St. Bernard dog. [9]	
783		come
来	One ... rice. The character is drawn in the order of the primitives. [7]	
❖		bride
娄	The woman coming down the church steps at whom onlookers are throwing rice is a <b>bride</b> . (She had better watch out for the two little boys at the back of the crowd holding the bucket of rice pudding.) [9]	
784		number <sup>(N.)</sup>
数	Bride ... taskmaster. [13]	

785		multistory building
楼	<i>Tree ... bride.</i> [13]	
786		bamboo
竹	<b>Bamboo</b> grows upwards, like a straight <i>nail</i> , and at each stage of its growth (which legend associates with the arrival of the new moon) a new joint forms (the first stroke). Two such <b>bamboo</b> stalks are pictured here. [6]	
		
	❖ When this character is used as a primitive, the meaning remains the same, but the vertical lines are severely abbreviated so that they can take their place at the top where, like <i>flowers</i> , they are always to be found.	
787		laugh <sup>(v.)</sup>
笑	<i>Bamboo ... die young.</i> [10]	
788		box <sup>(n.)</sup>
箱	<i>Bamboo ... one another.</i> [15]	
789		etc.
等	<i>Bamboo ... Buddhist temple.</i> [12]	
790		calculate
算	If you have ever used an abacus to <b>calculate</b> , you should have no trouble with this character. The <i>bamboo</i> sticks provide the frame, and in place of beads you have <i>eyeballs</i> . Now all you need to do is add your <i>two hands</i> to do your gruesome calculations. [14]	
791		answer <sup>(v.)</sup>
答	<i>Bamboo ... fit.</i> [12]	



792

策

Bamboo . . . thorn. [12]

strategy

## LESSON 26

THIS LESSON WILL take us beyond the halfway mark. From there on, it will all be downhill. The final uphill push will involve what appears to be the simplest of primitive elements. It was withheld until now because of the difficulty it would have caused earlier on.

793

person

人

The character for *enter* (FRAME 693) showed someone walking to the left. The one for **person**, shown here, represents someone walking to the right. [2]

ノ 人

- ❖ Used as a primitive, this character keeps its character form except when it appears to the left (its normal position), where it is made to stand up in the form 人.

The primitive meaning is another matter. The general idea of *person* is already implied in many of the characters in which the primitive appears. But so many of the previous stories have also included people in them that simply to use *person* as a primitive meaning would be risky. We need to be more specific, to focus on one particular *person*. Try to choose someone who has not figured in the stories so far, perhaps a colorful member of the family or a friend whom you have known for a long time. That individual will appear again and again, so be sure to choose someone who excites your imagination.

794

recognize

认

Words . . . *person*. [4]

795

price

价

Person . . . *introduce*. [6]

796		portion
份	Person . . . part. [6]	
797		bogus
伪	Person . . . act. [6]	



The following three frames all have the same meaning, but need to be kept distinct—something not easily done in English. Be sure to create a distinct context for each of the key words so that they do not get confused.

798		you (literary)
尔	The primitive for <i>small</i> in this character tells us that we have to do with something on a smaller scale than the full-fledged <i>yawn</i> (see page 181). The head is still tilted back and the arm is still bent at the elbow so the hand can cover the mouth, but the intake of air is short and abrupt. Voilà, le hiccup!	
	In order to associate all of this with the key word, a literary form of <b>you</b> , you need only picture an Oxford don addressing you in affected courtesy as he tries to disguise his hiccups and the fact that he is completely shellacked from the after-dinner Port. “My good man... My good fellow... There now, dear chap...” This should give you some sense, even if slightly twisted, of the character for <b>you (literary)</b> . [5]	
	尔	
	❖ As a primitive, this character will mean a <i>hiccup</i> in connection with the explanation above.	
799		you
你	Person . . . hiccup. [7]	
800		you (respectful)
您	You . . . heart. [11]	

801		weigh
称	<i>Wild rice . . . hiccup.</i> [10]	
802		what?
什	<i>Person . . . needle.</i> [4]	
803		value <sup>(N.)</sup>
值	<i>Person . . . straight.</i> [10]	
804		make
做	<i>Person . . . deliberately.</i> [11]	
805		however
但	<i>Person . . . daybreak.</i> [7]	
806		dwell
住	<i>Person . . . candlestick.</i> [7]	
807		position <sup>(N.)</sup>
位	<i>Person . . . vase.</i> [7]	
808		piece
件	<i>Person . . . cow.</i> The key word here refers to things like an “article” of clothing or an “item” of furniture. [6]	
809		still <sup>(ADV.)</sup>
仍	<i>Person . . . fist.</i> [4]	
810		he
他	<i>Person . . . scorpion.</i> [5]	
811		merely
仅	<i>Person . . . crotch.</i> [4]	

812		rest <sup>(v.)</sup>
休	<i>Person ... tree. [6]</i>	
813		body
体	<i>Person ... notebook. [7]</i>	
814		faith
信	<i>Person ... words. [9]</i>	
815		depend on
依	<i>Person ... clothing. [8]</i>	
816		example
例	<i>Person ... line up. [8]</i>	
817		healthy
健	<i>Person ... build. [10]</i>	
	个 律 健	
818		halt <sup>(v.)</sup>
停	<i>Person ... pavilion. [11]</i>	
819		upside down
倒	<i>Person ... arrive. [10]</i>	
820		benevolence
仁	Confucius used this character to refer to the fullness of humanity that can only be achieved in a relationship between <i>two persons</i> that is characterized by <b>benevolence</b> . [4]	
821		excellent
优	<i>Person ... Frankenpooch. [6]</i>	

822		wound <sup>(n.)</sup>
伤	<i>Person ... reclining ... muscle.</i> [6]	
823		safeguard <sup>(v.)</sup>
保	<i>Person ... dim-witted.</i> [9]	
824		fort
堡	<i>Safeguard ... soil.</i> [12]	
825		pay <sup>(v.)</sup>
付	<i>Person ... glue.</i> [5]	
826		government office
府	<i>Cave ... pay.</i> [8]	
827		bow one's head
俯	<i>Person ... government office.</i> [10]	
828		substitute for
代	<i>Person ... arrow.</i> [5]	
829		bag <sup>(n.)</sup>
袋	<i>Substitute for ... clothing.</i> [11]	
830		transform
化	<i>Person ... spoon.</i> [4]	
831		splendor
华	<i>Transform ... needle/ten.</i> [6]	
832		clamor <sup>(n.)</sup>
哗	<i>Mouth ... splendor.</i> [9]	

833		flower <sup>(N.)</sup>
花	<i>Flower . . . transform.</i> This is the full character from which we derived the primitive element of the same meaning. [7]	
834		commodities
货	<i>Transform . . . shells.</i> [8]	
835		whatwhichwhowherewhy?
何	This character is an all-purpose, all-weather interrogative made up of the primitives <i>person</i> and <i>can</i> . [7]	
836		convenient
便	<i>Person . . . even more.</i> [9]	
837		100 Chinese inches
丈	We already met the <i>Chinese inch</i> (FRAME 166). To remember how to write the character for a hundred of them, draw the three strokes in the order shown below, saying as you go “10 times 10.” If you think it helps, you can use the element for <i>tucked under the arm</i> that appears in the final two strokes. [3]	
		
838		use <sup>(v.)</sup>
使	<i>Person . . . 100 Chinese inches . . . mouth.</i> [8]	
839		long time
久	This character uses the diagonal sweep of the second stroke to double up for <i>bound up</i> and a <i>person</i> . Think of a mummy, and the key word will not be far behind. [3]	
		
840		internal
内	<i>Glass cover . . . person.</i> [4]	

冂 内

841	holler <sup>(v.)</sup>
呐	<i>Mouth ... internal.</i> [7]
842	third
丙	<i>Ceiling ... internal.</i> As we have seen often enough in these pages, you can always break a complex primitive up into its component parts. For example: those no-frills flights the airlines offer with only <b>third</b> -class seating to attract customers should help create an image from <i>ceiling ... person ... belt.</i> [5]
843	handle <sup>(n.)</sup>
柄	<i>Tree ... third.</i> [9]
844	meat
肉	Here see why the character for <i>moon</i> was also assigned the primitive meaning of <i>flesh</i> and <i>part of the body</i> : over time the character for <b>meat</b> shown here often converged with that for <i>moon</i> (月) when it appeared as a part of other characters. The only difference in drawing the character in this frame is that the two horizontal strokes are replaced with two <i>persons</i> , one atop the other. [6]
冂 内 肉	
845	rotten
腐	<i>Government office ... meat.</i> [14]
846	follow
从	The image of one <i>person following</i> another could hardly be clearer than it is in this character. [4]
	❖ Used as a primitive, this character will take the meaning of an <i>assembly line</i> .



847

multitude

众

The character for **multitude** uses a pattern we met first back in Lesson 2, the triplication of a single element to indicate large numbers of something or other. In this case, it gives us *persons*, *persons everywhere*. Note how it is the *person* at the top who gets a little squashed this time around. [6]

848

sit

坐

*Assembly line ... soil.* [7]

人人 人人 坐 坐

849

seat<sup>(N.)</sup>

座

*Cave ... sit.* [10]

850

witch

巫

*I-beam ... assembly line.* [7]

丁 丁 巫 巫

❖

siesta

曷

Conjure up the classic portrait of a Latin **siesta**: a *muchacho* (your *person*) propped up against something or other, *bound up* from neck to ankles in a sarape fastened with a *fishhook*, one of those great, broad-rimmed mariachi hats pulled down over his face, and the noonday *sun* beating down overhead. [9]

日 曷 曷 曷

851

drink<sup>(V.)</sup>

喝

*Mouth ... siesta.* [12]

852

thirsty

渴

*Water ... siesta.* [12]

## LESSON 27

IN THIS LESSON we pick up a *small* group of unconnected characters and elements that have fallen between the cracks of the previous lessons, mainly because of the rarity of the characters themselves, of their primitive elements, or of the way in which they are written. Later, in Lesson 50, we will do this once again.

❖		porter
壬	Let the extended dot at the top represent the load that the <i>soldier</i> is carrying as part of his secondary role he has been asked to take on: the drill sergeant's <b>porter</b> . [4]	
	一 二 千 壬	
853		appoint
任	<i>Person ... porter</i> . [6]	
854		royal court
廷	<i>Porter ... stretch</i> . [6]	
855		court of law
庭	<i>Cave ... royal court</i> . [9]	
856		head <sup>(N.)</sup>
头	Try to think of a situation in which you might need the <b>head</b> of a <i>St. Bernard dog</i> carved out of <i>ice</i> . [5]	
	❖ The meaning of this character when used as a primitive will be a sculpted <i>bust</i> , in keeping with the image above.	
857		reality
实	<i>House ... bust</i> . [8]	

❖ →		beret
	The <i>crown</i> that is missing the first stroke is a perfect image of a French <b>beret</b> . [1]	
858		buy
买	<i>Beret . . . bust</i> . [6]	
859		sell
卖	<i>Needle . . . buy</i> . [8]	
860		read
读	<i>Words . . . sell</i> . [10]	
❖ ㄥ		plow
	Take this as a pictograph of a <b>plow</b> . [1]	
	ㄥ	
861		by means of
以	Picture a <i>person</i> dragging a <i>plow</i> behind, and the <i>drop</i> of sweat which falls from his brow as he does his work. Think of him (or her, for that matter) making a living “ <b>by means of</b> the sweat of his/her brow.” [4]	
	ㄥ ㄥ 以	
862		similar
似	Be sure to keep this key word distinct from <i>likeness</i> (FRAME 1452). Its elements: <i>person . . . by means of</i> . [6]	
863		combine <sup>(v.)</sup>
并	<i>Animal horns . . . two hands</i> . [6]	
	丷 并	

- ❖ Try creating an image that fits in with the meaning this character takes as a primitive: a jigsaw puzzle.

864

拼

*Fingers . . . puzzle. [9]*

piece together

865

吕

*This character is a clear pictograph of a spine with two vertebrae on it. [6]*

spine

866

侣

*The sense of this key word is that of a colleague or co-worker. Person . . . spine. [8]*associate<sup>(N.)</sup>

❖

苙

*The greenhouse shows—what else?—a house with flowers all over the roof instead of a chimney. [5]*

greenhouse

苙 苙

867

荣

*Greenhouse . . . tree. [9]*glory<sup>(N.)</sup>

868

劳

*Greenhouse . . . power. [7]*labor<sup>(N.)</sup>

869

营

*Greenhouse . . . spine. [11]*camp<sup>(N.)</sup>

870

善

*Sheep . . . horns . . . mouth. Pay special attention to the writing of this character. [12]*

virtuous

羊 羊 羊 羊 善

871

year

年

In an odd fashion, the character for year joins together the element for *stick horse*, on the top, and half of what looks to be a pair of glasses—or as we shall call it, a *monocle*. [6]

ノ 一 二 三 年

872

night

夜

First of all, be sure not to confuse the connotations of **night** with those of *evening* (FRAME 115), *nighttime* (FRAME 196), and *daybreak* (FRAME 30). The elements: *top hat* . . . *person* . . . *walking legs* . . . *drop*. Take care in drawing the last two strokes. [8]

一 宀 夕 夜 夜 夜

873

liquid

液


Water . . . night. [11]

## LESSON 28

WE COME NOW TO a rather simple group of primitives, built up from the three elements that represent *banners*, *knots*, and *flags*.

<p>❖ 旂</p>	<p style="text-align: right;">banner</p> <p>Here we have a unique enclosure made up of two elements: <i>compass</i> and <i>reclining</i>. Think of the <b>banner</b> as a standard for rallying around. When the <b>banner</b> is upright and fluttering in the breeze, it serves as a <i>compass</i> to give direction to soldiers following it. In defeat, however, it is retired and made to <i>lie down</i> as a symbol of surrender. [6]</p> <p style="text-align: center;">方 方</p>
<p>874 旅</p>	<p style="text-align: right;">travel<sup>(v.)</sup></p> <p><i>Banner ... bandana.</i> [10]</p> <p style="text-align: center;">旂 旂 旂 旂 旂</p>
<p>875 施</p>	<p style="text-align: right;">execute</p> <p><i>Banner ... scorpion.</i> The key word has nothing to do with capital punishment. It means rather “to carry out.” [9]</p>
<p>876 游</p>	<p style="text-align: right;">go swimming</p> <p><i>Water ... banner ... child.</i> [12]</p>
<p>877 勿</p>	<p style="text-align: right;">not</p> <p>Think of this character as the <i>piglet</i> minus its body (the horizontal stroke), leaving the curly tail that looks like a “knot”—a homonym that, by way of exception, we will use to remember the abstract key word, <b>not</b>. [4]</p> <p style="text-align: center;">' 勺 勺 勿</p>

❖ As a primitive element, this shape will mean a *knot*.

878		suddenly
忽	<i>Knot ... heart.</i> [8]	
879		thing
物	<i>Cow ... knot.</i> [8]	
880		easy
易	<i>Sun ... knot.</i> [8]	
881		grant <sup>(v.)</sup>
賜	<i>Shells ... easy.</i> [12]	
882		corpse
尸	The pictographic representation of a “flag” is obvious. Actually, it is the national flag in which the <b>corpse</b> of a dead soldier has been wrapped. [3]	
		
	❖ The primitive meaning for this character will be a <i>flag</i> .	
883		nun
尼	<i>Flag ... spoon.</i> [5]	
884		woolen cloth
呢	<i>Mouth ... nun.</i> [8]	
885		mud
泥	<i>Water ... nun.</i> [8]	
886		habitation
屋	<i>Flag ... until.</i> The key word <b>habitation</b> is meant to cover a wide range of meanings, from a house and a room to a roof over your head. [9]	

887		grip <sup>(v.)</sup>
握	<i>Fingers . . . habitation.</i> [12]	
888		reside
居	<i>Flag . . . ancient.</i> Do not confuse with <i>dwell</i> (FRAME 806). [8]	
889		saw <sup>(n.)</sup>
锯	<i>Metal . . . reside.</i> [13]	
890		drama
剧	<i>Reside . . . saber.</i> [10]	
891		certificate
据	<i>Fingers . . . reside.</i> [11]	
892		story
层	The <b>story</b> referred to here is a floor of a building. Its elements: <i>flag . . . rising cloud.</i> [7]	
893		bureau
局	<i>Flag . . . sentence.</i> Note how the <i>flag's</i> long stroke doubles up with (and elongates) the first stroke of <i>sentence.</i> [7]	
894		ruler
尺	Let the final stroke be a tape-measure added to the <i>flag</i> to give a rather patriotic <b>ruler.</b> [4]	
895		exhausted
尽	<i>Ruler . . . ice.</i> [6]	
896		door
户	<i>A drop of . . . flag.</i> [4]	



897		domicile
房	<i>Door ... compass.</i> [8]	
898		hire <sup>(v)</sup>
雇	<i>Door ... turkey.</i> Be sure to keep distinct from <i>employee</i> (FRAME 55). [12]	
899		protect
护	<i>Fingers ... door.</i> [7]	

## LESSON 29

IN THIS LESSON WE pick up a series of primitives related pictographically to one another and based on the image of a seed. But first we include a stray element that does not really fit into any of our other categories but is very useful in forming some common and elementary characters: the *altar*.

900		show <sup>(v.)</sup>
示	Although the elements <i>two</i> and <i>small</i> are available for the using, it may be easier to remember this character as a picture of an altar. Something is placed on the altar to <b>show</b> it to those gathered around or to the deity above in whose honor it is placed there. [5]	
	❖ As a primitive, this character means <i>altar</i> . The abbreviated form this element takes when it stands at the left is almost identical to that for <i>cloak</i> (衤), except that it lacks the short stroke: 礻.	
901		society
社	<i>Altar ... soil.</i> [7]	
	、 礻 礻 礻 社	
902		ceremony
礼	<i>Altar ... fishhook.</i> [5]	
903		inspect
视	<i>Altar ... see.</i> [8]	
904		happiness
福	<i>Altar ... wealth.</i> [13]	

905		mark <sup>(N.)</sup>
标	<i>Tree . . . altar.</i> This character figures in a variety of compounds for everything from road signs to trademarks. [9]	
906		prohibit
禁	<i>Woods . . . altar.</i> [13]	
907		front of a garment
襟	<i>Cloak . . . prohibit.</i> [18]	
908		religion
宗	<i>House . . . altar.</i> [8]	
909		worship <sup>(V.)</sup>
崇	<i>Mountain . . . religion.</i> [11]	
910		offer sacrifice
祭	<i>Flesh . . . crotch / right hand . . . altar.</i> Note how both the top two elements get distorted to fit into the space available. [11]	
911		scrutinize
察	<i>House . . . offer sacrifice.</i> [14]	
912		scrub
擦	<i>Fingers . . . scrutinize.</i> [17]	
913		wherefore <sup>(N.)</sup>
由	Think of the phrase “whys and wherefores” to capture the key word’s sense of the reason for something. The character does this graphically by depicting a seed in a <i>rice field</i> sending up a single sprout, which is the whole why and wherefore of the seed’s existence. [5]	

丨 冂 曰 由 由

- ❖ Used as a primitive, in conformity to the explanation above, this character will be taken to mean a *shoot* or a *sprout*.

914

take out

抽

*Fingers . . . sprout.* The sense of the key word is “draw out.” It has nothing to do with dating. [8]

915

oil

油

*Water . . . sprout.* [8]

916

first

甲

This character reverses the element for *sprout*, giving the image of roots being sent down into the earth by a seed planted in the *rice field*. To connect this to the key word, remember that the **first** root in many plants is the taproot from which other roots spread out.

This the **first** of the series for which we have already learned *second*, *third*, and *fourth* (FRAMES 95, 842, 90). [5]

丨 冂 𠂇 日 甲

- ❖ Keeping with the image of roots in the story above, we shall assign this primitive the meaning of *radish* (which has the same “root” as the obsolete word “radix”).

917

pawn<sup>(v.)</sup>

押

*Fingers . . . radish.* Compare and contrast with *take out* (FRAME 914). [8]

918

express

申

The sense of this key word is to **express** in words as opposed to gestures, actions, or art. Its primitives are a *tongue wagging in the mouth . . .* with a *walking stick* rammed through it and coming out at both ends. [5]

日 申

- ❖ While this character has obvious affinities to the “seed” group, it also happens to be the zodiacal sign of the *monkey*, which we will take as its primitive meaning.

919		extend
伸	<i>Person ... monkey.</i> [7]	
920		gods
神	<i>Altar ... monkey.</i> [9]	
921		fruit
果	The final stage of the seed is reached when the plant has reached its full growth (the <i>tree</i> ) and comes to fruition, producing <b>fruit</b> full of new seeds that can return to the earth and start the process all over again. The main thing to notice here is the element for <i>brains</i> at the top, which might prove more helpful than <i>rice field</i> for creating an image. [8]	
	丶 冂 冂 日 旦 𠂇 果 果	
922		lesson
课	<i>Words ... fruit.</i> [10]	
923		granule
颗	<i>Fruit ... head.</i> [14]	

## LESSON 30

BY NOW YOU WILL have learned to handle a great number of very difficult characters with perfect ease and without fear of forgetting. Some others, of course, will take review. But let us focus on the ones you are most confident about and can write most fluently, in order to add a remark about what role the stories, plots, and primitives should continue to play even after you have learned a character to your own satisfaction.

This course has been designed to move in steps from the full-bodied story to the skeletal plot to the heap of bones we call primitive elements. This also happens to be roughly the way memory works. At first the full story is necessary (as a rule, for every character, no matter how simple it appears), in that it enables you to focus your attention and your interest on the vivid images of the primitives, which in turn dictate how you write the character. Once the image has strutted through the full light of imagination, it will pass on, leaving its footprints on the interstices of the brain in some mysterious way. And those footprints are often enough of a clue about the nature of the beast to enable you to reconstruct the plot in broad outlines. Should you need to, you can nearly always follow the tracks back to their source and recall your whole story, but that is generally unnecessary. The third stage occurs when even the plot is unnecessary, and the key word by itself suggests the meaning of the primitives; or conversely, when seeing a character at once conjures up a specific key word. Here again, the plot is still within reach if needed, but not worth bothering with once it has fulfilled its task of providing the proper primitive elements.

There is yet a fourth stage to be reached, as you have probably realized by now, but one you ought not trust until you have completed the full list of the characters given here. In this stage, the primitive elements flow naturally one into the other, without any need to associate them with their meanings. Quite early on, you will recall, we insisted that visual memory of the character as a whole is to be discarded in favor of imaginative memory of its component parts. It may now be clear just why that is so. But it should also be becoming clear that visual memory of the whole will take over as a matter of course once recall of the parts has become automatic. This is a process not to be rushed, however appealing its rewards in terms of writing fluency.

Insofar as you have experienced these things in your own study, fears about the inadequacy of the key words should be greatly allayed. For in much the same way that the character slowly finds its way into the fabric of memory and muscular habits, the key word will gradually give way to a key concept distinct from the particular English word used to express it. Hence the substitution of

a Chinese word—or even a number of words—will prove no stumbling block. Quite the contrary, it will help avoid confusion between key words with family resemblances.

In short, the number of steps required to learn the Chinese writing system has not been increased by what we have been doing. The steps have simply become more pronounced here than in traditional methods of drawing and redrawing the characters hundreds of times until they are learned, and in that way the whole process has become much more efficient. Pausing to think about just what your mind has been doing through this book should make the ideas mentioned in the Introduction much more plausible now than they must have seemed way back then.

But we must be on our way again, this time down a road marked “tools.”

924

catty<sup>(N.)</sup>

斤

A **catty** is exactly one-half kilogram (or a little more than a pound). This character is a picture of a small ax of exactly that weight, a **catty**—the two vertical lines being the handle and the horizontal strokes, the blade. Note the writing order carefully: it begins like the primitive element for *drag*. [4]

❖ As a primitive, this character will mean a *tomahawk*.

925

listen

听

Mouth . . . tomahawk. [7]

926

place<sup>(N.)</sup>

所

Door . . . tomahawk. Two lessons ago, we saw that the first stroke for *door* was written differently than it is in this character for **place**. Here the element appears as it does in many traditional fonts, preserving a certain balance in the character's form. [8]

927

near

近

Tomahawk . . . road. [7]

928			hew
斩	Car ... tomahawk. [8]		
929			temporary
暂	Hew ... days. [12]		
930			gradually
渐	Water ... hew. [11]		
931			sever
断	Rice ... fishhook ... tomahawk. [11]		
		米 鱼 断	
932			discount
折	Fingers ... tomahawk. [7]		
933			philosopher
哲	Discount ... mouth. [10]		
934			pass away
逝	Discount ... road. [10]		
935			reprimand <sup>(v.)</sup>
斥	Tomahawk ... a drop of. [5]		
936			accuse
诉	Words ... reprimand. [7]		
937			for the first time
乍	This character is a picture of a saw. We leave it to you to make an association to the key word: for the first time. [5]		
		ノ 一 个 乍 乍	



- ❖ In line with the above explanation, the primitive meaning of this character will be a *saw*. Keep this element distinct from the character of the same meaning (FRAME 889).

938		how?
怎	Saw ... heart. [9]	
939		yesterday
昨	Day ... saw. [9]	
940		do
作	Person ... saw. [7]	
❖		broom
𠂇	The pictographic representation here is of the bristles on the head of a broom. [3]	
	𠂇 𠂇 𠂇	
941		snow <sup>(N.)</sup>
雪	Rain that undergoes a change so that it can be swept aside with a broom is snow. [11]	
942		spirit
灵	The spirit descends on a crowd of people here in the form of little brooms made of fire, presumably to sweep their hearts clean. [7]	
943		married woman
妇	Woman ... broom. [6]	
944		sweep
扫	Fingers ... broom. [6]	

945		seek
寻	<i>Broom ... glue.</i> [6]	
946		anxious
急	<i>Bound up ... broom ... heart.</i> [9]	
947		work as
当	<i>Small ... broom.</i> The key word has to do with one's job or occupation, that is, what one <b>works as</b> . [6]	
948		files
档	<i>Tree ... work as.</i> The <b>files</b> of this character are the kind you find in archives and offices. [10]	
949		record <sup>(v.)</sup>
录	<i>Broom ... snowflake.</i> [8]	
	❖ As a primitive, the elements will combine to give us the meaning of a <i>snowman</i> (with a <i>broom</i> in his hand, of course).	
950		commonplace <sup>(ADJ.)</sup>
碌	<i>Stone ... snowman.</i> [13]	
❖		rake
𠂇	A single vertical stroke transforms <i>broom</i> into a <b>rake</b> . In this case the second stroke of <i>broom</i> is lengthened. When an element comes <b>BELOW</b> the <b>rake</b> , the vertical stroke is shortened, as we have seen before with other similar primitives such as <i>sheep</i> and <i>cow</i> . Moreover, when something comes <b>ABOVE</b> the <b>rake</b> and joins to it at the top, the vertical stroke begins at the top horizontal stroke, as in the following two frames. [4]	

951		contend
争	<i>Bound up . . . rake.</i> [6]	
952		clean <sup>(ADJ.)</sup>
净	<i>Ice . . . contend.</i> [8]	
953		matter
事	This key word here refers to abstract <b>matters</b> . The elements are: <i>one . . . mouth . . . rake</i> . Note how the <i>rake</i> handle reaches out the top and bottom of the character. [8]	
954		Tang
唐	The key word here refers, of course, to the <b>Tang</b> Dynasty in China (and not to the name of the drink astronauts take with them into outer space, though this could be useful for the next frame). Its elements: <i>cave . . . rake . . . mouth</i> . [10]	
955		sugar
糖	<i>Rice . . . Tang.</i> [16]	
956		hale
康	This key word—which means “in good health”—is half of the “ <b>hale</b> and hearty” duo (not to be confused with Laurel and Hardy). Its elements: <i>cave . . . rake . . . snowflakes</i> . [11]	
957		overseer
尹	The only thing distinguishing this character from a <i>rake</i> is the bent handle that does not cut through the top horizontal stroke. It depicts the swish-swash motion of a mop, as demonstrated here by the <b>overseer</b> of a group of sanitary engineers. [4]	
		尹 尹

958		Queen Elizabeth
伊	This character is used now chiefly for its phonetic value in proper names like Iraq, Iguaçu, Illinois, and <b>Queen Elizabeth</b> (whose predecessor reportedly was not amused). Its primitives: <i>person . . . overseer</i> . [6]	
959		monarch
君	The <b>monarch</b> referred to in the last frame may come in handy for this frame and the next two after it. <i>Overseer . . . mouth</i> . [7]	
960		skirt <sup>(N.)</sup>
裙	<i>Clothing . . . monarch</i> . [12]	
961		crowd <sup>(N.)</sup>
群	<i>Monarch . . . sheep</i> . [13]	
962		and
而	The character for <b>and</b> is a pictograph of a comb. If you have trouble remembering how many “teeth” are in this comb, think of a questionnaire or form that uses vertical lines to insure that each letter is separated from the others around it. As it turns out, if you look at the character you will see that there are just enough spaces to spell out the word <b>a-n-d</b> . [6]	
		一 丿 丿 丙 丙 而
		❖ The primitive meaning of this character is a <i>comb</i> , to be kept distinct from the character of the same meaning (FRAME 685).
963		need <sup>(V.)</sup>
需	The sense of the key word <b>need</b> is best captured by thinking of the economics of supplying what consumers demand. The primitives: <i>rain . . . comb</i> . [14]	

964		Confucian
儒	Person ... need. [16]	
❖		prospector
崑	The primitives suggest an image of someone who is <i>combing</i> the <i>mountains</i> —in this case, an old <b>prospector</b> roaming the hills with his gear strapped to the back of his faithful donkey. He is looking for gold not by panning for it but by literally <i>combing</i> the <i>mountains</i> with a giant <i>comb</i> . [9]	
	山 崑	
965		auspicious
瑞	Ball ... prospector. [13]	
966		upright
端	Vase ... prospector. [14]	
967		bent
曲	Picture yourself grabbing hold of the two strokes poking out the top of the character and wrenching them apart, thus giving the sense of <b>bent</b> . If you think of them as deriving from the element for <i>brains</i> beneath (of course, the middle stroke has been reduplicated and pulled out to where it can be grabbed hold of), you can associate the key word with someone's mind that has been <b>bent</b> to your point of view. [6]	
	丨 冂 冂 冂 曲 曲	
968		Big Dipper
斗	The <b>Big Dipper</b> here is, of course, the constellation of Ursa Major, of which this character is a sort of pictographic representation. The primitive elements ( <i>ice</i> and a kind of distorted <i>ten</i> ) are there if you need them. [4]	
	、 丩 斗	

- ❖ Since we already have a primitive element for a “dipper”—namely, the *ladle*—we shall let this one stand for a *measuring cup*. By the way, it would make a rather large one, since the character is also used for a measure of about a decaliter!

969

material<sup>(N.)</sup>

料

*Rice . . . measuring cup.* [10]

970

academic discipline

科

Think of the faculty or **academic discipline** you chose at your university using the elements: *wild rice . . . measuring cup.* [9]

971

utilize

用

*Flesh . . . walking stick.* Be sure to keep this key word distinct from that for *use* (FRAME 838). The stroke order is exactly as you would expect it from the order of the primitive elements as given. [5]

丿 冂 月 月 月 用

- ❖ When this character is used as a primitive element, we shall substitute the image of a *screwdriver*, perhaps the most “utilized” of all tools around the house.

972

reliable

确

*Stone . . . bound up . . . screwdriver.* [12]

## LESSON 31

IN THIS LESSON WE pick up a few primitives of quantity to complement those we learned in Lesson 7, as well as some others related closely to elements learned earlier.

<p>❖          土</p>	<p style="text-align: right;">salad</p> <p>The element for <i>flowers</i> joins with the long horizontal stroke beneath it to create the picture of a bowl of <b>salad</b>. [4]</p> <p style="text-align: center;">— + 卄 卅</p>
<p>973          昔</p>	<p style="text-align: right;">times past</p> <p><i>Salad . . . days</i>. This is the character for the <b>times</b> that we refer to as <b>past</b>. [8]</p>
<p>974          借</p>	<p style="text-align: right;">borrow</p> <p><i>Person . . . times past</i>. [10]</p>
<p>975          错</p>	<p style="text-align: right;">mistaken</p> <p><i>Metal . . . times past</i>. [13]</p>
<p>976          散</p>	<p style="text-align: right;">scattered</p> <p><i>Salad . . . flesh . . . taskmaster</i>. [12]</p>
<p>977          撒</p>	<p style="text-align: right;">scatter</p> <p><i>Fingers . . . scattered</i>. Be sure to keep this and the previous frame apart by attaching different connotations to the key words. [15]</p>
<p>978          廿</p>	<p style="text-align: right;">twenty</p> <p>The two <i>tens</i> joined at the bottom by a short line actually make up the old character for <b>twenty</b>, which we might as well learn since we need its primitive form. It is written the same as <i>salad</i>, except for the shorter final stroke. [4]</p>

## 一 十 廿 廿

❖

宀

caverns

The primitive for **caverns** differs from that for *cave* by the presence of the primitive for *twenty*, suggesting a maze of underground *caves*. [7]

广 宀

979

席

Caverns ... towel. [10]

mat

980

度

This key word refers to a gradation of measurement, not to academic diplomas. Its primitives: *caverns* ... *crotch*. [9]

degrees

981

渡

Water ... degrees. [12]

ferry<sup>(N./V.)</sup>

982

半

The two **halves** of this character are mirror images of one another, the last stroke dividing it in **half** right down the middle. It is probably easier to draw it with this in mind than to try working directly with the primitives (*horns*, *two*, and *walking stick*).

When this character appears to the left as a primitive, the final stroke is gently bent toward the left, as we will see presently in FRAME 985. [5]

half<sup>(N./ADJ.)</sup>

、 丷 丷 丷 半

983

伴

Person ... half. [7]

partner



984

胖

*Flesh... half.* [9]fat<sup>(ADJ.)</sup>

985

判

*Half... saber.* You might recall the famous scene in which King Solomon is called on to **judge** between two harlots claiming to be the mother of a newborn boy. The King offers to slice the baby in two with a *saber* to give *half* to each of the disputing women, when the true mother reveals herself by relinquishing her claim in order to save the life of the child. In his wisdom, the King **judges** her to be the mother and gives her the child. [7]

judge<sup>(V.)</sup>

❖

𠂇

This character simply splits the vertical stroke of a *half* in half once again, to get a **quarter**. In so doing, it spreads the split stroke out to form a sort of enclosure under which its other primitives will be placed. [6]

quarter

、 丿 𠂇 𠂇 𠂇 𠂇

986

眷

Any of you who have ever had to fill out tax forms know what this key word refers to. For those of you yet to experience that thrill, it refers to family **dependents**. *Quarter... eyeball.* [11]

dependents

987

拳

*Quarter... hand.* [10]boxing<sup>(N.)</sup>

988

片

This character is based on the pictograph of a tree split unevenly down the middle. The right side, shown here, is really no more than a thin **slice**. Note the stroke order. [4]

slice<sup>(N.)</sup>

丿 丿 片 片

989

版

printing plate

Although this character also carries the sense of an “edition” of a publication, the elements, *slice* and *against*, more readily suggest its other meaning of a **printing plate**, or the thin slice of metal which is covered with ink and pressed *against* the surface to be printed on. [8]

990

之

of

As abstract as this key word sounds, remembering it is simplicity itself. All you need do is think of the famous “**sign of Zorro**,” which is etched exactly like the bottom part of this character, just below the *drop*, of. [3]

- ❖ Used as a primitive element, this character will take its meaning from the explanation above: *sign of Zorro*.

991

乏

weary

*Eyedropper . . . sign of Zorro*. [4]

992

眨

blink<sup>(v.)</sup>

*Eyeball . . . weary*. [9]

993

不

no

You may play with the primitives of this character as you wish (*ceiling . . . person . . . a drop of*), but you will probably find that its simplicity, and its frequency, make it easy to remember just as it is. [4]

- ❖ As a primitive element, this character will mean the internationally recognized *no symbol*: ⊘.

994 否	<i>NO symbol. . . mouth. [7]</i>	negate
995 坏	<i>Soil . . . NO symbol. [7]</i>	bad
996 环	<i>Ball . . . NO symbol. [8]</i>	ring <sup>(N.)</sup>
997 杯	<i>Tree . . . NO symbol. [8]</i>	cup
998 还	<i>NO symbol . . . road. [7]</i>	give back
999 怀	<i>State of mind . . . NO symbol. [7]</i>	cherish

## LESSON 32

WE TURN NOW TO the weapons that remain to be examined. To the *saber*, the *dagger*, and the *arrow*, we add two more weapons primitives to the list in the course of this lesson: the *spear* and the *snare*.

1000	dart <sup>(N.)</sup>
矢	When shot high into the <i>heavens</i> , the <b>dart</b> gets so small it looks like a mere <i>drop</i> . Although this character could as well mean "arrow," it has no connection with the primitive of that meaning. Hence the new key word. [5]
1001	tribe
族	<i>Banner . . . dart.</i> [11]
1002	know
知	<i>Dart . . . mouth.</i> [8]
1003	wisdom
智	<i>Know . . . sun.</i> [12]
1004	spear <sup>(N.)</sup>
矛	The <b>spear</b> shown here is from a <b>spear-gun</b> , which accounts for the barbs and hooks, and also for the line you use to reel in your catch (the final stroke). [5]
1005	gentle
柔	<i>Spear . . . tree.</i> [9]
1006	knead
揉	<i>Fingers . . . gentle.</i> [12]

1007	予	bestow
		This character differs from the <i>spear</i> shot from a spear-gun (FRAME 1004) by the absence of the final stroke, the line for reeling in one's catch. Imagine an initiation ritual in which a tribal chief <b>bestows</b> on a young man a long "ceremonial spear" as a symbol of his coming of age. It is "given" without strings attached. [4]
		❖ As a primitive element this character will keep the meaning of a <i>ceremonial spear</i> from the story above.
1008	序	preface <sup>(N.)</sup>
		<i>Cave ... ceremonial spear.</i> [7]
1009	预	beforehand
		<i>Ceremonial spear ... head.</i> [10]
1010	野	wild <sup>(ADJ.)</sup>
		This character refers to <b>wildlife</b> or <b>wild</b> things. Its elements: <i>computer ... ceremonial spear.</i> [11]
1011	班	class <sup>(N.)</sup>
		The key word refers to a group of students gathered in the same <b>classroom</b> or studying the same subject matter. Its elements: <i>saber ... two balls/kings.</i> [10]
	❖ 	fencing foil
		Unlike the <i>spear</i> and the <i>saber</i> , the <b>fencing foil</b> is straight and blunted at the end. [2]
1012	临	be about to
		Think of a matador at the "moment of truth," when he is <b>about to</b> dispatch the bull to his eternal reward. Since he is using a <i>fencing foil</i> , with a safety nob at the end, all he can manage is a tiny scratch producing a single <i>drop of blood</i> . This sends the bull into a fit of laughter. Can you see it <i>reclining</i> on the floor of

the arena shaking its legs in the air? Even the setting *sun* can't keep from rolling over on its side with laughter. [9]

丨 𠄎 𠄎 𠄎 临 临 临

1013

firm <sup>(ADJ.)</sup>

坚

Let the top two components of this character indicate the cry "Foiled again!" (from the element for *fencing foil* and the key-word meaning of the character for *again*). Beneath it, *soil*. [7]

1014

worthy

贤

*Foiled again! . . . shells*. [8]

1015

bow <sup>(N.)</sup>

弓

This character pictures the bent wooden **bow**. In Book 2 we will learn how to make the *bowstring* that goes with it. If you stretch this character out and see the indentation on the left as its handle, the pictography should be clearer. [3]

ㄣ 丩 弓

1016

draw <sup>(V.)</sup>

引

In addition to the association with *bows* and *arrows*, this character is also used to **draw** water from a well or **draw** attention or opinions out of people. The elements: *bow . . . walking stick*. [4]

1017

fill <sup>(V.)</sup>

弥

*Bow . . . hiccup*. [8]

1018

strong

强

*Bow . . . a mouth full of insects*. [12]

1019

weak

弱

Two *bows* . . with *ice* on them. [10]

1020	单	list <sup>(N.)</sup> Horns . . . sunflower. We waited to introduce this character here so that it could be learned in connection with the next one. [8]
1021	弹	bullet Bow . . . list. [11]
❖	弗	dollar sign Composed of a pair of <i>crutches</i> running through a <i>bow</i> , this character is infrequent as a primitive, and yet easy to remember for what it looks like: the dollar sign, \$. When it is written under another element, the first vertical stroke is abbreviated to a short "tail" as the final stroke, and the second vertical stroke is cut off at the top: 弗. Examples follow. [5]
		弓 弗 弗
1022	费	expense Dollar sign . . . clams. [9]
1023	佛	Buddha Person . . . dollar sign. [7]
1024	弟	younger brother Horns . . . dollar sign. [7]
1025	第	No. The key word No. is the abbreviation for "number." Its elements: bamboo . . . dollar sign. [11]
❖	丐	snare The snare of this primitive is drawn something like the last two strokes of a <i>bow</i> . [2]
		一 丐

1026

adroit

巧

*I-beam ... snare.* [5]

1027

appellation

号

*Mouth ... snare.* [5]



## LESSON 33

ALTHOUGH WE still have a number of primitives left relating to human activities, we may at this point pick up what remains of those having to do specifically with people and parts of the human body, and a few others.

1028

somebody

身

The key word **somebody** was chosen to convey the double meaning of this character: body and person. Its composition is based on the *nose* (which, you will recall, is also the character for *oneself*). The extension of the bottom and far right strokes of that element, together with the unusual diagonal stroke, forms the pictograph of **somebody** with a prominent paunch. [7]

丿 丨 冫 冫 冫 身 身

1029

shoot<sup>(v.)</sup>

射

Since this character is used to **shoot** guns and bows, we can call to mind the famous verse: "I **shot** an arrow into the air, It fell to earth I know not where." (Poor Henry Wadsworth must have lost a lot of arrows.) This character, however, tells us where it DID land: *glued to . . . somebody*. [10]

1030

thank

谢

Words . . . shoot. [12]

1031

old man

老

In the character for an **old man** the element for *soil* is drawn first to indicate that one has come close to the age when "dust to dust" begins to take on a personal meaning; the diagonal *walking stick* is added to help the **old man** get around, and the *spoon* for those times when he needs to be *spoon-fed*. [6]

一 十 土 𠂇 𠂇 老

- ❖ When this character is used as a primitive and its shape adjusted to 考, the meaning is changed to *Santa Claus*. If the long white beard is not enough, think of this: by some accounts he is already well over 1,700 years old.

❖  
与

slingshot

We could not introduce this element in the last lesson, where it rightly belongs, because only now do we have enough pieces to make a character with it. The **slingshot** is like a *bow*, except for the handle that you pull the sling back with. [2]

- 与

1032

take an exam

考

*Santa Claus ... slingshot*. Note how the top of the *slingshot* gets absorbed into the final stroke of *Santa Claus*. [6]

1033

roast<sup>(v.)</sup>

烤

*Fire ... take an exam*. [10]

❖

pointed tail

弓

The two strokes here form an image of a long, **pointed tail** like the kind you see on hunting dogs such as the English pointer. [2]

1034

offer<sup>(v.)</sup>

与

A *pointed tail* in a *slingshot*. [3]

1035

write

写

*Crown ... offer*. [5]

1036

diarrhea

泻

*Water ... write*. [8]

1037

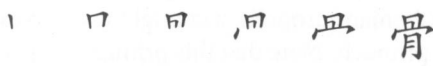
filial piety

孝

*Santa Claus ... child*. [7]

1038		teach
教	<i>Filial piety . . . taskmaster.</i> [11]	
1039		someone
者	<i>Santa Claus . . . tongue wagging in the mouth.</i> Think of “that special <b>someone</b> ” in your life to avoid confusing this key word with <i>somebody</i> (FRAME 1028). [8]	
	❖ As a primitive it means a <i>puppet-on-a-string</i> —or if it helps, a <i>Santa Claus puppet</i> .	
1040		author <sup>(v.)</sup>
著	<i>Flowers . . . puppet.</i> [11]	
1041		pig
猪	<i>Pack of wild dogs . . . puppet.</i> [11]	
❖		maestro
自	To remember this primitive meaning, picture a tuxedo-clad <b>maestro</b> waving his baton about wildly. The baton is, of course, the little <i>drop</i> at the top. And the two boxes attached to the long vertical stroke may represent his tuxedo tails, if you wish. [6]	
	’ 丨 尸 尸 自	
1042		chase
追	<i>Maestro . . . road.</i> [9]	
1043		bureaucrat
官	By replacing the <i>maestro’s</i> baton (the <i>drop</i> ) with the roof of a <i>house</i> , we have his equivalent in the institutional world of big government: the <b>bureaucrat</b> . [8]	
1044		pipe
管	The key word here should be thought of in the sense of a conduit or tubing. Its elements: <i>bamboo . . . bureaucrat</i> . [14]	

1045	父	father
	The kindness and hard work of the ideal <b>father</b> are seen in this abbreviation of the <i>taskmaster</i> that leaves off his rod or whip (the first stroke) and replaces it with the sweat of the <b>father's</b> brow (the two <i>drops</i> at the top). [4]	
	ノ 丩 父	
1046	交	mingle
	<i>Top hat . . . father.</i> [6]	
1047	效	effect <sup>(N.)</sup>
	<i>Mingle . . . taskmaster.</i> [10]	
1048	较	relatively
	<i>Cars . . . mingle.</i> [10]	
1049	校	school <sup>(N.)</sup>
	<i>Tree . . . mingle.</i> [10]	
1050	足	lower leg
	This character depicts the lower leg, that is, the part from the kneecap (the <i>mouth</i> ) to the foot (the part that leaves the <i>trail of footprints</i> ). [7]	
	❖ As a primitive on the left, it is amended to 𠂔. Its meaning remains <i>lower leg</i> , but should be thought of as a <i>wooden leg</i> in order to avoid confusion with other similar elements, namely <i>human legs</i> , <i>animal legs</i> , and <i>walking legs</i> .	
1051	跑	run <sup>(V.)</sup>
	<i>Wooden leg . . . wrap.</i> [12]	
1052	跳	jump <sup>(V.)</sup>
	<i>Wooden leg . . . portent.</i> [13]	

1053		path
路	Wooden leg . . . each. [13]	
1054		dew
露	Rain . . . path. [21]	
1055		skeleton
骨	This character and primitive refer to the <i>part of the body</i> composed of the bones and their joints. The top part of the character, terminating in the element for <i>crown</i> , is a pictograph of a bone joint. We leave it to you to put the pieces together, so to speak. [9]	
		
1056		slippery
滑	Water . . . skeleton. [12]	

## LESSON 34

THE NEXT GROUP OF primitives we shall consider has to do mainly with topography and exhausts the list of primitives remaining in the category.



pinnacle



This primitive meaning has been chosen because of its connotation of “the highest point,” thereby suggesting the image of the highest point in a village, that is, a hill or mountain on which sacred or festive events take place. If you have a clear image of the Athenian acropolis, you might use it to express this element for a **pinnacle**. Note that this primitive appears only on the left. On the right, as we shall see later, the same form takes a different meaning. [2]



1057

Apollo



Transcribing the word **Apollo** into Chinese requires three characters, of which the character in this frame is the first. Since this character is used primarily for its sound value, the choice of a key word has nothing to do with the meaning of the character, as was the case earlier with *Queen Elizabeth*. Its elements are: *pinnacle . . . can*. [7]

1058

aah!



*Mouth . . . Apollo*. Like the English “oohs and aahs,” this character is a particle which is used for expressing admiration, among other things. [10]

1059

as you wish



*Pinnacle . . . possess . . . road*. [11]

1060	阳	Yang	<i>Pinnacle . . . sun.</i> Here we meet the second of the Yin-Yang couple. As you would guess from the inclusion of the <i>sun</i> , Yang is the bright element, literally the “sunny side of the slope.” [6]
1061	阴	Yin	<i>Pinnacle . . . moon.</i> As you probably guessed from the last frame, Yin refers to the “shady side of the slope.” [6]
1062	荫	shady	Shady as opposed to “sunny.” The primitives: <i>flowers . . . Yin.</i> [9]
1063	防	ward off	<i>Pinnacle . . . compass.</i> [6]
1064	附	attach	<i>Pinnacle . . . pay.</i> [7]
1065	际	occasion <sup>(N.)</sup>	<i>Pinnacle . . . altar.</i> [7]
1066	阶	stairs	<i>Pinnacle . . . introduce.</i> [6]
1067	院	Inst.	This key word, the abbreviation for <b>Institution</b> , represents the use of that word as a suffix affixed to certain buildings and organizations. Its primitive elements: <i>pinnacle . . . finish.</i> [9]
1068	阵	battle formation	<i>Pinnacle . . . car.</i> [6]
1069	队	team	<i>Pinnacle . . . person.</i> [4]

1070		crash <sup>(v.)</sup>
坠	Team . . . ground. [7]	
1071		descend
降	Pinnacle . . . walking legs . . . monocle. Note that the drawing for <i>monocle</i> in the character for <i>year</i> , where it was first introduced (FRAME 871) was somewhat irregular because it doubled up with other strokes. From now on <i>monocle</i> will be written as shown below. [8]	
	冫 冫 冫 冫 冫 冫	
1072		hole
穴	House . . . eight. [5]	
	❖ Note that when this character is used as a primitive, the element for <i>eight</i> changes into <i>animal legs</i> , as in the following frames.	
1073		research
究	Hole . . . baseball. [7]	
1074		abruptly
突	Hole . . . chihuahua. [9]	
1075		empty
空	Hole . . . I-beam. [8]	
1076		control <sup>(v.)</sup>
控	Fingers . . . empty. [11]	
❖		paper punch
宀	This primitive simply discards the first stroke of that for <i>hole</i> to become a <i>paper punch</i> . [4]	



1077		deep
深	Water . . . paper punch . . . tree. [11]	
1078		spy <sup>(N.)</sup>
探	Fingers . . . paper punch . . . tree. [11]	
1079		hill
丘	Since this supposedly pictographic representation of a <b>hill</b> looks like anything but, picture a row of <i>axes</i> driven into the ground up to their heads, and see if that doesn't present you with a more memorable image of <b>hill</b> —at least a riskier one for sliding down! [5]	
1080		troops
兵	Hill . . . animal legs. [7]	

## LESSON 35

THE PRIMITIVE FOR *thread* is one of the most common in all the characters. This means that you are likely to be putting it where it doesn't belong and forgetting to include it where it does—all the more reason to give it a vivid image each time. Fortunately, nearly all the thread-related characters to be covered in this book will appear in this lesson, so you can learn them all at once.

<p>❖ 𠂇</p>	<p style="text-align: right;">thread</p> <p>Remember when your granny used to ask you to bend your arms at the <i>elbows</i> and hold them out so that she could use them like a rack to hold a skein of yarn (here <b>thread</b>) while she rolled it up into a ball? Can you see at the top the two <i>elbows</i> (abbreviated here to single strokes), and the stretched out <b>thread</b> below? [3]</p> <p style="text-align: center;">㇇ 𠂇 𠂇</p>
<p>1081 𠂇</p>	<p style="text-align: right;">silk</p> <p><i>Silk thread</i> is so fine that it needs to be to be twined together (“doubled”) to be used in sewing, [5]</p> <p style="text-align: center;">㇇ 𠂇 𠂇 𠂇 𠂇</p>
<p>1082 织</p>	<p style="text-align: right;">weave<sup>(v.)</sup></p> <p><i>Thread . . . mouth . . . animal legs.</i> Note how we broke the character for <i>only</i> up into its composite elements, which are more useful for remembering this character. [8]</p>
<p>1083 线</p>	<p style="text-align: right;">line<sup>(n.)</sup></p> <p><i>Thread . . . float.</i> [8]</p>
<p>1084 维</p>	<p style="text-align: right;">maintain</p> <p><i>Thread . . . turkey.</i> [11]</p>

1085		overall
统	<i>Thread ... sufficient. [9]</i>	
1086		give
给	<i>Thread ... fit. [9]</i>	
1087		tie <sup>(v.)</sup>
结	<i>Thread ... aerosol can. [9]</i>	
1088		end <sup>(n.)</sup>
终	<i>Thread ... winter. [8]</i>	
1089		rank <sup>(n.)</sup>
级	<i>Threads ... outstretched hands. [6]</i>	
1090		epoch
纪	<i>Thread ... snake. [6]</i>	
1091		red
红	<i>Thread ... I-beam. [6]</i>	
1092		make an appointment
约	<i>Thread ... ladle. [6]</i>	
1093		fine <sup>(adj.)</sup>
细	<i>Thread ... brains. The key word fine covers the sense of small and delicate as well as the sense of superb quality. [8]</i>	
1094		vertical
纵	<i>Thread ... assembly line. [7]</i>	
1095		green
绿	<i>Thread ... snowman. [11]</i>	

❖

𠄎

spool

The *I-beam* at the bottom of this element should be taken in this case as a pictograph of a **spool**. At the top, we see something being pulled taut from a *person's* head. What we have here is the record holder for the world's longest tresses—so long, that the poor woman has to wrap them up on a spool to avoid tripping over them. [5]

フ ス 𠄎

1096

scripture

经

Thread ... spool. [8]

1097

lightweight<sup>(ADJ.)</sup>

轻

Car ... spool. [9]

1098

continue

续

Thread ... read. [11]

1099

carry on<sup>(V.)</sup>

继

Thread ... rice ... hook. Be careful to keep the association for the key word of this frame distinct from that of the previous frame, since the meaning of the two is virtually the same. [10]

纟 继 继

1100

medicine

药

Flowers ... make an appointment. [9]

❖

么

COCOON

The two triangular shapes here and their final stroke are intended as a pictograph of a **cocoon**, spun in circles and tied up at the end. [3]

厶 么 么

❖

糸

floss

This element shows the *cocoon* with *small* below it. Imagine taking your dental **floss** directly from a *cocoon* stuck on the side of your medicine cabinet. You should be able to picture the *small end of the floss* hanging out the bottom of the *cocoon*. [6]

1101

系

lineage

Drop of ... *floss*. [7]

1102

紧

tight

Foiled again! ... *floss*. [10]

## LESSON 36

EARLIER WE CREATED an image for *seal* (FRAME 167). Here we come to a set of primitives based on seals and stamps.

<p>❖ 𠂇</p>	<p style="text-align: right;">stamp<sup>(N.)</sup></p> <p>This character is a kind of pictograph of a <b>stamp</b> that may best be imagined as a postage <b>stamp</b> to distinguish it from other stamp-like things to come up later. [2]</p> <p style="text-align: center;">丿   𠂇</p>
<p>1103 却</p>	<p style="text-align: right;">withdraw</p> <p>The sense of this key word is to step back from something; it has nothing to do with taking money out of the bank. Its primitives: <i>gone . . . stamp</i>. [7]</p>
<p>1104 脚</p>	<p style="text-align: right;">foot</p> <p><i>Part of the body . . . withdraw</i>. [11]</p>
<p>1105 服</p>	<p style="text-align: right;">apparel</p> <p><i>Flesh . . . stamp . . . crotch</i>. Note how the <i>stamp</i> is stretched out here. [8]</p>
<p>1106 报</p>	<p style="text-align: right;">newspaper</p> <p><i>Fingers . . . stamp . . . crotch</i>. Note how the <i>stamp</i> is stretched out here. [7]</p>
<p>1107 命</p>	<p style="text-align: right;">fate</p> <p>This character connotes life in general, but also the particular <b>fate</b> meted out to one by virtue of the distinctive character with which one is born. Its elements are: <i>fit . . . stamp</i>. The bottom portion of <i>fit</i> is nudged to the left in order to make room for the <i>stamp</i>. [8]</p>



## letter opener

𠄎

In its full form, this primitive looks like a *stamp* and its mirror image on the left: 卯. This is the form it takes when there is nothing below it. When there is, it is condensed to the shape shown in this frame. Let us take advantage of the fact that the right side becomes a *dagger* and assign this primitive the meaning of a *letter opener*.

If you take care to draw the strokes of this condensed form in the order shown below, the drawing of the full form will follow automatically. [5]



1108

trade<sup>(N.)</sup>

𠄎

*Letter opener ... shells.* [9]

1109

stay<sup>(V.)</sup>

𠄎

*Letter opener ... rice field.* [10]

1110

slide<sup>(V.)</sup>

溜

*Water ... stay.* [13]

1111

chat<sup>(V.)</sup>

聊

*Ear ... letter opener.* [11]

1112

willow

柳

*Tree ... letter opener.* [9]



## chop

卩

The **chop** is the engraved piece of wood or stone used in the Orient to certify documents, generally using red ink. Unlike the *stamp*, the top stroke here reaches a good distance to the left of its vertical stroke. Note that this primitive is sometimes abbreviated to 卩 (see FRAMES 1115–1118). Examples of both drawings follow. [2]

ㄅ ㄆ ㄇ		
1113		holiday
节	<i>Flowers ... chop. [5]</i>	
1114		defend
卫	<i>Chop ... floor. [3]</i>	
1115		orders <sup>(N.)</sup>
令	<i>Meeting ... chop. [5]</i>	
人 人 令		
1116		cold
冷	<i>Ice ... orders. [7]</i>	
1117		zero
零	<i>Rain ... orders. [13]</i>	
1118		collar <sup>(N.)</sup>
领	<i>Orders ... head. [11]</i>	
❖		sealing wax
甬	<i>Western chops and seals often utilize sealing wax rather than red ink to leave their impression. [7]</i>	
ㄇ 甬		
1119		communicate
通	<i>Sealing wax ... road. [10]</i>	
1120		courageous
勇	<i>Sealing wax ... muscle. [9]</i>	



❖

fingerprint

巳

The primitive for **fingerprint** is like that for *stamp* except that the second stroke bends back towards the right, like an arm. [2]

1121

storehouse

仓

*Umbrella ... fingerprint.* [4]

1122

gun

枪

*Tree ... storehouse.* [8]

1123

initiate<sup>(v.)</sup>

创

*Storehouse ... saber.* [6]

1124

criminal<sup>(n.)</sup>

犯

*Wild dogs ... fingerprint.* [5]

1125

danger

危

*Bound up ... on a cliff ... fingerprint.* [6]

1126

fragile

脆

*Flesh ... danger.* [10]

❖

staples

E

This primitive represents a number of small **staples**, like the kind commonly used in an office and at school. Note that when this element stands alone, it is drawn with only 3 strokes, as in the following frame. Both stroke orders are given below. [4]

1127

print<sup>(n./v.)</sup>

印

*Staples ... stamp.* [5]

## LESSON 37

THE NEXT cluster of characters has to do with primitives related to the activities of eating and drinking.

❖		whiskey bottle
西	This primitive will mean <i>whiskey bottle</i> . In its pictograph, you can see the loosely corked lid, the bottle, and the contents (about one-third full). You might also think of the Spanish <i>porrón</i> , a decanter shaped like a long-necked bird. [7]	
	一 厂 冂 冂 西 西 西	
1128		liquor
酒	<i>Water ... whiskey bottle.</i> [10]	
1129		distribute
配	<i>Whisky bottle ... snake.</i> [10]	
1130		chieftain
酋	<i>Animal horns ... whisky bottle.</i> [9]	
1131		venerate <sup>(v.)</sup>
尊	<i>Chieftain ... glue.</i> [12]	
1132		abide by
遵	<i>Venerate ... road.</i> [15]	
1133		beans
豆	This character is supposed to depict a pot of <b>beans</b> , but in its present form, it looks a lot more like a table on which you might place the pot. [7]	

## 一 口 戶 豆 豆

- ❖ Used as a primitive, this character will also take the meaning of a *table*. Be sure to avoid confusing this image with the one you have for *small table* (see FRAME 57).

1134

short

短

*Dart ... table.* [12]

1135

kitchen

厨

*Cliff ... table ... glue.* [12]

❖

drum

壹

The element for **drum** shows a *soldier* over a *table*. The top stroke of the *table* appears to be missing, but actually it has doubled up with the final stroke of the element for *soldier*. [9]

1136

drum

鼓

The full character for the *drum* adds a *branch*, apparently to serve as a **drumstick**, to the primitive for *drum*. [13]

1137

joyful

喜

*Drum ... mouth.* [12]

❖

dish

皿


The primitive for **dish** is, clearly, the pictograph of a painted or carved bowl, seen from the side. [5]

1138

blood

血

The *drop* in the *dish* is **blood**. It is similar to the *drop* we saw earlier on the *dagger* in the character for *blade* (FRAME 84). [6]

1139		lid
盖	<i>Sheep . . . dish.</i> [11]	
1140		temperature
温	<i>Water . . . sun . . . dish.</i> [12]	
1141		supervise
监	<i>Fencing foil . . . reclining . . . drop . . . dish.</i> [10]	
	❖ The primitive meaning changes to <i>hidden camera</i> . Keep this in mind when creating your story for the key word.	
1142		basket
篮	<i>Bamboo . . . hidden camera.</i> [16]	
1143		blue
蓝	<i>Flowers . . . hidden camera.</i> [13]	
❖ 良	We give this element the meaning of <b>silver</b> from the character in the following frame. Both the original pictographic representation and the primitive elements that make it up are more trouble to hunt out than they are worth. It is best simply to learn it as is. In doing so, take careful note of the stroke order, and also the fact that when this element appears on the left, the penultimate stroke is omitted, giving us simply 𠂇. [6]	silver
		
1144		silver
银	<i>Metal . . . silver.</i> [11]	
1145		heel <sup>(n./v.)</sup>
跟	<i>Wooden leg . . . silver.</i> Although this character is used as a noun for <b>heel</b> , it can also take the verbal meaning of “follow” (close on another’s heels). [13]	

1146		very
很	<i>Queue . . . silver.</i> [9]	
1147		root <sup>(N.)</sup>
根	<i>Tree . . . silver.</i> [10]	
1148		immediately
即	<i>Silver . . . stamp.</i> [7]	
1149		retreat <sup>(V.)</sup>
退	<i>Silver . . . road.</i> [9]	
1150		leg
腿	<i>Flesh . . . retreat.</i> [13]	
1151		limit <sup>(N./V.)</sup>
限	<i>Pinnacle . . . silver.</i> [8]	
1152		eyelet
眼	<i>Eye . . . silver.</i> [11]	
1153		high-quality <sup>(ADJ.)</sup>
良	<i>Drop of . . . silver.</i> [7]	
		良
		❖ When using this character as a primitive, take the image of a saint's <i>halo</i> . As with <i>silver</i> , when this element is drawn on the left, the penultimate stroke is omitted, giving us 良.
1154		breakers
浪	<i>Water . . . halo.</i> These are waves that crest or break into foam, not electrical <b>breakers</b> or people who do “break dancing.” [10]	

1155			mom
娘	Woman . . . halo. [10]		
1156			food
食	If <i>halo</i> and <i>umbrella</i> aren't enough, break the <i>halo</i> down into <i>drop</i> and <i>silver</i> —or “silverware,” an additional primitive. [9]		
	❖ As a primitive this character keeps its meaning of <i>food</i> , but, as with <i>silver</i> and <i>high-quality</i> , on the left it is abbreviated. In this case, there are three strokes: 𠂇.		
1157			meal
饭	Food . . . against. [7]		
1158			dine
餐	Magic wand . . . evening . . . crotch/right hand . . . food. [16]		
1159			Bldg.
馆	The abbreviation of <b>Building</b> suggests that this character is used in proper names, as indeed it often is. Keep your connotation distinct from <i>Inst.</i> (FRAME 1067) when working with the elements: <i>food . . . bureaucrat</i> . [11]		
❖			waitress
𠂇	If you can doodle with the first two strokes on your own, the addition of the <i>human legs</i> will give you this primitive's meaning of <b>waitress</b> . [4]		
		一 二 牙 𠂇	
1160			since
既	<i>Silver . . . waitress</i> . The key word <b>since</b> should not be used as a preposition or adverb to indicate “from a point in the past,” but as a conjunction meaning “now that.” [9]		

1161

概

approximate<sup>(ADJ.)</sup>

Root . . . waitress. It is also possible to divide the character up into *tree* and *since*. [13]

## LESSON 38

A NUMBER OF primitives relating to plant life remain to be considered, and we shall devote the next few pages to doing so. If it seems that new primitives with only limited use are piling up, remember that they will be needed when you move on to Book 2.

1162		even <sup>(ADJ.)</sup>
平	This character is easiest remembered as a pictograph of a water lily floating on the surface of the water, which gives it its meaning of <b>even</b> . The fourth stroke represents the calm, smooth surface of a pond, and the final stroke the long stem of the plant reaching underwater. [5]	
	❖ As a primitive, this character can keep its pictographic meaning of a <i>water lily</i> .	
1163		evaluate
评	Words . . . <i>water lily</i> . [7]	
1164		level ground
坪	Ground . . . <i>water lily</i> . [8]	
1165		ooh!
乎	This character is an “exclamatory particle” and it is written as a <i>water lily</i> except for its stylishly tilted hat at the top and chic hook at the bottom. <b>Ooh!</b> la la. [5]	
1166		shout <sup>(V.)</sup>
呼	Mouth . . . <i>Ooh!</i> [8]	



❖ 刈		sheaf
	These two strokes are a crude drawing of a bundle of stalks bound together into a <b>sheaf</b> . [2]	
	ノ ×	
1167 希	<i>Sheaf... cloth</i> . [7]	hope <sup>(v.)</sup>
1168 稀	<i>Wild rice... hope</i> . [12]	scarce
1169 杀	<i>Sheaf... pole</i> . [6]	kill
1170 风	<i>Wind... sheaf</i> . This is the full character from which the primitive element of the same meaning derives. [4]	wind <sup>(n.)</sup>
1171 讽	<i>Words... wind</i> . [6]	mock
1172 冈	<i>Glass cover... sheaf</i> . [4]	ridge of a hill
1173 刚	<i>Ridge of a hill... saber</i> . This character is used to refer to things that have just happened. [6]	just now
1174 网	This is actually the full character whose abbreviation (the eye lying on its side, <sup>III</sup> ) we have been using as a primitive element. Its components: <i>glass cover... two sheaves</i> . [6]	net <sup>(n.)</sup>

❖		pit
凵	The primitive meaning <b>pit</b> , whose drawing is perfectly pictographic, shows a trap hole made to catch animals. Do not confuse your image with that for the character in FRAME 323. [2]	
	凵 凵	
1175		drawing
画	<i>Ceiling... brains... pit.</i> [8]	
1176		cruel
凶	<i>Sheaf... pit.</i> [4]	
	× 凶	
1177		bosom
胸	<i>Part of the body... bound up... cruel.</i> [10]	
❖		Fagan
凶	The <i>top hat</i> and <i>cruel</i> by themselves suggest the villainous figure of Charles Dickens' <b>Fagan</b> , the unscrupulous arch-thug who uses <i>Oliver Twist</i> and his companions as pickpockets. [6]	
	一 凶	
1178		brain
脑	<i>Flesh... Fagan.</i> [10]	
1179		annoyed
恼	<i>State of mind... Fagan.</i> [9]	
1180		leave <sup>(v.)</sup>
离	<i>Fagan... belt... elbow.</i> [10]	
	凶 离 离	

1181

fowl

禽

*Umbrella ... leave.* [12]

1182

righteousness

义

This character associates **righteousness** with those who have truly earned their bread by the sweat of their brow in the rustic image of a bouquet made of a dried *sheaf* carried in from the cornfield and set on the dining room table. The missing fragrance is supplied with the first stroke, a single *drop* of Eau de Dubuque. [3]

、 丿 义

❖ The primitive element retains the meaning of a *bouquet* from the above explanation.

1183

deliberate<sup>(v.)</sup>

议

*Words ... righteousness.* The sense here is to discuss or exchange views on something. The primitives: *words ... righteousness.* [5]

1184

ant

蚁

*Insect ... bouquet.* [9]

1185

peppery

辛

The character in this frame pictures food whose taste is so hot and **peppery** that it makes the hairs on your body *stand up* as straight as *needles*. [7]

立 辛

❖ When this character is used as a primitive, it can take the added meaning of *chili pepper*.

1186

dispute<sup>(v.)</sup>


辩

*Two chili peppers ... words.* [16]

辛 辨 辩

1187		repudiate
辟	Flag ... mouth ... peppery. [13]	
	尸 启 辟	
	❖ As a primitive, this character will mean <i>hot sauce</i> . The sense comes from the fact that the best way to <i>repudiate</i> unacceptable tastes is to smother the food with <i>hot sauce</i> .	
1188		partition <sup>(N.)</sup>
壁	Hot sauce ... ground. [16]	
1189		evade
避	Hot sauce ... road. [16]	
1190		relatives
亲	The combination of the <i>chili pepper</i> with the element for <i>small</i> should be enough to suggest a way to dispose of some particularly disagreeable, high-maintenance <b>relatives</b> . [9]	
1191		new
新	Relatives ... tomahawk. [13]	
1192		fuel
薪	Flowers ... new. [16]	
1193		good fortune
幸	Simply by turning the dot at the top of the primitive for <i>peppery</i> into a cross shape, we move from things bitter and <i>peppery</i> to <b>good fortune</b> . [8]	
❖		cornucopia
卩	Considering the lack of circular lines in the Chinese writing system, this character is not a bad pictograph of a <b>cornucopia</b> . Despite the appearance of the printed form, what looks like the first two strokes is actually written as one. [2]	

ㄥ ㄣ

1194		call <sup>(v)</sup>
叫	<i>Mouth ... cornucopia.</i> [5]	
1195		receive
收	<i>Cornucopia ... taskmaster.</i> [6]	
1196		sign of the hog
亥	This character is the 12th sign of the Chinese zodiac: the <b>sign of the hog</b> . It is best learned by thinking of an acorn-eating <b>hog</b> in connection with the primitive meaning given below. [6]	
		
<p>❖ The <i>top hat</i> represents the external shape of the <i>acorn</i>, and the unusual but easily written complex of strokes beneath it (which you might also see as distortions of an <i>elbow</i> and <i>person</i>) stands for the mysterious secret whereby the <i>acorn</i> contains the oak tree in a nutshell.</p>		
1197		nucleus
核	<i>Tree ... acorn.</i> [10]	
1198		tot
孩	<i>Child ... acorn.</i> [9]	
1199		carve
刻	<i>Acorn ... saber.</i> [8]	
1200		should
该	<i>Words ... acorn.</i> [8]	

1201 木	art This work of <b>art</b> is super avant-garde: a single <i>drop</i> drawn on an empty canvas with a full-sized tree. [5]  木 木
1202 述	narrate <i>Art... road.</i> [8]
❖ 井	wire mesh This primitive for <b>wire mesh</b> looks very close to that for <i>salad</i> , except that an extra horizontal line has been included. [5]  一 = ≠ 井 井
1203 襄	aid <sup>(v.)</sup> <i>Top hat and scarf... chatterbox... wire mesh.</i> To put this all together, think of a flock of well-educated, upper-class carrier pigeons (hence the <i>top hats and scarves</i> ) who are employed to <b>aid</b> you in sending messages. Instead of transporting little notes tied to their legs, they communicate verbally. Here we see them in their <i>wire mesh</i> cage on the roof, gabbing away at each other as they await their next assignment, <i>chatterboxes</i> that they are. As is so often the case—too often to mention each time—this character is commonly used as a family name. [17]  ❖ As a primitive, this character will take the meaning of a <i>pigeon coop</i> , from the explanation above.  一 口 壘 襄
1204 壤	territory <i>Ground... pigeon coop.</i> [20]

❖  
寒

hamster cage

The image of a **hamster cage** should be easy to compose from the elements: *house ... wire mesh ... animal legs*. [10]

宀 宜 寒

1205

frigid

寒

*Hamster cage ... ice*. [12]

1206

competition

赛

*Hamster cage ... oysters*. [14]

## LESSON 39

THE REMAINDER OF plant-related primitives are built up from combinations of vertical and horizontal lines, representing respectively plants and the earth from which they spring. Accordingly, it would be a good idea to study the remaining elements of this section at a single sitting, or at least to review them before passing on to the next grouping.

<p>❖</p> <p>主</p>	<p>As the plant <b>grows up</b> it sprouts leaves and a stalk, depicted here as a single horizontal stroke added to the element for <i>soil</i>. Think of something (its accompanying primitive) <b>growing up</b> in a flash to many times its normal size, much like little Alice in Wonderland, who <b>grew up</b> so fast she was soon larger than the room in which she was sitting. [4]</p> <p style="text-align: center;">一 = 艹 主</p>	<p>grow up</p>
<p>1207</p> <p>毒</p>	<p><i>Grow up ... mother.</i> [9]</p>	<p>poison<sup>(N.)</sup></p>
<p>1208</p> <p>麦</p>	<p><i>Grow up ... walking legs.</i> [7]</p>	<p>wheat</p>
<p>1209</p> <p>素</p>	<p><i>Grow up ... floss.</i> [10]</p>	<p>vegetarian diet</p>
<p>1210</p> <p>青</p>	<p>This character can be used for either <b>blue</b> or <b>green</b>. The primitives suggest a 300-foot telescope on your roof, all <i>grown up</i> (stretched out as far as it will go) and fixed on the moon, that orb of <b>green</b> cheese in the evening sky. Once in a <b>blue moon</b>, you might actually see the cheesemaker! [8]</p> <p>❖ When used as a primitive element, this character will take the meaning of a <i>telescope</i>.</p>	<p>blue or green</p>



1211		refined
精	<i>Rice . . . telescope.</i> [14]	
1212		invite
请	<i>Words . . . telescope.</i> [10]	
1213		feelings
情	<i>State of mind . . . telescope.</i> [11]	
1214		eyeball
睛	<i>Eye . . . telescope.</i> By this time there shouldn't be any confusion between this key word and the primitive meaning earlier associated with <i>eye</i> (page 24). [13]	
1215		pure
清	<i>Water . . . telescope.</i> [11]	
1216		quiet
静	<i>Telescope . . . contend.</i> [14]	
1217		responsibility
责	<i>Grow up . . . clams.</i> Since this character will be used as an element in several others (one example follows immediately), it would be good to give it as concrete an image as possible. Perhaps you can think back to the first heavy <b>responsibility</b> you had in your first summer job when you were <i>growing up</i> and where you earned your first <i>clams</i> . [8]	
1218		accomplishments
绩	<i>Thread . . . responsibility.</i> [11]	
1219		surface <sup>(N.)</sup>
表	<i>Grow up . . . scarf.</i> To make this key word more concrete, think of the <b>surface</b> of a watch or a meter (secondary meanings of this character, by the way.) [8]	

1220		life
生	Think of the microscopic <i>cell</i> , that miraculous <i>drop</i> of <i>life</i> , that <i>grew up</i> to become you. [5]	
	生	
	❖ Used as a primitive, this character will keep the meaning of a <i>cell</i> .	
1221		star <sup>(N.)</sup>
星	<i>Sun ... cell.</i> [9]	
1222		surname
姓	<i>Woman ... cell.</i> [8]	
1223		sex
性	<i>State of mind ... cell.</i> [8]	
1224		victory
胜	<i>Flesh ... cell.</i> [9]	
1225		plentiful
丰	The character for <b>plentiful</b> may be thought of as a doodle of a row of <b>bushes</b> . It differs from the primitive for <i>grow up</i> only in the extension of the single vertical stroke beneath the final horizontal stroke and in the order of writing. [4]	
	丰	
	❖ When used as a primitive, this character will mean <b>bushes</b> in accord with the explanation above.	
1226		harm <sup>(N.)</sup>
害	<i>House ... bushes ... mouth.</i> [10]	

1227

割

*Harm . . . saber.* [12]cut off<sup>(v.)</sup>

1228

慧

*Two bushes . . . broom . . . heart.* [15]

intelligent

1229

韦

The only difference between this character for **tanned hide** and that for *plentiful* is the downward hook on the third stroke. Recalling that the primitive meaning for the latter is *bushes*, we should think of this as *bushes* with hooks—that is, a briar patch. To remember the association, think of putting on the best **tanned hide** jacket you have ever owned and having someone push you down into a briar patch. As you struggle to pick yourself up and avoid the brambles, your prize coat gets scratched beyond repair.

This is another of those characters commonly used in family names and transliterations. [4]

= 弓 韦

- ❖ The primitive meaning of this character, following the above explanation, is a *briar patch*, the kind that Br'er Fox was tricked into letting Br'er Rabbit escape into.

1230

围

*Pent up . . . briar patch.* [7]

surround

1231

伟

*Person . . . briar patch.* [6]

great

❖

夫

The element for *bushes* has an extra stroke added to give the image of the crutches Japanese gardeners use to hold up a tree that is being bent into shape. From there it is but a short leap to the art of cultivating miniature **bonsai** plants, which began in China and was further developed in Japan. [5]

bonsai

## 三 丰 夫

1232

springtime

春

*Bonsai . . . sun.* [9]

1233

tranquil

泰

*Bonsai . . . snowflakes.* [10]

❖

cornstalk

丰

The element for *bushes* extended the vertical stroke beneath the final horizontal stroke; the **cornstalk** omits that final stroke altogether, leaving only the **stalk** and the leaves bursting forth on all sides. [3]

## 二 丰

1234

proffer<sup>(v.)</sup>

奉

The sense of the key word **proffer** is to “offer respectfully.” *Bonsai . . . cornstalk.* Use a ritualistic, religious meaning. [8]

1235

cudgel<sup>(n.)</sup>

棒

*Tree . . . proffer.* [12]

1236

beat<sup>(v.)</sup>

击

*Cornstalk . . . mountain.* [5]

1237

land

陆

*Pinnacle . . . beat.* [7]

1238

specialty

专

*Cornstalk . . . chop.* [4]

❖ As a primitive, this character will take the meaning of a *corncob pipe*.

## 二 专 专

1239

传

*Person ... corncob pipe.* [6]spread<sup>(v)</sup>

1240

转

*Car ... corncob pipe.* [8]

rotate

❖

堇

You no doubt recognized the top primitive of this element as *twenty*. We could use it, of course, but prefer to look at it as the element for *salad*, in this case a healthy **spinach salad**. The reason the last stroke is shorter than normal is that it is being shoved down a little boy's *mouth* from above, the excuse being that it will help him *grow up* healthy and strong. [11]

spinach

廿 苜 堇

1241

勤

*Spinach ... muscle.* [13]

diligent

1242

谨

*Words ... spinach.* [13]

careful

❖

𠂇

The drawing of this element is difficult to do smoothly, and should be practiced carefully. It is a pictograph of all sorts of plants and grasses thrown together to make **silage**. The vertical stroke will always double up with another primitive element's vertical stroke. [6]

silage

一 二 𠂇 𠂇 𠂇 𠂇

1243

droop

垂

*Porter . . . silage.* Note how both the third stroke and the final two strokes of this character double up for the two primitives. This is clearer in the hand-drawn form. [8]

一 二 三 𠄎 𠄏 𠄐 垂 垂

1244

hammer<sup>(n.)</sup>

锤

*Metal . . . droop.* [13]

1245

sleep<sup>(v.)</sup>

睡

*Eyes . . . droop.* [13]

## LESSON 40

THIS LESSON will cover the final few characters relating to time and direction to be treated in Book 1. Only a few will remain, and they will be taken up in Book 2.

1246

now

今

The final stroke of this character is a rare shape, a close but not exact replica of the first stroke in the element for *spool*. It may help to think of it pictographically as the two hands of a clock pointing to what time it is **now**. The element above it, *meeting*, should easily relate to that image. [4]

今 今

- ❖ We shall use *clock* as the primitive meaning of this character, in line with the above explanation.

1247

harbor<sup>(v.)</sup>

含

*Clock . . . mouth*. The key word is used for **harboring** things like grudges and resentment. [7]

1248

miss<sup>(v.)</sup>

念

Not “miss a train,” but **miss** one’s friends. *Clock . . . heart*. [8]

1249

east

东

The character for **east** looks very much like that for *car*, except that the final horizontal stroke turns into two *drops*. Think of it as a rickshaw, those traditional taxis found in the **East**. Start drawing *car* and think of the drops of sweat pouring off the poor driver as he runs through the streets pulling his passenger. [5]

一 七 东 东 东

- ❖ We shall use *rickshaw* as the primitive meaning of this character, in line with the above explanation.

1250		building
栋	<i>Tree ... rickshaw. [9]</i>	
1251		freeze <sup>(v.)</sup>
冻	<i>Ice ... rickshaw. [7]</i>	
1252		exhibit <sup>(v.)</sup>
陈	<i>Pinnacle ... rickshaw. [7]</i>	
1253		practice <sup>(v.)</sup>
练	<i>Silk ... rickshaw. [8]</i>	
1254		opt for
拣	<i>Fingers ... rickshaw. [8]</i>	
1255		west
西	In our way of naming off the directions, west always comes fourth. So it is convenient to find the character for <i>four</i> in this character. But since we want only <i>one</i> of the <i>four</i> directions, the west adds the <i>one</i> at the top and sucks the <i>human legs</i> a bit out of their <i>mouth</i> in the process. [6]	
	一 丨 冂 𠃉 西 西	
	❖ When this character is used as a primitive, the meaning of <i>west</i> can be expanded to refer to the <i>Old West</i> of cowboy-movie fame. Note, however, that in its primitive form the <i>legs</i> are straightened out and reach down to the bottom of the <i>mouth</i> . Hence, we get the shape 𠃉.	
1256		want <sup>(v.)</sup>
要	<i>Old West ... woman. [9]</i>	
1257		waist
腰	<i>Part of the body ... want. [13]</i>	



1258		ticket
票	<i>Old West ... altar.</i> [11]	
1259		drift (v.)
漂	<i>Water ... ticket.</i> [14]	
1260		merchant
贾	<i>Old West ... clams.</i> [10]	
1261		south
南	<i>Belt ... good fortune.</i> Note how the <i>belt</i> runs through the middle of <i>good fortune</i> , which affects the stroke order. [9]	
	+ 𠂇 南	

## LESSON 41

THIS NEXT COLLECTION OF characters is based on the primitive for *gate*. From there we shall go on to consider other elements related to entrances and barriers in general.

1262

gate

门

The pictograph of a swinging **gate** with a latch at the top is so clear in this character that only its stroke order needs to be memorized. The **gate** usually serves as an enclosure, and is written **BEFORE** whatever it is it encloses. [3]

、 丿 丨 冂

❖ As a primitive, we shall continue to give it the meaning of *gate*, but recommend the image of a swinging door to distinguish it from the primitive for *door*.

1263

(plural)

们

*Person . . . gate*. Here again, the parentheses around the key word indicate this character's grammatical function rather than its meaning. [5]

1264

leisure

闲

*Gate . . . tree*. [7]

1265

ask

问

*Gate . . . mouth*. [6]

1266

interval

间


*Gate . . . sun / day*. This **interval** applies to time and space alike, but the latter is better for creating an image. [7]

1267		simple
简	Bamboo . . . interval. [13]	
1268		hear
闻	Gate . . . ear. Compare the story you invented for the character meaning <i>listen</i> (FRAME 925). [9]	
1269		non-
非	This key word, a negating prefix, is a doodle of a heavy iron pole with bars extending in both directions, to create the picture of a jail cell. From there to “non-” is but a short step. [8]	
	丨 丂 𠄎 𠄎 𠄎 非 非 非	
	❖ When this character serves as a primitive, we shall draw on the explanation above for the meaning of <i>jail cell</i> .	
1270		row <sup>(N.)</sup>
排	Fingers . . . jail cell. [11]	
1271		guilt
罪	Eye . . . jail cell. [13]	
1272		lean on
靠	Declare . . . jail cell. [15]	
❖		key
丂	This element gets its name and meaning from the pictographic representation of a <b>key</b> . The shape should be familiar: the third and fourth strokes of the character for <i>five</i> . [2]	
	丂 丂	

1273	侯	marquis	<i>Person . . . key . . . dart.</i> Hint: the pun suggested by the pronunciation of the key word and the primitive for <i>key</i> may come in helpful. [9]
1274	候	wait <sup>(v.)</sup>	<i>Marquis . . . walking stick.</i> Note where the <i>walking stick</i> is positioned in this character. [10]
❖	𠂇	guillotine	This element depicts a large, sharpened <i>key</i> coming down on the head of a criminal <i>St. Bernard</i> . [4]  ㄣ 丩 𠂇 𠂇
1275	决	decide	The etymology of <b>decide</b> (de-cidere = cut off ) will help here; the elements are: <i>ice . . . guillotine</i> . [6]
1276	快	fast <sup>(ADJ.)</sup>	<i>State of mind . . . guillotine</i> . [7]
1277	块	lump <sup>(N.)</sup>	<i>Soil . . . guillotine</i> . [7]
1278	筷	chopsticks	<i>Bamboo . . . fast</i> . [13]

## LESSON 42

THE NEXT FEW primitives are only loosely related in the sense that they all have to do with qualities of material objects in one way or another.

1279		dry <sup>(ADJ.)</sup>
干	It is best to see this character as a pictograph of a revolving circular clothesline (viewed from the side). Spin it around quickly in your mind's eye until the wet clothes are good and dry. [3]	
		
	❖ In line with the above image, the primitive meaning assigned to this character will be <i>clothesline</i> .	
1280		shore
岸	Mountain ... cliff ... clothesline. [8]	
1281		drought
旱	Sun ... dry. [7]	
1282		hurry <sup>(v.)</sup>
赶	Walk ... clothesline. [10]	
1283		Yu
于	Note how this character, a surname, differs from <i>dry</i> by virtue of the small hook at the end of the third stroke. Playing on the <i>clothesline</i> primitive, think of this character's shape as a <i>clothing conveyor</i> , the kind you see when you walk into a dry-cleaning shop. The little "hook" at the bottom represents the hooks used for attaching the cleaned and plastic-covered clothes to the revolving <i>conveyor</i> . The celebrated Yu Qian, who led the rout against the Mongolian invaders in the mid-fifteenth century and saved the city of Beijing from being overrun, later opened	

his own string of dry-cleaning establishments named You Soil—Yu Clean. [3]

一 二 于

- ❖ From the above explanation, the primitive meaning of this character will change to *clothing conveyor*.

1284

eaves

宇

House . . . clothing conveyor. [6]

1285

excess

余

Umbrella . . . clothing conveyor . . . small. The last stroke of *clothing conveyor* and the first of *small* coincide here. [7]

- ❖ Since the keyword is overly abstract, we shall take the image of a *scale* whose indicator spins round and round on the dial because *excess* weight has been set on it. It will help to use this image in learning the character itself.

1286

eliminate

除

Pinnacle . . . scale. [9]

1287

route<sup>(N.)</sup>

途

Scale . . . road. [10]

1288

bundle up

束

Tree . . . mouth. When people **bundle up** in cold weather, the only thing they have to leave exposed is their face. Since *trees* don't have eyes and noses, when you **bundle up** your favorite *tree* in scarf, overcoat, leggings, and mittens, the only thing you have to be sure to leave exposed is that little *tree mouth* that the squirrels run in and out of. [7]

一 日 巾 束 束

- ❖ When used as a primitive, this character will add the meaning of a *bundle*.

1289

速

*Bundle . . . road.* [10]

quick

1290

辣

*Chili pepper . . . bundle.* [14]

spicy hot

1291

整

*Bundle up . . . taskmaster . . . correct.* [16]

entire

1292

重

*Thousand . . . li.* Note how the long vertical stroke doubles up to serve both elements. [9]

heavy

一 二 百 百 重 重

1293

懂

*State of mind . . . flowers . . . heavy.* [15]

understand

## LESSON 43

WE MAY NOW PICK UP the remainder of the enclosure primitives to be treated in Book 1, leaving only a few related to animals, which we will take up toward the end of the book, in Lessons 54 and 55. This lesson should give you a chance to review the general principles governing enclosures.

<p>❖ 宀</p>	<p style="text-align: right;">sickness</p> <p>The enclosure shown in this frame is composed of a <i>cave</i> with <i>ice</i> outside of it. It is used for a number of characters related to <b>sickness</b>. If you want to picture a <i>caveman</i> nursing a hangover with an <i>ice-pack</i>, that should provide enough help to remember the shape of this element and its meaning. [5]</p> <p style="text-align: center;">宀 宀 宀</p>
<p>1294 病</p>	<p style="text-align: right;">illness</p> <p><i>Sickness . . . third.</i> [10]</p>
<p>1295 痛</p>	<p style="text-align: right;">ache<sup>(v.)</sup></p> <p><i>Sickness . . . sealing wax.</i> [12]</p>
<p>1296 瘋</p>	<p style="text-align: right;">insane</p> <p><i>Sickness . . . wind.</i> [9]</p>
<p>❖ 匚</p>	<p style="text-align: right;">box</p> <p>This enclosure, open at the right, represents a <b>box</b> lying on its side. When it is not used as an enclosure, its form is cramped to look like this: 匚. You may distinguish its meaning by picturing it then as a very small <b>box</b>. [2]</p> <p style="text-align: center;">- 匚</p>



1297

region

区

*Box . . . sheaf.* [4]

1298

hub

枢

This key word refers to a center of activity or commerce, not to the center of a wheel. Its primitives: *tree . . . region.* [8]

1299

Europe

欧

*Region . . . yawn.* This character is an abbreviation of the name of the continent of **Europe**. [8]

1300

physician

医

*Box . . . dart.* [7]

❖

stamp collection

印

A *box* and *stamps* gives us a **stamp collection**. Take care not to confuse this primitive with that for *letter opener* (page 297). [4]

ㇰ 印

1301

look up to

仰

*Person . . . stamp collection.* [6]

1302

greet

迎

*Stamp collection . . . road.* [7]

❖

teepee

ㇰ

The dots at the top of this tent are the wooden poles protruding outside the canvas walls of a **teepee**. This primitive will only be used in one character here, but will prove useful in Book 2. [5]

ㇰ ㇱ ㇲ ㇳ ㇴ

1303

ascend

登

*Teepee . . . table.* [12]

1304

send out

发

Think of “man’s best *friend*” (here, the perky little *chihuahua* that shares a stroke with the character for *friend*) being **sent out** to take out the trash and pick up the morning paper, the mail, and the milk. The first half-stroke can be any of those things he is carrying in his mouth.

The stroke order should come naturally to you by now, but to be safe, pay attention to the sequence below [5]

一 丩 𠂇 发 发

- ❖ Though we have only one instance of this character serving as a primitive in Book 1, it will be helpful to assign it the meaning of a *courier* in connection with the above explanation. It will reappear in Book 2.

1305

discard<sup>(v)</sup>

废

*Cave . . . courier.* [8]

## LESSON 44

WE COME NOW to a class of elements loosely associated with shape and form. To these we may append the remaining elements in Book 1 having to do with color.

❖		rooster tail
彡	The three simple strokes of this element depict a rooster tail. [3]	
1306		shape <sup>(N.)</sup>
形	Two hands . . . rooster tail. [7]	
1307		shadow <sup>(N.)</sup>
影	Scenery . . . rooster tail. [15]	
1308		hue
彩	Pick. . . rooster tail. [11]	
1309		have to
須	Rooster tail . . . head. This is the only time that the rooster tail is placed to the left of its relative element, the head. [9]	
1310		participate
参	Our lovable <i>St. Bernard</i> dog was invited to participate in the short track speed skating event at the Animal Winter Olympics. Unfortunately, he was disqualified early on for excessive roughness, because of all the <i>elbows</i> he threw at the captain of the Poultry Team, who lost his balance and had his <i>rooster tail</i> cut off by a skate blade. [8]	
	△ 矢 参	
❖	When this character is used as a primitive, we will take it to mean a knock-down, drag-out <i>brawl</i> .	

1311		wretched
惨	A state of mind . . . brawl. [11]	
1312		repair <sup>(v.)</sup>
修	Person . . . walking stick . . . walking legs . . . rooster tail. [9]	
❖		cocktail
伞	The little <i>umbrella</i> used as a garnish in tropical drinks combines with a <i>rooster tail</i> to give us a perfect way to remember the primitive for a <b>cocktail</b> . [5]	
1313		rare
珍	Jewel . . . cocktail. [9]	
1314		products
产	This element shows you dressed up like a zucchini, <i>standing up</i> on the edge of a <i>cliff</i> and about to do a bungi-jump to earn a little extra cash by advertising fresh-grown organic farm <b>products</b> . [6]	
	产	
	❖ The primitive meaning will be a <i>bungi-jumper</i> .	
1315		erudite
彦	Bungi-jumper . . . rooster tail. [9]	
1316		countenance <sup>(n.)</sup>
颜	Erudite . . . head. [15]	
1317		literature
文	When you think of your first classes in <b>literature</b> , your mind no doubt goes back to similes, metaphors, synecdoches, litotes, and all those other figures of speech and highfalutin' language patterns that you had to memorize, with the result that you all but lost your taste for the subject. The <i>top hat</i> indicates a connoisseur of fine <b>literature</b> who keeps under his hat that whole	

tangle of patterns (the “criss-cross” strokes—not really a *sheaf*, but close). [4]

、 丿 ㇇ 文

- ❖ To make the criss-cross pattern mentioned above easier to remember, think of the Scottish plaid on a tam-o'-shanter (the *top hat*) and kilt. From there, we get the primitive meaning of this character: a *Highlander*.

1318

mosquito

蚊

*Insect ... Highlander.* [10]

1319

this

这

*Highlander ... road.* In order not to confuse this key word with the literary *this* (FRAME 460), associate the word here with a common phrase such as “**This road** is going nowhere fast.” [7]

1320

identical

齐

*Highlander ... crutches.* [6]

1321

relieve

济

*Water ... identical.* The sense of the key word is to “bring relief” to someone in need. [9]

❖

sparkler

、 丿

The four strokes here, which usually come two on each side of another primitive element to tell you what it is that is sparkling, can appear as drops (㇇), as straight lines (㇇), or as shown in this frame, which is a lot closer to what *sparklers* look like. You can follow the hand-drawn sample below, but you are bound to run into the other two alternatives from time to time.

The only cases in which these shapes do NOT take the meaning *sparkler* is when the element in the middle is a vertical line, as in the shape already learned for *snowflake* (❄). [4]

、 丿 丿 丿

1322		rate <sup>(n.)</sup>
率	As in a “tax rate.” <i>Top hat . . . cocoon-sparkler . . . needle.</i> [11]	
1323		tumble <sup>(v.)</sup>
摔	<i>Fingers . . . rate.</i> [14]	
1324		center
央	The elements depict a <i>St. Bernard</i> with its head and paws keeping their stick-like form, but with the middle or center of its body filled out in a box-like shape. [5]	
	、 冂 口 艹 央	
1325		England
英	<i>Flowers . . . center.</i> This is another abbreviation used to identify a country by the pronunciation of the character. [8]	
❖		Victorian lady
奂	When you think of something <i>bound up</i> in the center (the elements that make up this primitive), what better image than the classical hourglass figure of the <b>Victorian lady</b> . During the last half of the nineteenth century, such women, in quest of a thirteen-inch waist, would lace up their midsections in corsets that all but cut off their breathing and circulation. The idea, apparently, was that when they fainted, they would cut an elegant figure in the arms of the gentleman who stepped in to catch them.	
	Take note of the fact that the fourth stroke of center is cut short here to avoid overwriting the element for <i>bound up</i> . [7]	
	ㄣ 奂 奂	
1326		call out
唤	<i>Mouth . . . Victorian lady.</i> [10]	

1327		exchange <sup>(v.)</sup>
换	<i>Fingers . . . Victorian lady.</i> [10]	
1328		crust
巴	This character—whose principal use is for its phonetic value in transliterations—is shaped roughly like the <i>snake</i> , but pay attention to the difference when writing it. Think of the indentations your grandma made with her thumb on the outer rim of a pie <b>crust</b> to beautify it, though it can also refer to the kind of <b>crust</b> that sticks to pots and skillets during cooking. [4]	
	ㄣ ㄨ ㄨ 巴	
	❖ Even though the key word is graphic and useful on its own, the added primitive meaning of a <i>mosaic</i> or piece of a <i>mosaic</i> can also come in handy.	
1329		grasp <sup>(v.)</sup>
把	<i>Fingers . . . mosaic.</i> [7]	
1330		papa
爸	<i>Father . . . mosaic.</i> [8]	
1331		bar <sup>(n.)</sup>
吧	<i>Mouth. . . mosaic.</i> The key word refers to the kind of <b>bar</b> at which drinks are served. [7]	
1332		color <sup>(n.)</sup>
色	<i>Bound up . . . mosaic.</i> [6]	
1333		discontinue
绝	<i>Thread . . . color.</i> [9]	
1334		gorgeous
艳	<i>Bushes . . . color.</i> [10]	

## LESSON 45

A NUMBER OF containers of various sorts can be gathered together here. Most of them have limited use as primitives, but none of them should cause any particular difficulty.

1335

sweet

甘

This character is a pictograph of a small wicker basket. (The extra short stroke in the middle helps keep it distinct from the character for *twenty*.) All one needs to add is the image of something *sweet* carried in the basket, and the union of picture and meaning is complete. [5]

一 十 竹 甘 甘

- ❖ Used as a primitive, this will mean a *wicker basket*, the small kind you take on a picnic.

1336

such and such <sup>(ADJ.)</sup>

某

*Wicker basket . . . tree*. The key word here refers to an undetermined or unspecified thing or person (a so and so). [9]

1337

his-hers-its-theirs

其

This container, which is a bit larger than the *wicker basket* and has two *legs* at the bottom, is a clothes hamper filled with towels marked *his*, *hers*, *its* (for the cat), and *theirs*. [8]

一 十 竹 甘 甘 其 其

- ❖ When used as a primitive, this character will retain the meaning of a *hamper*.

1338

period of time

期

*Hamper . . . month*. As the *month* indicates, this has to do with *periods of time*. [12]



1339

base<sup>(n.)</sup>

基

This refers to the foundation of something, not to a chemical substance or the “base” of baseball. Its primitives are: *hamper* ... *soil*. [11]

1340

tremendously

甚

*Hamper* ... *fishhook*. [9]

1341

Sphinx

斯

This character is used in family names, but also appears as the first and last character of the Chinese word for the mythical **Sphinx**. Its elements: *hamper* ... *tomahawk*. [12]

❖

purse

屮

By adding a single stroke at the bottom of the character for *middle*, we get a sort of pictograph of a **purse**. [5]

口 中 屮

1342

expensive

贵

*Purse* ... *shells*. [9]

1343

bequeath

遗

*Expensive* ... *road*. [12]

1344

dance<sup>(n./v.)</sup>

舞

The top two strokes show someone *reclining*, and the next six are a pictograph of an *oaken tub* ribbed with metal strips, like the kind once used for bathing. At the bottom, *evening* and *monocle* round off the character.

This character can be used as a noun or a verb, [14]

一 二 仁 年 舞 舞 舞

舞 舞

## LESSON 46

THE SEVERAL PRIMITIVES we turn to next have to do with the position and disposition of things in relation to one another. They are few but deserve special attention, which is why we have set them aside for the shortest lesson in Book 1.

1345		moreover
且	The pictographic representation in the primitive shown here is a small stand with horizontal shelves. (It differs from the character and primitive for an <i>eye</i> only in its final stroke, which extends beyond the two vertical strokes at both ends.) Think of the shelves as filled up with knickknacks, so that you can only put <b>more</b> “over” it on the top, where they risk falling off. [5]	
		目 且
	❖ This character’s meaning as a primitive element will remain <i>shelf</i> .	
1346		older sister
姐	Woman . . . <i>shelf</i> . [8]	
1347		group <sup>(n.)</sup>
组	Thread . . . <i>shelf</i> . [8]	
1348		ancestor
祖	Altar . . . <i>shelf</i> . [9]	
1349		assist <sup>(v.)</sup>
助	<i>Shelf</i> . . . <i>power</i> . The reason the <i>shelf</i> appears on the left here is that the right side is the normal position for <i>power</i> , the stronger primitive. [7]	

❖ 並	side by side This character is a slightly stylized duplication of all three vertical strokes in the character for <i>stand up</i> . By lengthening the sixth and seventh strokes, you will see how this is done. [8] 丶 丷 𠄎 𠄎 𠄎 𠄎 並
1350 普	universal <i>Side by side . . . sun.</i> [12]
1351 业	profession You might try thinking of beginning your <b>profession</b> <i>side by side</i> with others of the same aspiration, and then gradually distinguishing yourself and standing apart ( <i>side by side</i> minus the top three strokes). [5]
1352 显	obvious <i>Sun . . . profession.</i> [9]
1353 亚	Asia The key word is chosen because this character is chiefly used for its phonetic value, one of the most common usages being in the term for <b>Asia</b> . The elements: <i>one . . . profession.</i> [6]
1354 恶	evil <sup>(N./ADJ.)</sup> <i>Asia . . . heart.</i> [10]
1355 严	strict <i>Asia . . . cliff.</i> [7]
1356 共	together <i>Salad . . . animal legs.</i> We leave it to your culinary imagination to decide what kind of <i>animal legs</i> best go <b>together</b> with your favorite <i>salad</i> . [6]

1357		supply <sup>(n./v.)</sup>
供	<i>Person . . . together.</i> [8]	
1358		lane
巷	<i>Together . . . snakeskin.</i> [9]	
1359		port <sup>(n.)</sup>
港	<i>Water . . . lane.</i> [12]	

## LESSON 47

THIS NEXT LESSON IS COMPOSED OF characters whose primitives are grouped according to shape rather than meaning. Each of them makes use, in one way or another, of squares and crossing lines. While this might have brought confusion earlier, we know enough primitives at this stage to introduce them together without risking any confusion.

1360		well <sup>(n.)</sup>
井	Recalling that there are no circular strokes, and that the shape of the square and the square within a square (FRAME 554) have already been used, it should be relatively easy to see how this character can be consider a pictograph of a well. [4]	
	一 二 井 井	
1361		lecture <sup>(v.)</sup>
讲	Words ... well. [6]	
1362		advance <sup>(v.)</sup>
进	Well ... road. [7]	
1363		angle
角	Bound up ... screwdriver. [7]	
	ㄥ 角	
	❖ When this character is used as a primitive, it might be helpful to think of a <i>carpenter's square</i> , a meaning suggested directly by the key word.	
1364		untie
解	Carpenter's square ... dagger ... cow. [13]	

1365

orifice

嘴

This character really has the same meaning as the simple pictograph for *mouth* that we learned in the very first lesson. Since it is far more elaborate, we choose a more elegant key word to represent it. The elements: *mouth* ... *this (literary)* ... *carpenter's square*. [16]

1366

once more

再

*Ceiling* ... *glass cover* ... *soil*. Note how the final stroke of *soil* extends outside of the *glass cover*, unlike the character for *angle* that we just learned. [6]

一 冂 再

❖

tome

册

If you rip off the cover of a thick **tome**, on the spine you will see stitching and binding that looks pretty much like this character. Caution: this is sure to get you into serious trouble with the librarian. [5]

冂 冂 冂 冂

1367

flat<sup>(ADJ.)</sup>

扁

The *book cover* that you just ripped off the *tome* in the last frame, the “*door*” to the *tome*, is lying **flat** on the floor, right where you let it fall, and where you will soon join it when the librarian comes in to punch your lights out. [9]

户 扁

❖ When this character is used as a primitive, it takes on the meaning of *book cover* from the explanation above.

1368

piece of writing

篇

*Bamboo* ... *book cover*. [15]

1369

编

*Thread . . . book cover.* [12]

compile

1370

典

We introduce the character for a **canon** (a collection of scriptural or authoritative books) here because of its connection to the characters treated immediately above. It is based on the character for *bent* (FRAME 967), whose last stroke is lengthened to coincide with the first stroke of the element for *tool*. [8]

canon

## LESSON 48

A FEW PRIMITIVES HAVING to do with groupings and classifications of people remain to be learned, and we may bring them all together here in this short lesson.

1371	氏	family name Pay close attention to the stroke order of the elements when learning to write this character. The elements: <i>eyedropper</i> . . . <i>plow</i> . . . <i>a one</i> . . . <i>fishhook</i> . [4]
		一 丨 尸 氏
1372	纸	paper <i>Thread</i> . . . <i>family name</i> . [7]
1373	昏	dusk <i>Family name</i> . . . <i>sun</i> . [8]
1374	婚	marriage <i>Woman</i> . . . <i>family name</i> . . . <i>day</i> . You could, of course, use <i>dusk</i> in place of the final two primitives, but this is one of those cases in which breaking a compound primitive up into its original parts is helpful in composing a story. [11]
	❖ 氏	calling card <i>Family name</i> . . . <i>drop of</i> . The primitive meaning refers to the <b>calling cards</b> used by professionals to identify their name and position. [5]
1375	低	low <i>Person</i> . . . <i>calling card</i> . [7]



1376		bottom
底	Cave ... calling card. [8]	
1377		people
民	In place of the <i>drop</i> at the start of the character for <i>family name</i> , we have a <i>mouth</i> , which makes you think of the "vox populi" [5]	
	㇀ ㇁ 尸 尸 民	
1378		slumber <sup>(N.)</sup>
眠	Eyes ... people. [10]	
1379		Fu
甫	This key word is a surname. In case there is no one named Fu in your circle of immediate acquaintances, you might take the evil genius with the trademark moustache, Dr. Fu Manchu, as a hitching post for the primitives in this character: <i>needle</i> ... <i>screwdriver</i> ... <i>drop</i> . [7]	
	一 厂 万 月 月 甫 甫	
	❖ Since the key word refers to a surname, when the character serves as a primitive, you can think of it as a <i>dog tag</i> , either the kind you actually hang around the neck of Rover or an identification tag handed out to soldiers.	
1380		supplement <sup>(V.)</sup>
辅	Cart ... dog tag. [11]	
❖ 專		gummed label
	The elements for <i>dog tag</i> and <i>glue</i> should be easy enough to associate with the primitive meaning, <i>gummed label</i> . [10]	
	甫 專	

1381		knowledgeable
博	<i>Needle . . . gummed label.</i> [12]	
1382		wrestle
搏	<i>Fingers . . . gummed label.</i> [13]	
❖		city walls
阝	On the left, and rather more pressed in its form, this element means the high spot of a village, or its <i>pinnacle</i> . On the right side, in the form shown here, it means the lowest part of the city, around which its walls rise up as a protection against invaders. Hence we nickname this element: <b>city walls</b> . [2]	
1383		metropolis
都	<i>Puppet . . . city walls.</i> [10]	
1384		department
部	<i>Muzzle . . . city walls.</i> [10]	
1385		young man
郎	<i>Halo . . . city walls.</i> [8]	
1386		help <sup>(v.)</sup>
帮	<i>Bushes . . . city walls . . . towel.</i> [9]	
1387		countryside
乡	The character for <b>countryside</b> is a <i>cocoon</i> with a long thread on the end. The association with the key word is left up to you. [3]	

## LESSON 49

IN THIS SHORT lesson of thirteen characters we introduce three new primitives. They could have been left for the next lesson, but we put them here to give you a breather before you head down the home stretch.

1388		section <sup>(N.)</sup>
段	The character for <b>section</b> shows us a new element on the left: the familiar primitive for <i>staples</i> with an additional stroke cutting through the vertical stroke. It is easiest in these cases to make a primitive related to what we already know. Hence, we call it a <i>staple gun</i> . To the right, <i>missile</i> . [9]	
	𠄎 𠄎 段	
1389		forge <sup>(V.)</sup>
鍛	This character has nothing to do with the forgery of documents. It refers, rather, to the tempering of metal and, by extension, of one's physique. Its primitives: <i>metal</i> . . . <i>section</i> . [14]	
❖		clothes hanger
𠄎	The primitive for <b>clothes hanger</b> looks like its name. [1]	
1390		unreal
幻	<i>Cocoon</i> . . . <i>clothes hanger</i> . [4]	
1391		take charge of
司	<i>Clothes hanger</i> . . . <i>one</i> . . . <i>mouth</i> . [5]	
1392		word <sup>(N.)</sup>
词	Here we meet the proper name for all the various images of "words" we used to make the character for <i>say</i> more concrete when used as a primitive. Its elements suggest that when you	

say things you are *taking charge* of the **words** that a language puts at your disposal. [7]

1393

book

书

This final character of the lesson will take special attention and require some ingenuity on your part. It begins with *key* and *clothes hanger* (note the doubling up of the stroke), and then is followed by a *walking stick* and a single *drop*. You might think of a particular **book** you are fond of when inventing your story. [4]

丿 冫 书 书

1394

boat

舟

After the *drop* and the *glass cover*, we come to a combination of three strokes that we met only once before, in the character for *mother* (FRAME 105). The pictographic meaning we gave it there has no etymological relationship to this character, but use it if it helps. [6]

丿 丿 舟 舟 舟 舟

❖

belch

𠂇

A **belch** is a little more complicated than *wind* in the *mouth*, but the effect is the same. In addition to the example in the following frame, we will meet others in Book 2. [5]

几 𠂇

1395

ship<sup>(N.)</sup>

船

Boat ... *belch*. [11]

1396

sort<sup>(N.)</sup>

般

Boat ... *missile*. [10]

1397		tray
盘	<i>Boat . . . dish.</i> [11]	
1398		relocate
搬	<i>Fingers . . . sort.</i> [13]	
1399		melon
瓜	The only thing that distinguishes this from the <i>claw</i> is the <i>elbow</i> , made by doubling up the third stroke and adding a fourth. [5]	
	一 厂 瓜 瓜 瓜	
1400		orphan
孤	<i>Child . . . melon.</i> [8]	

## LESSON 50

AS WE SAID WE would do back in Lesson 28, we now leave the beaten path to gather up characters left aside, either because they form exceptions to the rules and patterns we have been learning, or simply because they fell between the cracks along the way. The list is not large and has a number of repeating patterns.

1401	benefit <sup>(N.)</sup>
益	The bottom part of this character is clearly a <i>dish</i> . The top part can be taken in either of two ways: (1) as a <i>sparkler</i> with a <i>one</i> in the middle, or (2) as <i>horns</i> and <i>animal legs</i> . [10]
❖	braces <sup>(N.)</sup>
段	The primitive for <b>braces</b> begins with the <i>mouth</i> full of <i>staples</i> that you actually pay someone to inflict on you. And as if this weren't enough, the right side of the primitive shows another <i>brace</i> , reaching from your <i>mouth</i> all the way around your head and back <i>again</i> , in order to keep your jaw from growing while your teeth are growing straight. [9]
	𠂇 尸 𠂇 段
1402	vacation <sup>(N.)</sup>
假	<i>Person ... braces</i> . [11]
1403	spare time
暇	<i>Day ... braces</i> . [13]
1404	air <sup>(N.)</sup>
气	This character refers to the changeable moods and airs of one's personality as well as to the <i>air</i> that we breathe. It is also used for that mysterious vital energy or life force that the Chinese call <i>qi</i> . Its elements are: <i>reclining ... floor ... fishhook</i> . [4]

1405

vapor

汽

Think of this character as a sibling of that for *air*. Simply add three drops of *water* on the left in order to get *vapor*. [7]

1406

face-to-face

面

The shape of this character aside, there are really only two elements that make it up: *hundred* and *eyeball*. Look at the first four strokes in the drawing sample below and you will see that they are the start of the character for *hundred*, only drawn more broadly to leave room for the *eyeball*.

Let the key word *face-to-face* suggests two people “facing” each other, but here we see a *hundred* of them, fifty on a side, staring each other down, right up close, *eyeball* to *eyeball*. [9]

一 丿 丿 丿 而 而 而 而  
面 面

1407

leather<sup>(N.)</sup>

革

After the *twenty* at the top, we have a *mouth* and a *needle*. Think of a tanner preparing a fine piece of *leather* to make a belt, with the *twenty mouths* being the holes, and the *needle* a strange replacement for the buckle. [9]

廿 口 针 革

1408

shoes

鞋

*Leather ... bricks*. [15]

1409

tighten

勒

*Leather ... muscle*. [11]

❖  
𣪠

civil war

Think of any *civil war* you want for this primitive element. The basic ingredients are always the same: *soldiers*, a *flag* split down the middle (the extra vertical line), and *missiles* being cast by countrymen against each other. [11]

## 士 声 殼

1410

fragrant

馨

*Civil war . . . perfume.* [20]

1411

voice<sup>(N.)</sup>

声

This character shows only the civil-war *soldier* standing on the divided *flag*. Since he is not bearing a weapon (no *missile*), we may assume that he is an “embedded journalist” giving a *voice* to those who are sacrificing themselves for their cause. [7]

1412

undertake

承

The key word suggests a new venture or challenge that one **undertakes**. The elements overlap each other and require care in writing correctly: the second stroke of *-ed* and the first of *water* overlap; and the element for *three* is tucked in the middle of the whole character.

To weave this all together, think of yourself swimming in a 200-meter race. You have just *-ed* (*suffer-ed* or *enjoy-ed*, at any rate *complet-ed*) *three* laps in the *water* and the only thing left to **undertake** is that difficult final lap. The problem is, you have never swum more than *three* laps in your life. Exhausted, but determined to finish, you grab hold of the lane rope and drag yourself along, gasping for breath, into last place—and a celophane ribbon. [8]

了 手 承 承 承

1413

steam<sup>(V.)</sup>

蒸

The *flower* at the top and the *floor* with the *cooking fire* beneath are familiar. The problem lies in between: the character for *-ed*, that doubles up with the first stroke of *water*. [13]

艹 苜 芽 菘 菘 蒸



## LESSON 51

THE FINAL grouping of characters revolves about elements related to animals. It is a rather large group, and will take us all of four lessons to complete. We begin with a few recurring elements related to parts of animal bodies.

1414

tooth

牙

If you play with this primitive's form with pencil and paper, you will see that it begins with a *box*-like shape, and ends with the final two strokes of the *spear*, a convenient combination for the **tooth** protruding from the mouth of an animal. [4]

一 二 牙 牙

❖ The primitive meaning of this character will be changed to the more colorful image of a *tusk*.

1415

pass through

穿

Take advantage of the elements *hole* and *tusk* to remember this key word in the very concrete sense of one object being made to **pass through** another. [9]

1416

wow!

呀

*Mouth . . . tusk*. This character is used as a particle to express surprise. [7]

❖

采

droppings

Having already met the primitive for human *footprints*, we now introduce the one for the **droppings** that count as animal tracks. Its elements are simply: *a drop of . . . rice*. [7]

1417

explain

释

*Droppings . . . crotch . . . cornstalk*. [12]

1418		try <sup>(n.)</sup>
番	<i>Droppings . . . rice field.</i> This key word carries the sense of taking the time and effort to do something—to have a try at something. There are many ways of saying this: as in to have a go, take a whack, a crack, a stab, or a shot at something. [12]	
	❖ When this character is used as a primitive element, we choose the image of <i>fertilizer</i> , from the combination of elements that make it up.	
1419		turn over
翻	<i>Fertilizer . . . feathers.</i> [18]	
1420		broadcast <sup>(v.)</sup>
播	<i>Fingers . . . fertilizer.</i> [15]	
1421		fur
毛	This character simply reverses and elongates the final stroke of <i>hand</i> to produce <i>fur</i> . If you reverse your <i>hand</i> and put it palm down, you will have the side on which <i>fur</i> grows. [4]	
	三 毛	
1422		tail
尾	<i>Flag . . . fur.</i> [7]	
1423		pen
笔	<i>Bamboo . . . fur.</i> [10]	
❖		fur ball
毛	This element is clearly derived from that for <i>fur</i> . By leaving out the second stroke, we get simply a <i>fur ball</i> . [3]	
1424		entrust
托	<i>Fingers . . . fur ball.</i> [6]	

1425

dwelling<sup>(N.)</sup>

宅

*House ... fur ball.* [6]

❖

barrette

𠂔

Here we have a quasi-pictograph of the colorful and decorated **barrette**, that clip used to bind up long hair. Note its similarity to the *scarf*, which differs only in the way the first stroke is drawn. As we will see, the first stroke of **barrette** frequently doubles up with the final stroke of the primitive above it. [4]

一 𠂔 𠂔 𠂔

1426

unfold

展

*Flag ... salad ... barrette.* Note that the final stroke of *salad* and the first stroke of *barrette* double up here. [10]

1427

funeral

喪

*Soil ... animal horns ... barrette.* Note that the final stroke of *soil* and the first stroke of *barrette* double up, and that the *animal horns* are drawn before the final stroke of *soil*. [8]

十 巾 立 喪

We end this lesson with an extremely simple form which, given the approach of this book, turns out to be more difficult to handle than most of the really complex characters.

1428

long

长

The farmer's *plow* is way too **long**, and when it breaks beneath the surface of the field he is tilling (the *floor*, here), it digs down to the Jurassic Period. If you look closely you can see one loose *animal horn* and one disconnected *animal leg*. [4]

' 一 长 长

1429		stretch <sup>(v.)</sup>
张	Bow ... long. [7]	
1430		swell <sup>(v.)</sup>
涨	Water ... stretch. [10]	

## LESSON 52

WE TURN NOW to the animals themselves, beginning with a few of our feathered friends. Some of the primitives introduced here and in the remainder of Book 1 come with few examples, but they will prove useful when you get to Book 2.

❖		birdman
隹	The combination of the elements for <i>person</i> and <i>turkey</i> give us a new superhero— <b>birdman</b> . [10]	
1431		wild goose
雁	<i>Cliff . . . birdman</i> . [12]	
❖		owl
㇀	We have met these three strokes before. When they come under another stroke, they represent a <i>claw</i> , and thence a <i>vulture</i> . And when placed atop a roof structure, they create a <i>schoolhouse</i> . The owl has something to do with both: it is a bird of prey, and it has come to be associated with learning. [3]	
1432		ought to
应	<i>Cave . . . owl . . . floor</i> . [7]	
1433		excitement
兴	<i>Owl . . . floor . . . animal legs</i> . [6]	
1434		lift up
举	<i>Excitement . . . cornstalk</i> . [9]	
❖		hootenanny
𠂇	The <i>meeting of owls</i> here will stand for the original hootenanny on which the country festivals were based. If you can see the	

owls with banjos and a piece of straw in their beaks, their feet stomping out the beat on the *floor*, the image should be simple to remember. [7]

1435



*Tree ... hootenanny.* [11]

examine

1436



*Part of the body ... hootenanny.* [11]

face<sup>(N.)</sup>

1437



*Pinnacle ... hootenanny.* [10]

perilous

1438



Logically enough for a **bird**, this character begins with *orientation* (in form, if not in stroke order). It replaces the final *mouth* with a little *drop* (clearly a beak, which is pretty far from a round *mouth*). The long, *pointed tail* belongs to a particularly vindictive breed of “pointer” pheasants used to hunt down the descendent of the dogs that were once used to hunt their ancestors. [5]

bird



1439



*Crotch/right hand ... bird.* [7]

chicken

1440



*Cave ... birdman ... bird.* [18]

hawk

1441



*First ... bird.* [10]

duck<sup>(N.)</sup>

1442

島

island

The *bird's tail* is tucked under here, because it has come to stop on a *mountain* to rest from its journey across the waters. Thus the character comes to mean an **island**. [7]

❖  
禺

Talking Cricket

Combine the *insect* with a *brain* (observe the writing) and a *belt* to create the **Talking Cricket** who served as Pinocchio's conscience. (The *belt* is there because he pulls it off to give the unrepentant little marionette a bit of "strap" now and again.) [9]

日 禺 禺 禺

1443

遇

encounter<sup>(v.)</sup>

*Talking Cricket* ... road. [12]

❖  
缶

tin can

Although the primitive meaning has no reference to animals, one of the parts does: a *stick horse* on a *mountain*. (The primitive meaning of **tin can** is a fanciful modernization of a now infrequent character that originally meant "clay vessel.") [6]

午 缶

1444

缺

deficient

*Tin can* ... guillotine. [10]

❖  
罍

can opener

The rather unusual **can opener** shown here is something the Flintstones might have dreamed up. It is a simple *vulture's claw*, which is sharp enough to cut through your ordinary household *tin can*. [10]

1445

遥

remote<sup>(ADJ.)</sup>

*Can opener* ... road. [13]

1446		shake <sup>(v)</sup>
摇	<i>Fingers... can opener.</i> [13]	
1447		rabbit
兔	This character is supposed to be a pictograph of a rabbit, but like most such characters it is easier to recognize it as such than to reproduce it. So we revert to playing with the component primitives: <i>bound up... mouth... human legs... a drop</i> . Note how the first of the two <i>human legs</i> runs through the <i>mouth</i> . As the final stroke suggests, this is one of those cute little backyard bunny rabbits that we associate with Easter. [8]	
	ㄣ 𠂆 兔 兔	
1448		flee
逸	<i>Rabbit... road.</i> [11]	
1449		avoid
免	The rabbit becomes a <i>hare</i> by taking away the fluffy cotton tail, a trick that evolution has devised to help them <b>avoid</b> being so visible to hunters and other critters that prey on them. [7] ❖ The primitive meaning will remain <i>hare</i> .	
1450		nightfall
晚	<i>Sun... hare.</i> [11]	
1451		elephant
象	A <i>rabbit's</i> head and a <i>sow's</i> body represents an <b>elephant</b> . Little wonder that the character also means "phenomenon"! [11] ㄣ 𠂆 𠂆 豕 象	
1452		likeness
像	This key word refers to the kind of <b>likeness</b> that a portrait or effigy captures. Its elements: <i>person... elephant.</i> [13]	



## LESSON 53

NOW THAT WE have come as far as the elephant, we may continue on with more of the larger animals. Fortunately, this group will cause us much less of a headache than the preceding series, since there are fewer new primitives and their use is more frequent.

1453

horse

马

Almost everything about this character is odd. The first stroke of this character is not useful as a primitive, so think of it as the head and mane of the **horse**. The element for *snare* that follows does not actually touch the first stroke, as we would expect it to do when “doubling up.” Only the final stroke give us some relief: the *pointed tail*. You should not have any trouble with this final stroke, but if you do, think of using a Clydesdale to help you in duck hunting. See the poor beast struggle to run across the swamp, holding his tail out straight and pointing his nose at the prey. [3]

7 马 马

1454

mama

妈

Woman ... horse. [6]

1455

yes or no

吗

This character is a particle added to the end of a sentence to turn it into a question that anticipates a **yes or no** answer. Its elements: *mouth ... horse*. [6]

1456

scold<sup>(v.)</sup>

骂

Chatterbox ... horse. [9]

1457

check<sup>(v.)</sup>

验

Horse ... hootenanny. [10]



drawings to real deer, Stone Age people hoped to acquire power over the animal in the hunt; and by *comparing* themselves to the deer, to take on that animal's characteristics. But time has locked with a "double-key" (the extra stroke through the element for *key*) the real secret of this art form from us, and we can only surmise such meanings. But more important than the enigmas of the troglodytic mind is the way in which *caves*, a double-key, and *compare* give us the character for deer. [11]

广 户 庠 庠 庠 鹿

1463

bear<sup>(N.)</sup>

熊

*Elbow ... flesh ... spoon atop a spoon ... cooking fire.* [14]

1464

ability

能

Try relating this character to that of the previous frame. For instance, you might imagine that the test of **ability** envisioned here is removing the *bear* from the cooking fire. [10]

## LESSON 54

THE GROUPING of characters in this lesson is based on primitives related to fantastical animals and beings. We begin with two animals belonging to the Chinese zodiac.

1465		sign of the tiger
寅	House . . . ceiling . . . sprout . . . animal legs. [11]	
1466		perform
演	Water . . . sign of the tiger. [14]	
1467		sign of the dragon
辰	To keep the character for the astrological <b>sign of the dragon</b> distinct from the actual dragon, think of someone particularly draconic born in the year of the dragon (2000 and every year a multiple of 12 before and after it). The elements: <i>cliff . . . two . . . barrettes</i> . Here again, note that the first stroke of <i>barrette</i> doubles up with the second stroke of the primitive above it. [7]	
1468		morning
晨	Sun . . . sign of the dragon. [11]	
1469		shut <sup>(v.)</sup>
关	The story is told of the people of the Exodus who, dissatisfied with Moses' leadership, collected their gold ornaments and melted them down to fashion a golden calf for an idol. The <i>animal horns</i> and <i>heavens</i> here represent that god of theirs, and their way of <b>shutting</b> Moses out. [6]	
	❖ As a primitive element itself, we will keep the graphic image of the <i>golden calf</i> .	

1470		deliver
送	Golden calf ... road. [9]	
1471		unite
联	Ear ... golden calf. [12]	
1472		ghost
鬼	Drop of ... brains ... human legs ... elbow. Note that the sixth stroke doubles up with the middle vertical stroke of <i>brains</i> , which also changes the stroke order for <i>brains</i> in this and the following character. [9]	
白 白 白 𠂇 鬼 鬼		
1473		demon
魔	Hemp ... ghost. [20]	
1474		dragon
龙	This character shows a <i>pooch</i> with a long trail of <i>spoons</i> attached to his tail. Obviously it has been dressed up to look like a <b>dragon</b> in a school drama presentation of Camelot. In order not to confuse this character with the zodiacal <i>sign of the dragon</i> , learned earlier in FRAME 1467, you might think here of a parade <b>dragon</b> . The stroke order needs to be paid attention to, though it follows the rules. [5]	
一 丩 𠂇 龙 龙		
1475		raid <sup>(v.)</sup>
袭	Dragon ... clothing. [11]	

## LESSON 55

THIS FINAL LESSON, one of the longest in Book 1, is intended to complete this volume and prepare for the transition to Book 2. A number of characters have been reserved for this purpose and arranged into 10 groups, the last of which is a short assortment of stragglers.

❖

razor wire

刃

Razor wire refers to a type of fencing meant to keep people in or out. It is represented by a *dagger* with two razor-sharp metal barbs (the two horizontal strokes) attached to it. [4]

了 刁 刁 刃

1476

that

那

*Razor wire* and *pinnacle* suggest a high-security prison like the famous Alcatraz. How do we associate this with the key word? We suggest imagining yourself on a tour-guided cruise around San Francisco Bay. At one point, one of the visitors points to a small island and asks, "What's **THAT**?" The guide answers theatrically, "**That**, my friends, is the famous Alcatraz!" [6]

❖ The primitive meaning will be *Alcatraz*, from the above explanation.

1477

which?

哪

"Which witch wishes?" This is a sentence you might have been asked to pronounce in primary school holding a thin strip of paper under your *mouth* so that it will flutter when the word "which" is properly pronounced and remain still when the words "witch wishes" are spoken. It's a bit of a tongue-twister, but the warden at *Alcatraz*, herself a former third-grade teacher, insisted that inmates pronounce it correctly three times in quick succession or face solitary confinement. [9]

1478

dos

两

Assuming that everyone knows how to count at least uno-**dos**-tres in Spanish, we can use this key word to indicate the number “2” used before a classifier or measure word. The character actually depicts **dos persons** who are “hitched” (the *belt*) to the matrimonial yoke (the top horizontal line). [7]

❖ As a primitive, we will take this to mean a *yoke*, the kind used to bind a pair of oxen.

1479

duo

俩

Person . . . yoke. [9]

1480

full

满

Water . . . flowers . . . yoke. [13]

1481

county

县

Eye . . . wall. Note how the final stroke of *eye* and the first stroke of *wall* double up. [7]

1482

suspend

悬

In the sense of “hang,” not “interrupt.” *County . . . heart*. [11]

❖

GPS

囟

The small box with an antenna coming out the top suggests a handheld electronic device. On the screen, we see only a pair of *walking legs*. This suggests a portable Global Positioning System or **GPS**. [7]

1483

window

窗

Hole . . . GPS. [12]

1484

electricity

电

Think of the legend of Benjamin Franklin out in a storm flying a kite with a key on the string. (If he had actually used a key, he would have run the danger of being electrocuted.) This charac-

ter knows better, showing us only a pictograph of the kite as an image of **electricity**. [5]

❖  
奄

hang glider

The **hang glider** is like a gigantic kite that is strong enough to support the weight of someone flying around on it. The image of the kite from the last frame and the element for *large* give us just that. [8]

大 奄

1485

conceal

掩

*Fingers ... hang glider.* [11]

1486

clown

丑

If you look closely at this character you will see a *needle* being used as a *key*—clearly the sign of a lock-picker at work. We leave it to you to associate this with the key word. [4]

丿 丩 开 丑

1487

twist<sup>(v)</sup>

扭

*Fingers ... clown.* [7]

1488

yellow

黄

The only thing that distinguishes **yellow** from the *sign of the tiger* (FRAME 1465) is the top element: *flowers* instead of *house*. Think of a lei made of **yellow sign-of-the-tiger** lilies, the kind a Hawaiian astrologist might try to sell you. [11]

1489

horizontal

横

*Tree ... yellow.* [15]

1490

crimson

赤

*Soil ... saber ... animal legs.* [7]



1491

likewise

亦

No doubt your imagination took you to a pretty bloody scene in the last frame for *crimson*. But there are other things that are **likewise** a shade of red—like a fresh, shiny apple. And this immediately conjures up the image of Johnny Appleseed, with his kettle for a *top hat* and surrounded by all the curious animals of the wilderness (the *animal legs*). Apocryphal accounts **likewise** identify him as a master swordsman, but we only know him after he took the biblical prophet's advice and turned his *saber* into a plowshare. [6]

- ❖ We will take this form to mean a bright red *apple* when it appears as a primitive element. Note the slight change in shape when it appears above another element: the two vertical strokes of the *saber* are straightened out to give us 亦.

1492

curved<sup>(ADJ.)</sup>

弯

Apple . . . bow. [9]

1493

bay<sup>(N.)</sup>

湾

Water . . . curved. [12]

1494

be enamored of

恋

When we **are enamored of** someone, this character tells us to refer to that special someone as the *apple of our heart*. [10]

1495

change<sup>(V.)</sup>

变

Apple . . . right hand/crotch. [8]

1496

lowly

卑

Think of someone of **lowly** origins who has submitted himself to scientific experiments to add a *drop of* income to his meager earnings. After that initial *drop*, we see what looks like *brains*, except that part of them are leaking out to the left—actually not the *brains* themselves, just the data that the *needle* has been stuck in to extract. [8]

## 白 白 鱼 卑

1497

brand<sup>(N.)</sup>

牌

*Slice . . . lowly.* The **brand** this key word refers to is the trademark of a manufactured product, not the impression a hot iron makes on the backside of a cow. [12]

We conclude this lesson, and Book 1, with three unrelated characters.

1498

cover<sup>(N.)</sup>

套

*St. Bernard dog . . . staples . . . wall.* Note that in this character the first stroke in the element for *staples* is drawn horizontally left to right and not slanted downward right to left. This makes sense if you consider the spatial restrictions imposed by the top element. [10]

大 太 本 本 春 套

1499

sayeth

日

*Pent in . . . one.* The key word refers to famous sayings of famous people, and is the origin for the primitive meaning of a *tongue wagging in the mouth* that we learned in FRAME 12.

The size of this character, a relatively rare one, distinguishes it from *day*, but we have used the primitive meanings of the two characters interchangeably. [4]

丨 冂 日 日

1500


belong to

属

*Flag . . . eyedropper . . . belt . . . insect.* Note that the primitive element for *insect* overlaps and is not drawn in order. [12]

尸 尸 居 属 属

# Indexes



# INDEX I

## Hand-Drawn Characters

*This Index presents all the characters in this book in the order of their appearance. They are printed in one of the typical type styles used to teach children how to draw characters with a pen or pencil—the same form used in this book to show proper stroke order. The pronunciation (Mandarin) of the character is given beneath. Some of the characters have multiple pronunciations, which can be found by consulting a dictionary under the pronunciation given here.*

一 yī 1	二 èr 2	三 sān 3	四 sì 4	五 wǔ 5	六 liù 6	七 qī 7	八 bā 8	九 jiǔ 9	十 shí 10
口 kǒu 11	日 rì 12	月 yuè 13	田 tián 14	目 mù 15	古 gǔ 16	胡 hú 17	叶 yè 18	吾 wú 19	朋 péng 20
明 míng 21	唱 chàng 22	晶 jīng 23	品 pǐn 24	昌 chāng 25	早 zǎo 26	旭 xù 27	世 shì 28	胃 wèi 29	旦 dàn 30
凹 āo 31	凸 tū 32	自 zì 33	白 bái 34	百 bǎi 35	皂 zào 36	旧 jiù 37	中 zhōng 38	千 qiān 39	舌 shé 40
升 shēng 41	丸 wán 42	卜 bǔ 43	占 zhān 44	上 shàng 45	下 xià 46	卡 kǎ 47	卓 zhuó 48	朝 cháo 49	朝 chāo 50
只 zhǐ 51	贝 bèi 52	贴 tiē 53	贞 zhēn 54	员 yuán 55	儿 ér 56	几 jǐ 57	见 jiàn 58	元 yuán 59	页 yè 60
顽 wán 61	凡 fán 62	肌 jī 63	负 fù 64	万 wàn 65	匀 yún 66	句 jù 67	旬 xún 68	勺 sháo 69	的 de 70

首 shǒu 71	直 zhí 72	置 zhì 73	具 jù 74	真 zhēn 75	工 gōng 76	左 zuǒ 77	右 yòu 78	有 yǒu 79	贿 huì 80
贡 gòng 81	项 xiàng 82	刀 dāo 83	刃 rèn 84	切 qiè 85	召 zhào 86	昭 zhāo 87	则 zé 88	副 fù 89	丁 dīng 90
叮 dīng 91	可 kě 92	哥 gē 93	顶 dǐng 94	乙 yǐ 95	飞 fēi 96	子 zǐ 97	孔 kǒng 98	吼 hǒu 99	乱 luàn 100
了 le 101	女 nǚ 102	好 hǎo 103	如 rú 104	母 mǔ 105	贯 guàn 106	兄 xiōng 107	克 kè 108	小 xiǎo 109	少 shǎo 110
吵 chǎo 111	孙 sūn 112	大 dà 113	尖 jiān 114	夕 xī 115	多 duō 116	够 gòu 117	外 wài 118	名 míng 119	罗 luó 120
厂 chǎng 121	厅 tīng 122	厉 lì 123	厚 hòu 124	石 shí 125	砂 shā 126	妙 miào 127	肖 xiào 128	削 xiāo 129	光 guāng 130
太 tài 131	省 shěng 132	奇 qí 133	川 chuān 134	州 zhōu 135	顺 shùn 136	水 shuǐ 137	永 yǒng 138	脉 mài 139	求 qiú 140
泉 quán 141	原 yuán 142	泳 yǒng 143	洲 zhōu 144	沼 zhǎo 145	沙 shā 146	江 jiāng 147	汁 zhī 148	潮 cháo 149	源 yuán 150
活 huó 151	消 xiāo 152	河 hé 153	鱼 yú 154	渔 yú 155	湖 hú 156	测 cè 157	土 tǔ 158	均 jūn 159	肚 dù 160
尘 chén 161	填 tián 162	吐 tǔ 163	压 yā 164	哇 wā 165	寸 cùn 166	封 fēng 167	时 shí 168	寺 sì 169	火 huǒ 170
灭 miè 171	灰 huī 172	烦 fán 173	炎 yán 174	淡 dàn 175	灯 dēng 176	点 diǎn 177	照 zhào 178	里 lǐ 179	量 liàng 180

- |                   |                    |                    |                   |                  |                  |                  |                   |                   |                   |
|-------------------|--------------------|--------------------|-------------------|------------------|------------------|------------------|-------------------|-------------------|-------------------|
| 埋<br>mái<br>181   | 黑<br>hēi<br>182    | 墨<br>mò<br>183     | 冒<br>mào<br>184   | 同<br>tóng<br>185 | 洞<br>dòng<br>186 | 丽<br>lì<br>187   | 向<br>xiàng<br>188 | 响<br>xiǎng<br>189 | 尚<br>shàng<br>190 |
| 字<br>zì<br>191    | 守<br>shǒu<br>192   | 完<br>wán<br>193    | 灾<br>zāi<br>194   | 宣<br>xuān<br>195 | 宵<br>xiāo<br>196 | 安<br>ān<br>197   | 宴<br>yàn<br>198   | 寄<br>jì<br>199    | 富<br>fù<br>200    |
| 贮<br>zhù<br>201   | 木<br>mù<br>202     | 林<br>lín<br>203    | 森<br>sēn<br>204   | 梦<br>mèng<br>205 | 机<br>jī<br>206   | 植<br>zhí<br>207  | 杏<br>xìng<br>208  | 呆<br>dāi<br>209   | 枯<br>kū<br>210    |
| 村<br>cūn<br>211   | 相<br>xiāng<br>212  | 本<br>běn<br>213    | 案<br>àn<br>214    | 未<br>wèi<br>215  | 末<br>mò<br>216   | 沫<br>mò<br>217   | 味<br>wèi<br>218   | 妹<br>mèi<br>219   | 查<br>chá<br>220   |
| 渣<br>zhā<br>221   | 染<br>rǎn<br>222    | 李<br>lǐ<br>223     | 桌<br>zhuō<br>224  | 杂<br>zá<br>225   | 若<br>ruò<br>226  | 草<br>cǎo<br>227  | 艺<br>yì<br>228    | 苦<br>kǔ<br>229    | 宽<br>kuān<br>230  |
| 莫<br>mò<br>231    | 模<br>mó<br>232     | 漠<br>mò<br>233     | 墓<br>mù<br>234    | 苗<br>miáo<br>235 | 瞄<br>miáo<br>236 | 兆<br>zhào<br>237 | 桃<br>táo<br>238   | 犬<br>quǎn<br>239  | 尤<br>yóu<br>240   |
| 厌<br>yàn<br>241   | 状<br>zhuàng<br>242 | 妆<br>zhuāng<br>243 | 将<br>jiàng<br>244 | 获<br>huò<br>245  | 默<br>mò<br>246   | 然<br>rán<br>247  | 哭<br>kū<br>248    | 器<br>qì<br>249    | 臭<br>chòu<br>250  |
| 狗<br>gǒu<br>251   | 牛<br>niú<br>252    | 特<br>tè<br>253     | 告<br>gào<br>254   | 浩<br>hào<br>255  | 先<br>xiān<br>256 | 洗<br>xǐ<br>257   | 个<br>gè<br>258    | 介<br>jiè<br>259   | 界<br>jiè<br>260   |
| 茶<br>chá<br>261   | 合<br>hé<br>262     | 哈<br>hā<br>263     | 塔<br>tǎ<br>264    | 王<br>wáng<br>265 | 玉<br>yù<br>266   | 宝<br>bǎo<br>267  | 球<br>qiú<br>268   | 现<br>xiàn<br>269  | 玩<br>wán<br>270   |
| 狂<br>kuáng<br>271 | 皇<br>huáng<br>272  | 煌<br>huāng<br>273  | 呈<br>chéng<br>274 | 全<br>quán<br>275 | 理<br>lǐ<br>276   | 主<br>zhǔ<br>277  | 注<br>zhù<br>278   | 金<br>jīn<br>279   | 钟<br>zhōng<br>280 |
| 铜<br>tóng<br>281  | 钓<br>diào<br>282   | 针<br>zhēn<br>283   | 钉<br>dīng<br>284  | 铭<br>míng<br>285 | 镇<br>zhèn<br>286 | 道<br>dào<br>287  | 达<br>dá<br>288    | 远<br>yuǎn<br>289  | 适<br>shì<br>290   |

过 guò 291	迈 mài 292	迅 xùn 293	造 zào 294	逃 táo 295	巡 xún 296	选 xuǎn 297	逊 xùn 298	逛 guàng 299	车 chē 300
连 lián 301	莲 lián 302	前 qián 303	剪 jiǎn 304	输 shū 305	逾 yú 306	条 tiáo 307	处 chù 308	各 gè 309	格 gé 310
略 lüè 311	客 kè 312	额 é 313	夏 xià 314	洛 luò 315	落 luò 316	备 bèi 317	冗 rǒng 318	沉 chén 319	军 jūn 320
辉 huī 321	冠 guān 322	坑 kēng 323	亩 mǔ 324	高 gāo 325	享 xiǎng 326	熟 shú 327	亭 tíng 328	亮 liàng 329	京 jīng 330
景 jǐng 331	就 jiù 332	周 zhōu 333	士 shì 334	吉 jí 335	壮 zhuàng 336	学 xué 337	觉 jué 338	攻 gōng 339	敌 dí 340
败 bài 341	故 gù 342	救 jiù 343	敬 jìng 344	敞 chǎng 345	言 yán 346	警 jǐng 347	计 jì 348	让 ràng 349	狱 yù 350
讨 tǎo 351	训 xùn 352	识 shì 353	话 huà 354	诗 shī 355	语 yǔ 356	调 diào 357	谈 tán 358	式 shì 359	试 shì 360
戈 gē 361	战 zhàn 362	划 huá 363	或 huò 364	贼 zéi 365	载 zài 366	茂 mào 367	成 chéng 368	城 chéng 369	诚 chéng 370
威 wēi 371	咸 xián 372	钱 qián 373	浅 qiǎn 374	贱 jiàn 375	尧 yáo 376	烧 shāo 377	晓 xiǎo 378	止 zhǐ 379	步 bù 380
涉 shè 381	频 pín 382	肯 kěn 383	企 qǐ 384	武 wǔ 385	赋 fù 386	正 zhèng 387	证 zhèng 388	政 zhèng 389	定 dìng 390
走 zǒu 391	超 chāo 392	越 yuè 393	是 shì 394	题 tí 395	延 yán 396	诞 dàn 397	建 jiàn 398	楚 chǔ 399	衣 yī 400



裁 cái 401	装 zhuāng 402	哀 āi 403	袁 yuán 404	初 chū 405	补 bǔ 406	衬 chèn 407	农 nóng 408	浓 nóng 409	巾 jīn 410
帅 shuài 411	师 shī 412	狮 shī 413	布 bù 414	帜 zhì 415	帽 mào 416	幕 mù 417	棉 mián 418	市 shì 419	肺 fèi 420
带 dài 421	滞 zhì 422	刺 cì 423	制 zhì 424	雨 yǔ 425	雷 léi 426	霜 shuāng 427	云 yún 428	运 yùn 429	冰 bīng 430
况 kuàng 431	冲 chōng 432	减 jiǎn 433	凉 liáng 434	冬 dōng 435	天 tiān 436	吴 wú 437	娱 yú 438	误 wù 439	夭 yāo 440
乔 qiáo 441	桥 qiáo 442	娇 jiāo 443	立 lì 444	泣 qì 445	站 zhàn 446	章 zhāng 447	竞 jìng 448	帝 dì 449	童 tóng 450
商 shāng 451	滴 dī 452	匕 bǐ 453	北 běi 454	背 bèi 455	比 bǐ 456	昆 kūn 457	混 hùn 458	皆 jiē 459	此 cǐ 460
些 xiē 461	它 tā 462	旨 zhǐ 463	脂 zhī 464	论 lùn 465	轮 lún 466	每 měi 467	梅 méi 468	海 hǎi 469	乞 qǐ 470
吃 chī 471	复 fù 472	腹 fù 473	欠 qiàn 474	吹 chuī 475	歌 gē 476	软 ruǎn 477	次 cì 478	资 zī 479	姿 zī 480
咨 zī 481	赔 péi 482	培 péi 483	音 yīn 484	暗 àn 485	韵 yùn 486	竟 jìng 487	镜 jìng 488	境 jìng 489	亡 wáng 490
盲 máng 491	妄 wàng 492	望 wàng 493	方 fāng 494	妨 fāng 495	放 fàng 496	激 jī 497	旁 páng 498	兑 duì 499	脱 tuō 500
说 shuō 501	曾 céng 502	增 zēng 503	赠 zèng 504	也 yě 505	她 tā 506	地 dì 507	池 chí 508	虫 chóng 509	虾 xiā 510

独 dú 511	虽 suī 512	蛇 shé 513	蛋 dàn 514	己 jǐ 515	起 qǐ 516	改 gǎi 517	记 jì 518	已 yǐ 519	包 bāo 520
泡 pào 521	导 dǎo 522	顾 gù 523	逐 zhú 524	家 jiā 525	场 chǎng 526	汤 tāng 527	羊 yáng 528	美 měi 529	洋 yáng 530
鲜 xiān 531	样 yàng 532	兰 lán 533	烂 làn 534	差 chà 535	着 zhe 536	养 yǎng 537	集 jí 538	准 zhǔn 539	谁 shéi 540
售 shòu 541	午 wǔ 542	许 xǔ 543	羽 yǔ 544	习 xí 545	翔 xiáng 546	困 kùn 547	固 gù 548	国 guó 549	圆 yuán 550
因 yīn 551	烟 yān 552	园 yuán 553	回 huí 554	图 tú 555	广 guǎng 556	店 diàn 557	库 kù 558	裤 kù 559	床 chuáng 560
麻 má 561	庄 zhuāng 562	心 xīn 563	忘 wàng 564	忍 rěn 565	总 zǒng 566	态 tài 567	志 zhì 568	思 sī 569	恩 ēn 570
愿 yuàn 571	意 yì 572	想 xiǎng 573	息 xī 574	恐 kǒng 575	感 gǎn 576	憾 hàn 577	忧 yōu 578	惊 jīng 579	怕 pà 580
忙 máng 581	惯 guàn 582	必 bì 583	手 shǒu 584	看 kàn 585	摩 mó 586	拿 ná 587	我 wǒ 588	抱 bào 589	抗 kàng 590
批 pī 591	招 zhāo 592	打 dǎ 593	指 zhǐ 594	持 chí 595	担 dān 596	括 kuò 597	提 tí 598	挥 huī 599	推 tuī 600
搅 jiǎo 601	执 zhí 602	热 rè 603	接 jiē 604	挂 guà 605	按 àn 606	掉 diào 607	拉 lā 608	啦 lā 609	找 zhǎo 610
无 wú 611	抚 fǔ 612	开 kāi 613	研 yán 614	弄 nòng 615	异 yì 616	鼻 bí 617	刑 xíng 618	型 xíng 619	才 cái 620

财 cái 621	团 tuán 622	存 cún 623	在 zài 624	乃 nǎi 625	奶 nǎi 626	及 jí 627	吸 xī 628	极 jí 629	史 shǐ 630
更 gèng 631	硬 yìng 632	又 yòu 633	圣 shèng 634	友 yǒu 635	双 shuāng 636	汉 hàn 637	戏 xì 638	观 guān 639	欢 huān 640
怪 guài 641	对 duì 642	树 shù 643	难 nán 644	摊 tān 645	投 tóu 646	没 méi 647	设 shè 648	股 gǔ 649	支 zhī 650
技 jì 651	枝 zhī 652	叔 shū 653	督 dū 654	寂 jì 655	反 fǎn 656	板 bǎn 657	返 fǎn 658	后 hòu 659	质 zhì 660
派 pài 661	乐 yuè 662	爪 zhǎo 663	抓 zhuā 664	采 cǎi 665	菜 cài 666	受 shòu 667	授 shòu 668	爱 ài 669	么 me 670
雄 xióng 671	台 tái 672	治 zhì 673	始 shǐ 674	去 qù 675	法 fǎ 676	会 huì 677	至 zhì 678	室 shì 679	到 dào 680
互 hù 681	充 chōng 682	育 yù 683	流 liú 684	梳 shū 685	购 gòu 686	构 gòu 687	山 shān 688	出 chū 689	础 chǔ 690
岁 suì 691	密 mì 692	入 rù 693	分 fēn 694	贫 pín 695	公 gōng 696	松 sōng 697	谷 gǔ 698	浴 yù 699	欲 yù 700
容 róng 701	溶 róng 702	赏 shǎng 703	党 dǎng 704	常 cháng 705	堂 táng 706	皮 pí 707	波 bō 708	婆 pó 709	破 pò 710
被 bèi 711	歹 dǎi 712	列 liè 713	烈 liè 714	死 sǐ 715	葬 zàng 716	耳 ěr 717	取 qǔ 718	趣 qù 719	最 zuì 720
职 zhí 721	敢 gǎn 722	曼 màn 723	慢 màn 724	漫 màn 725	夫 fū 726	规 guī 727	替 tì 728	失 shī 729	铁 tiě 730

臣 chén 731	力 lì 732	边 biān 733	势 shì 734	动 dòng 735	励 lì 736	历 lì 737	另 lìng 738	别 bié 739	拐 guǎi 740
男 nán 741	功 gōng 742	办 bàn 743	协 xié 744	苏 sū 745	为 wèi 746	奴 nú 747	努 nǔ 748	加 jiā 749	贺 hè 750
架 jià 751	务 wù 752	雾 wù 753	行 háng 754	律 lǜ 755	得 děi 756	待 dài 757	往 wǎng 758	德 dé 759	微 wēi 760
街 jiē 761	禾 hé 762	程 chéng 763	和 hé 764	积 jī 765	种 zhǒng 766	移 yí 767	秋 qiū 768	愁 chóu 769	揪 jiū 770
利 lì 771	香 xiāng 772	季 jì 773	委 wěi 774	秀 xiù 775	透 tòu 776	诱 yòu 777	米 mǐ 778	粉 fěn 779	迷 mí 780
谜 mí 781	类 lèi 782	来 lái 783	数 shù 784	楼 lóu 785	竹 zhú 786	笑 xiào 787	箱 xiāng 788	等 děng 789	算 suàn 790
答 dá 791	策 cè 792	人 rén 793	认 rèn 794	价 jià 795	份 fèn 796	伪 wèi 797	尔 ěr 798	你 nǐ 799	您 nín 800
称 chēng 801	什 shén 802	值 zhí 803	做 zuò 804	但 dàn 805	住 zhù 806	位 wèi 807	件 jiàn 808	仍 réng 809	他 tā 810
仅 jǐn 811	休 xiū 812	体 tǐ 813	信 xìn 814	依 yī 815	例 lì 816	健 jiàn 817	停 tíng 818	倒 dào 819	仁 rén 820
优 yōu 821	伤 shāng 822	保 bǎo 823	堡 bǎo 824	付 fù 825	府 fǔ 826	俯 fǔ 827	代 dài 828	袋 dài 829	化 huà 830
华 huá 831	哗 huá 832	花 huā 833	货 huò 834	何 hé 835	便 biàn 836	丈 zhàng 837	使 shǐ 838	久 jiǔ 839	内 nèi 840

呐 nà 841	丙 bǐng 842	柄 bǐng 843	肉 ròu 844	腐 fǔ 845	从 cóng 846	众 zhòng 847	坐 zuò 848	座 zuò 849	巫 wū 850
喝 hē 851	渴 kě 852	任 rèn 853	廷 tíng 854	庭 tíng 855	头 tóu 856	实 shí 857	买 mǎi 858	卖 mài 859	读 dú 860
以 yǐ 861	似 sì 862	并 bìng 863	拼 pīn 864	吕 lǚ 865	侣 lǚ 866	荣 róng 867	劳 láo 868	营 yíng 869	善 shàn 870
年 nián 871	夜 yè 872	液 yè 873	旅 lǚ 874	施 shī 875	游 yóu 876	勿 wù 877	忽 hū 878	物 wù 879	易 yì 880
赐 cì 881	尸 shī 882	尼 ní 883	呢 ne 884	泥 ní 885	屋 wū 886	握 wò 887	居 jū 888	锯 jù 889	剧 jù 890
据 jù 891	层 céng 892	局 jú 893	尺 chǐ 894	尽 jìn 895	户 hù 896	房 fáng 897	雇 gù 898	护 hù 899	示 shì 900
社 shè 901	礼 lǐ 902	视 shì 903	福 fú 904	标 biāo 905	禁 jìn 906	襟 jīn 907	宗 zōng 908	崇 chóng 909	祭 jì 910
察 chá 911	擦 cā 912	由 yóu 913	抽 chōu 914	油 yóu 915	甲 jiǎ 916	押 yā 917	申 shēn 918	伸 shēn 919	神 shén 920
果 guǒ 921	课 kè 922	颗 kē 923	斤 jīn 924	听 tīng 925	所 suǒ 926	近 jìn 927	斩 zhǎn 928	暂 zàn 929	渐 jiàn 930
断 duàn 931	折 zhé 932	哲 zhé 933	逝 shì 934	斥 chì 935	诉 sù 936	乍 zhà 937	怎 zěn 938	昨 zuó 939	作 zuò 940
雪 xuě 941	灵 líng 942	妇 fù 943	扫 sǎo 944	寻 xún 945	急 jí 946	当 dāng 947	档 dàng 948	录 lù 949	碌 lù 950

争 zhēng 951	净 jìng 952	事 shì 953	唐 táng 954	糖 táng 955	康 kāng 956	尹 yǐn 957	伊 yī 958	君 jūn 959	裙 qún 960
群 qún 961	而 ér 962	需 xū 963	儒 rú 964	瑞 ruì 965	端 duān 966	曲 qū 967	斗 dǒu 968	料 liào 969	科 kē 970
用 yòng 971	确 què 972	昔 xī 973	借 jiè 974	错 cuò 975	散 sǎn 976	撒 sǎ 977	廿 niàn 978	席 xí 979	度 dù 980
渡 dù 981	半 bàn 982	伴 bàn 983	胖 pàng 984	判 pàn 985	眷 juàn 986	拳 quán 987	片 piàn 988	版 bǎn 989	之 zhī 990
乏 fá 991	眨 zhǎ 992	不 bù 993	否 fǒu 994	坏 huài 995	环 huán 996	杯 bēi 997	还 huán 998	怀 huái 999	矢 shǐ 1000
族 zú 1001	知 zhī 1002	智 zhì 1003	矛 máo 1004	柔 róu 1005	揉 róu 1006	予 yǔ 1007	序 xù 1008	预 yù 1009	野 yě 1010
班 bān 1011	临 lín 1012	坚 jiān 1013	贤 xián 1014	弓 gōng 1015	引 yǐn 1016	弥 mí 1017	强 qiáng 1018	弱 ruò 1019	单 dān 1020
弹 dàn 1021	费 fèi 1022	佛 fó 1023	弟 dì 1024	第 dì 1025	巧 qiǎo 1026	号 hào 1027	身 shēn 1028	射 shè 1029	谢 xiè 1030
老 lǎo 1031	考 kǎo 1032	烤 kǎo 1033	与 yǔ 1034	写 xiě 1035	泻 xiè 1036	孝 xiào 1037	教 jiào 1038	者 zhě 1039	著 zhù 1040
猪 zhū 1041	追 zhuī 1042	官 guān 1043	管 guǎn 1044	父 fù 1045	交 jiāo 1046	效 xiào 1047	较 jiào 1048	校 xiào 1049	足 zú 1050
跑 pǎo 1051	跳 tiào 1052	路 lù 1053	露 lù 1054	骨 gǔ 1055	滑 huá 1056	阿 ā 1057	啊 ā 1058	随 suí 1059	阳 yáng 1060

阴 yīn 1061	荫 yìn 1062	防 fáng 1063	附 fù 1064	际 jì 1065	阶 jiē 1066	院 yuàn 1067	阵 zhèn 1068	队 duì 1069	坠 jiē 1070
降 jiàng 1071	穴 xué 1072	究 jiū 1073	突 tū 1074	空 kōng 1075	控 kòng 1076	深 shēn 1077	探 tàn 1078	丘 qiū 1079	兵 bīng 1080
丝 sī 1081	织 zhī 1082	线 xiàn 1083	维 wéi 1084	统 tǒng 1085	给 gěi 1086	结 jié 1087	终 zhōng 1088	级 jí 1089	纪 jì 1090
红 hóng 1091	约 yuē 1092	细 xì 1093	纵 zòng 1094	绿 lǜ 1095	经 jīng 1096	轻 qīng 1097	续 xù 1098	继 jì 1099	药 yào 1100
系 xì 1101	紧 jǐn 1102	却 què 1103	脚 jiǎo 1104	服 fú 1105	报 bào 1106	命 mìng 1107	贸 mào 1108	留 liú 1109	溜 liū 1110
聊 liáo 1111	柳 liǔ 1112	节 jié 1113	卫 wèi 1114	令 lìng 1115	冷 lěng 1116	零 líng 1117	领 lǐng 1118	通 tōng 1119	勇 yǒng 1120
仓 cāng 1121	枪 qiāng 1122	创 chuàng 1123	犯 fàn 1124	危 wēi 1125	脆 cuì 1126	印 yìn 1127	酒 jiǔ 1128	配 pèi 1129	酋 qiú 1130
尊 zūn 1131	遵 zūn 1132	豆 dòu 1133	短 duǎn 1134	厨 chú 1135	鼓 gǔ 1136	喜 xǐ 1137	血 xiě 1138	盖 gài 1139	温 wēn 1140
监 jiān 1141	篮 lán 1142	蓝 lán 1143	银 yín 1144	跟 gēn 1145	很 hěn 1146	根 gēn 1147	即 jí 1148	退 tuì 1149	腿 tuǐ 1150
限 xiàn 1151	眼 yǎn 1152	良 liáng 1153	浪 làng 1154	娘 niáng 1155	食 shí 1156	饭 fàn 1157	餐 cān 1158	馆 guǎn 1159	既 jì 1160
概 gài 1161	平 píng 1162	评 píng 1163	坪 píng 1164	乎 hū 1165	呼 hū 1166	希 xī 1167	稀 xī 1168	杀 shā 1169	风 fēng 1170

讽 fēng 1171	冈 gāng 1172	刚 gāng 1173	网 wǎng 1174	画 huà 1175	凶 xiōng 1176	胸 xiōng 1177	脑 nǎo 1178	恼 nǎo 1179	离 lí 1180
禽 qín 1181	义 yì 1182	仪 yì 1183	蚁 yǐ 1184	辛 xīn 1185	辩 biàn 1186	辟 pì 1187	壁 bì 1188	避 bì 1189	亲 qīn 1190
新 xīn 1191	薪 xīn 1192	幸 xìng 1193	叫 jiào 1194	收 shōu 1195	亥 hài 1196	核 hé 1197	孩 hái 1198	刻 kè 1199	该 gāi 1200
术 shù 1201	述 shù 1202	襄 xiāng 1203	壤 rǎng 1204	寒 hán 1205	赛 sài 1206	毒 dú 1207	麦 mài 1208	素 sù 1209	青 qīng 1210
精 jīng 1211	请 qǐng 1212	情 qíng 1213	睛 jīng 1214	清 qīng 1215	静 jìng 1216	责 zé 1217	绩 jì 1218	表 biǎo 1219	生 shēng 1220
星 xīng 1221	姓 xìng 1222	性 xìng 1223	胜 shèng 1224	丰 fēng 1225	害 hài 1226	割 gē 1227	慧 huì 1228	韦 wéi 1229	围 wéi 1230
伟 wěi 1231	春 chūn 1232	泰 tài 1233	奉 fèng 1234	棒 bàng 1235	击 jī 1236	陆 lù 1237	专 zhuān 1238	传 chuán 1239	转 zhuǎn 1240
勤 qín 1241	谨 jǐn 1242	垂 chuí 1243	锤 chuí 1244	睡 shuì 1245	今 jīn 1246	含 hán 1247	念 niàn 1248	东 dōng 1249	栋 dòng 1250
冻 dòng 1251	陈 chén 1252	练 liàn 1253	拣 jiǎn 1254	西 xī 1255	要 yào 1256	腰 yāo 1257	票 piào 1258	漂 piào 1259	贾 gǔ 1260
南 nán 1261	门 mén 1262	们 men 1263	闲 xián 1264	问 wèn 1265	间 jiàn 1266	简 jiǎn 1267	闻 wén 1268	非 fēi 1269	排 pái 1270
罪 zuì 1271	靠 kào 1272	侯 hóu 1273	候 hòu 1274	决 jué 1275	快 kuài 1276	块 kuài 1277	筷 kuài 1278	干 gān 1279	岸 àn 1280



旱 hàn 1281	赶 gǎn 1282	于 yú 1283	宇 yǔ 1284	余 yú 1285	除 chú 1286	途 tú 1287	束 shù 1288	速 sù 1289	辣 là 1290
整 zhěng 1291	重 zhòng 1292	懂 dǒng 1293	病 bìng 1294	痛 tòng 1295	疯 fēng 1296	区 qū 1297	枢 shū 1298	欧 ōu 1299	医 yī 1300
仰 yǎng 1301	迎 yíng 1302	登 dēng 1303	发 fā 1304	废 fèi 1305	形 xíng 1306	影 yǐng 1307	彩 cǎi 1308	须 xū 1309	参 cān 1310
惨 cǎn 1311	修 xiū 1312	珍 zhēn 1313	产 chǎn 1314	彦 yàn 1315	颜 yán 1316	文 wén 1317	蚊 wén 1318	这 zhè 1319	齐 qí 1320
济 jì 1321	率 shuài 1322	摔 shuāi 1323	央 yāng 1324	英 yīng 1325	唤 huàn 1326	换 huàn 1327	巴 bā 1328	把 bǎ 1329	爸 bà 1330
吧 bā 1331	色 sè 1332	绝 jué 1333	艳 yàn 1334	甘 gān 1335	某 mǒu 1336	其 qí 1337	期 qī 1338	基 jī 1339	甚 shèn 1340
斯 sī 1341	贵 guì 1342	遗 yí 1343	舞 wǔ 1344	且 qiě 1345	姐 jiě 1346	组 zǔ 1347	祖 zǔ 1348	助 zhù 1349	普 pǔ 1350
业 yè 1351	显 xiǎn 1352	亚 yà 1353	恶 è 1354	严 yán 1355	共 gòng 1356	供 gōng 1357	巷 xiàng 1358	港 gǎng 1359	井 jǐng 1360
讲 jiǎng 1361	进 jìn 1362	角 jiǎo 1363	解 jiě 1364	嘴 zuǐ 1365	再 zài 1366	扁 biǎn 1367	篇 piān 1368	编 biān 1369	典 diǎn 1370
氏 shì 1371	纸 zhǐ 1372	昏 hūn 1373	婚 hūn 1374	低 dī 1375	底 dǐ 1376	民 mín 1377	眠 mián 1378	甫 fǔ 1379	辅 fǔ 1380
博 bó 1381	搏 bó 1382	都 dū 1383	部 bù 1384	郎 láng 1385	帮 bāng 1386	乡 xiāng 1387	段 duàn 1388	锻 duàn 1389	幻 huàn 1390

司 sī 1391	词 cí 1392	书 shū 1393	舟 zhōu 1394	船 chuán 1395	般 bān 1396	盘 pán 1397	搬 bān 1398	瓜 guā 1399	孤 gū 1400
益 yì 1401	假 jià 1402	暇 xiá 1403	气 qì 1404	汽 qì 1405	面 miàn 1406	革 gé 1407	鞋 xié 1408	勒 lè 1409	馨 xīn 1410
声 shēng 1411	承 chéng 1412	蒸 zhēng 1413	牙 yá 1414	穿 chuān 1415	呀 ya 1416	释 shì 1417	番 fān 1418	翻 fān 1419	播 bō 1420
毛 máo 1421	尾 wěi 1422	笔 bǐ 1423	托 tuō 1424	宅 zhái 1425	展 zhǎn 1426	丧 sàng 1427	长 cháng 1428	张 zhāng 1429	涨 zhàng 1430
雁 yàn 1431	应 yīng 1432	兴 xìng 1433	举 jǔ 1434	检 jiǎn 1435	脸 liǎn 1436	险 xiǎn 1437	鸟 niǎo 1438	鸡 jī 1439	鹰 yīng 1440
鸭 yā 1441	岛 dǎo 1442	遇 yù 1443	缺 quē 1444	遥 yáo 1445	摇 yáo 1446	兔 tù 1447	逸 yì 1448	免 miǎn 1449	晚 wǎn 1450
象 xiàng 1451	像 xiàng 1452	马 mǎ 1453	妈 mā 1454	吗 ma 1455	骂 mà 1456	验 yàn 1457	骑 qí 1458	虎 hǔ 1459	虑 lǜ 1460
虚 xū 1461	鹿 lù 1462	熊 xióng 1463	能 néng 1464	寅 yín 1465	演 yǎn 1466	辰 chén 1467	晨 chén 1468	关 guān 1469	送 sòng 1470
联 lián 1471	鬼 guǐ 1472	魔 mó 1473	龙 lóng 1474	袭 xí 1475	那 nà 1476	哪 nǎ 1477	两 liǎng 1478	俩 liǎ 1479	满 mǎn 1480
县 xiàn 1481	悬 xuán 1482	窗 chuāng 1483	电 diàn 1484	掩 yǎn 1485	丑 chǒu 1486	扭 niǔ 1487	黄 huáng 1488	横 héng 1489	赤 chì 1490
亦 yì 1491	弯 wān 1492	湾 wān 1493	恋 liàn 1494	变 biàn 1495	卑 bēi 1496	牌 pái 1497	套 tào 1498	曰 yuē 1499	属 shǔ 1500

## INDEX II

### Primitive Elements

*This Index lists all the primitive elements used in this book. Characters used as primitives are only listed where the writing is significantly altered. The primitives are arranged according to the number of strokes. The number refers to the page on which the element is first introduced.*

1 画	'	丨	㇇	し	フ	レ	フ		
	31	32	56	56	253	253	349		
2 画	ハ	㇇	㇇	リ	リ	フ	冂	人	川
	39	39	40	52	52	54	88	115	115
	冂	㇇	㇇	口	㇇	㇇	㇇	㇇	㇇
	136	137	159	168	170	170	179	217	221
	ム	イ	リ	㇇	㇇	㇇	㇇	㇇	㇇
	223	244	279	281	284	284	288	296	297
	マ	巴	㇇	㇇	㇇	㇇	㇇	㇇	
	297	299	307	308	310	325	330	348	
3 画	㇇	㇇	㇇	㇇	㇇	㇇	㇇	㇇	㇇
	49	62	63	70	70	71	90	100	107
	㇇	㇇	㇇	㇇	㇇	㇇	㇇	㇇	㇇
	108	117	128	132	148	197	205	206	207
	㇇	㇇	㇇	㇇	㇇	㇇	㇇	㇇	㇇
	212	215	215	216	224	237	267	292	294

	彳	丰	夕	乇	㇇				
	304	318	333	356	359				
4 画	母	灬	灬	生	宀	女	止	亻	氏
	60	82	94	112	137	143	155	162	162
	仑	小	开	爻	冫	云	勾	壬	牛
	178	207	215	220	222	225	226	252	255
	丕	争	艹	収	夂	冫	彳	无	主
	260	268	273	280	284	290	299	304	314
	夂	印	灬	冫	月				
	326	331	335	357	368				
5 画	水	刂	言	兴	戊	疋	疋	丕	巾
	71	131	138	142	150	157	160	162	167
	易	艹	弗	冫	卯	血	艮	艹	夫
	198	254	281	297	297	301	302	312	317
	疒	夂	彳	虫	冫	氏	彳	召	
	330	331	334	339	344	346	349	350	
6 画	圭	口	吉	戈	戊	戈	聿	聿	亻
	80	111	140	150	151	152	160	160	162
	束	乔	羊	羊	宀	行	彳	彳	自
	168	173	199	200	223	237	256	275	285
	糸	艮	艮	函	丑	缶	虎	囟	
	295	302	303	308	319	361	364	369	
7 画	高	豕	流	廌	足	至	角	酉	皿
	138	198	226	274	286	294	298	300	339



# INDEX III

## Characters by Number of Strokes

Here you will find all the characters treated in this book, grouped by the number of strokes. Characters within each group are arranged according to first stroke, of which there are five basic types. Their order is the same as the five strokes of the character 札:

- ⊖ — horizontal or / rising
- ⊕ | vertical or J vertical with left hook
- ⊙ / falling to the left
- ⊙ \ dot or \ falling to the right
- ⊖ ㄥ 乙 ㄣ ㄣ ㄣ ㄣ ㄣ etc., sharp turn

1 画		⊖ 了 101	小 109	己 515	夫 726
⊖ 一 1		刀 83	口 11	己 519	无 611
⊖ 乙 95		力 732	山 688	巳 1015	元 59
2 画		又 633	巾 410	弓 97	云 428
⊖ 二 2		3 画		子 1114	甘 978
⊖ 十 10		三 3	千 39	卫 505	木 202
⊖ 丁 90		干 1279	乞 470	也 102	太 993
⊖ 厂 121		于 1283	个 258	女 96	犬 131
⊖ 七 7		工 76	夕 115	飞 84	尤 239
⊖ 卜 43		士 334	久 839	刃 545	支 650
⊖ 八 8		士 158	么 670	习 1453	艺 228
⊖ 人 793		土 620	勺 69	马 1387	友 635
⊖ 入 693		才 166	川 134	4 画	
⊖ 匕 453		寸 46	凡 62	⊖ 丰 1225	专 300
⊖ 儿 56		下 46	丸 42	韦 1229	五 681
⊖ 几 57		大 113	及 627	王 265	互 712
⊖ 九 9		丈 837	广 556	开 613	牙 1414
⊖ 乃 625		万 65	亡 490	井 1360	比 456
		与 1034	门 1262	天 436	切 85
		⊕ 上 45	义 1182		
			之 990		
			尸 882		

戈 361  
 斤 122  
 历 737  
 区 1297  
 止 379  
 少 110  
 水 137  
 中 38  
 日 12  
 曰 1499  
 内 840  
 冈 1172  
 贝 52  
 见 58  
 仁 820  
 仕 802  
 化 830  
 仍 809  
 仅 811  
 从 846  
 今 1246  
 介 259  
 仓 1121  
 公 696  
 分 694  
 父 1045  
 乏 991  
 手 584  
 毛 1421  
 天 440  
 气 1404  
 午 542  
 牛 252  
 欠 474  
 升 41  
 长 1428  
 片 988  
 斤 924  
 反 656  
 爪 663  
 氏 1371

匀 66  
 勿 877  
 凶 1176  
 月 13  
 风 1170  
 计 348  
 认 794  
 六 6  
 文 1317  
 方 494  
 户 896  
 冗 318  
 火 170  
 为 746  
 斗 968  
 心 563  
 队 1069  
 双 636  
 以 861  
 引 1016  
 尹 957  
 尺 894  
 办 743  
 丑 1486  
 巴 1328  
 孔 98  
 予 1007  
 书 1393  
 幻 1390

## 5 画

巧 1026  
 功 742  
 打 593  
 节 1113  
 平 1162  
 灭 171  
 丙 842  
 正 387  
 玉 266

示 900  
 古 16  
 去 675  
 未 216  
 术 215  
 本 1201  
 击 213  
 世 1236  
 甘 28  
 东 1335  
 厉 1249  
 石 123  
 布 125  
 右 414  
 左 78  
 龙 77  
 可 1474  
 旧 92  
 帅 37  
 北 411  
 叶 454  
 叶 18  
 叮 91  
 叫 1194  
 号 1027  
 只 51  
 兄 107  
 另 738  
 史 630  
 央 1324  
 占 44  
 卡 47  
 出 689  
 业 1351  
 且 30  
 目 15  
 且 1345  
 田 14  
 由 913  
 申 918  
 甲 916

电 1484  
 四 4  
 凸 32  
 凹 31  
 付 825  
 代 828  
 议 1183  
 们 1263  
 他 810  
 令 1115  
 犯 1124  
 丘 1079  
 印 1127  
 乐 662  
 禾 762  
 斥 935  
 瓜 1399  
 乎 1165  
 尔 798  
 外 118  
 处 308  
 冬 435  
 务 752  
 乍 937  
 矢 1000  
 失 729  
 生 1220  
 句 67  
 包 520  
 白 34  
 鸟 1438  
 用 971  
 讨 351  
 让 349  
 训 352  
 记 518  
 汗 148  
 汉 637  
 立 444  
 主 277  
 市 419

它 462  
 穴 1072  
 永 138  
 礼 902  
 写 1035  
 必 583  
 头 856  
 兰 533  
 半 982  
 加 749  
 圣 634  
 对 642  
 奶 626  
 奴 747  
 母 105  
 召 86  
 台 672  
 矛 1004  
 尼 883  
 民 1377  
 皮 707  
 发 1304  
 司 1391  
 边 733  
 丝 1081

## 6 画

刑 618  
 动 735  
 式 359  
 协 744  
 地 507  
 场 526  
 寺 169  
 老 1031  
 考 1032  
 吉 335  
 机 206  
 耳 717  
 西 1255

- |     |      |     |      |     |      |   |      |     |      |
|-----|------|-----|------|-----|------|---|------|-----|------|
| 再   | 1366 | 刚   | 1173 | 舌   | 40   | 庄 | 562  | 7 画 |      |
| 臣   | 731  | 网   | 1174 | 乔   | 441  | 宇 | 1284 | 形   | 1306 |
| 亚   | 1353 | 肉   | 844  | 后   | 659  | 守 | 192  | 弄   | 615  |
| 共   | 1356 | 同   | 185  | 廷   | 854  | 宅 | 1425 | 麦   | 1208 |
| 列   | 713  | 因   | 551  | 延   | 396  | 安 | 197  | 攻   | 339  |
| 死   | 715  | 团   | 622  | 自   | 33   | 字 | 191  | 贡   | 81   |
| 至   | 678  | 回   | 554  | 血   | 1138 | 问 | 1265 | 坏   | 995  |
| 压   | 164  | 曲   | 967  | 向   | 188  | 并 | 863  | 均   | 159  |
| 厌   | 241  | ② 优 | 821  | 舟   | 1394 | 关 | 1469 | 坑   | 323  |
| 成   | 368  | 件   | 808  | 杀   | 1169 | 羊 | 528  | 块   | 1277 |
| 灰   | 172  | 任   | 853  | 兆   | 237  | 米 | 778  | 却   | 1103 |
| 有   | 79   | 伤   | 822  | 肌   | 63   | 兴 | 1433 | 赤   | 1490 |
| 在   | 624  | 价   | 795  | 杂   | 225  | 那 | 1476 | 孝   | 1037 |
| 存   | 623  | 份   | 797  | 旭   | 27   | 异 | 616  | 走   | 391  |
| 达   | 288  | 仰   | 1301 | ① 讲 | 1361 | 导 | 522  | 志   | 568  |
| 迈   | 292  | 伪   | 797  | 许   | 543  | 寻 | 945  | 声   | 1411 |
| 过   | 291  | 伊   | 958  | 论   | 465  | 尽 | 895  | 村   | 211  |
| 百   | 35   | 似   | 862  | 讽   | 1171 | 阵 | 1068 | 极   | 629  |
| 而   | 962  | 传   | 1239 | 设   | 648  | 阳 | 1060 | 李   | 223  |
| 页   | 60   | 休   | 812  | 壮   | 336  | 阴 | 1061 | 杏   | 208  |
| 托   | 1424 | 伟   | 1231 | 收   | 243  | 阶 | 1066 | 豆   | 1133 |
| 执   | 602  | 华   | 831  | 防   | 432  | 收 | 1063 | 丽   | 187  |
| 扫   | 944  | 行   | 754  | 收   | 478  | 迅 | 1195 | 克   | 108  |
| 划   | 363  | 创   | 1123 | 巡   | 1275 | 如 | 293  | 花   | 833  |
| 尧   | 376  | 全   | 275  | 冰   | 430  | 妇 | 296  | 苏   | 745  |
| ① 师 | 412  | 会   | 677  | 江   | 147  | 她 | 104  | 劳   | 868  |
| 此   | 460  | 合   | 262  | 池   | 508  | 妈 | 943  | 吾   | 19   |
| 贞   | 54   | 企   | 384  | 汤   | 527  | 好 | 506  | 求   | 140  |
| 尘   | 161  | 众   | 847  | 忙   | 581  | 戏 | 1454 | 来   | 783  |
| 尖   | 114  | 名   | 119  | 灯   | 176  | 观 | 103  | 严   | 1355 |
| 当   | 947  | 多   | 116  | 州   | 135  | 欢 | 638  | 巫   | 850  |
| 光   | 130  | 各   | 309  | 军   | 320  | 羽 | 639  | 两   | 1478 |
| 岁   | 691  | 负   | 64   | 农   | 408  | 买 | 640  | 甫   | 1379 |
| 吕   | 865  | 争   | 951  | 齐   | 1320 | 孙 | 544  | 束   | 1288 |
| 吐   | 163  | 危   | 1125 | 充   | 682  | 红 | 858  | 更   | 631  |
| 吃   | 471  | 色   | 1332 | 妄   | 492  | 约 | 112  | 辰   | 1467 |
| 吸   | 628  | 旬   | 68   | 亦   | 1491 | 级 | 1091 | 励   | 736  |
| 吗   | 1455 | 竹   | 786  | 交   | 1046 | 纪 | 1092 | 医   | 1300 |
| 虫   | 509  | 先   | 256  | 衣   | 400  |   | 1089 | 否   | 994  |
| 早   | 26   | 年   | 871  | 产   | 1314 |   | 1090 | 还   | 998  |
| 则   | 88   | 旨   | 463  | 亥   | 1196 |   |      | 进   | 1362 |



- |     |      |     |      |     |      |     |      |     |      |
|-----|------|-----|------|-----|------|-----|------|-----|------|
| 远   | 289  | ① 体 | 813  | 诉   | 936  | 君   | 959  | 直   | 72   |
| 运   | 429  | 何   | 835  | 词   | 1392 | 陆   | 1237 | 卖   | 859  |
| 连   | 301  | 但   | 805  | 状   | 242  | 际   | 1065 | 苦   | 229  |
| 抚   | 612  | 伸   | 919  | 冻   | 1251 | 阿   | 1057 | 若   | 226  |
| 技   | 651  | 作   | 940  | 况   | 431  | 陈   | 1252 | 茂   | 367  |
| 找   | 610  | 低   | 1375 | 冷   | 1116 | 附   | 1064 | 苗   | 235  |
| 批   | 591  | 你   | 799  | 沙   | 146  | 坠   | 1070 | 英   | 1325 |
| 折   | 932  | 住   | 806  | 汽   | 1405 | 妙   | 127  | 昔   | 973  |
| 抓   | 664  | 位   | 807  | 没   | 647  | 妨   | 495  | 其   | 1337 |
| 抗   | 590  | 伴   | 983  | 沉   | 319  | 努   | 748  | 或   | 364  |
| 护   | 899  | 佛   | 1023 | 言   | 346  | 鸡   | 1439 | 画   | 1175 |
| 扭   | 1487 | 坐   | 848  | 亩   | 324  | 忍   | 565  | 雨   | 425  |
| 把   | 1329 | 针   | 283  | 辛   | 1185 | 纵   | 1094 | 欧   | 1299 |
| 投   | 646  | 钉   | 284  | 忘   | 564  | 纸   | 1372 | 到   | 680  |
| 报   | 1106 | 狂   | 271  | 完   | 193  |     |      | 事   | 953  |
| 步   | 380  | 饭   | 1157 | 灾   | 194  |     |      | 奇   | 133  |
| ① 坚 | 1013 | 每   | 467  | 究   | 1073 | 8 画 |      | 态   | 567  |
| 肖   | 128  | 告   | 254  | 良   | 1153 | 玩   | 270  | 顶   | 94   |
| 呀   | 1416 | 角   | 1363 | 床   | 560  | 环   | 996  | 拣   | 1254 |
| 吵   | 111  | 免   | 1449 | 库   | 558  | 现   | 269  | 担   | 596  |
| 呐   | 841  | 条   | 307  | 应   | 1432 | 规   | 727  | 押   | 917  |
| 听   | 925  | 秀   | 775  | 序   | 1008 | 青   | 1210 | 抽   | 914  |
| 吹   | 475  | 利   | 771  | 这   | 1319 | 责   | 1217 | 拐   | 740  |
| 吼   | 99   | 乱   | 100  | 社   | 901  | 表   | 1219 | 抱   | 589  |
| 吧   | 1331 | 我   | 588  | 补   | 406  | 奉   | 1234 | 拉   | 608  |
| 呈   | 274  | 兵   | 1080 | 初   | 405  | 武   | 385  | 招   | 592  |
| 吴   | 437  | 系   | 1101 | 怀   | 999  | 坪   | 1164 | 势   | 734  |
| 呆   | 209  | 迎   | 1302 | 忧   | 578  | 幸   | 1193 | 转   | 1240 |
| 足   | 1050 | 近   | 927  | 快   | 1276 | 者   | 1039 | 斩   | 928  |
| 员   | 55   | 返   | 658  | 闲   | 1264 | 丧   | 1427 | 轮   | 466  |
| 别   | 739  | 余   | 1285 | 间   | 1266 | 林   | 203  | 软   | 477  |
| 时   | 168  | 含   | 1247 | 判   | 985  | 枝   | 652  | ① 贤 | 1014 |
| 旱   | 1281 | 谷   | 698  | 兑   | 499  | 杯   | 997  | 叔   | 653  |
| 男   | 741  | 皂   | 36   | 弟   | 1024 | 板   | 657  | 肯   | 383  |
| 里   | 179  | 身   | 1028 | ① 张 | 1429 | 松   | 697  | 些   | 461  |
| 县   | 1481 | 岛   | 1442 | 改   | 517  | 枪   | 1122 | 卓   | 48   |
| 助   | 1349 | 希   | 1167 | 层   | 892  | 构   | 687  | 虎   | 1459 |
| 园   | 553  | 肚   | 160  | 尾   | 1422 | 枢   | 1298 | 非   | 1269 |
| 围   | 1230 | ① 证 | 388  | 局   | 893  | 刺   | 423  | 味   | 218  |
| 困   | 547  | 评   | 1163 | 即   | 1148 | 述   | 1202 | 呼   | 1166 |
| 财   | 621  | 识   | 353  | 灵   | 942  | 取   | 718  | 呢   | 884  |

- |     |      |     |      |     |      |     |      |     |      |
|-----|------|-----|------|-----|------|-----|------|-----|------|
| 帜   | 415  | 昏   | 1373 | 变   | 1495 | 终   | 1088 | 面   | 1406 |
| 败   | 341  | 命   | 1107 | 盲   | 491  | 经   | 1096 | 挂   | 605  |
| 购   | 686  | 念   | 1248 | 店   | 557  |     |      | 持   | 595  |
| 贮   | 201  | 金   | 279  | 府   | 826  |     |      | 括   | 597  |
| 明   | 21   | 贫   | 695  | 底   | 1376 | 9 画 |      | 指   | 594  |
| 昆   | 457  | 爸   | 1330 | 废   | 1305 | ① 珍 | 1313 | 拼   | 864  |
| 昌   | 25   | 的   | 70   | 宝   | 267  | 毒   | 1207 | 按   | 606  |
| 易   | 880  | 卑   | 1496 | 宗   | 908  | 春   | 1232 | 挥   | 599  |
| 果   | 921  | 版   | 989  | 定   | 390  | 帮   | 1386 | 轻   | 1097 |
| 罗   | 120  | 肺   | 420  | 官   | 1043 | 型   | 619  | 皆   | 459  |
| 具   | 74   | 朋   | 20   | 实   | 857  | 城   | 369  | 战   | 362  |
| 典   | 1370 | 股   | 649  | 空   | 1075 | 封   | 167  | 点   | 177  |
| 国   | 549  | 服   | 1105 | 视   | 903  | 标   | 905  | 背   | 455  |
| 固   | 548  | 周   | 333  | 村   | 407  | 枯   | 210  | 临   | 1012 |
| 图   | 555  | ① 诗 | 355  | 房   | 897  | 柄   | 843  | 削   | 129  |
| 岸   | 1280 | 诚   | 370  | 郎   | 1385 | 栋   | 1250 | 省   | 132  |
| 尚   | 190  | 话   | 354  | 怕   | 580  | 相   | 212  | 哇   | 165  |
| ① 供 | 1357 | 诞   | 397  | 怪   | 641  | 查   | 220  | 哞   | 832  |
| 使   | 838  | 该   | 1200 | 性   | 1223 | 柳   | 1112 | 响   | 189  |
| 例   | 816  | 试   | 360  | 炎   | 174  | 树   | 643  | 哈   | 263  |
| 侣   | 866  | 净   | 952  | 单   | 1020 | 政   | 389  | 哪   | 1477 |
| 依   | 815  | 沫   | 217  | 学   | 337  | 故   | 342  | 品   | 24   |
| 货   | 834  | 浅   | 374  | ② 弥 | 1017 | 胡   | 17   | 虽   | 512  |
| 往   | 758  | 法   | 676  | 居   | 888  | 项   | 82   | 骂   | 1456 |
| 狗   | 251  | 河   | 153  | 录   | 949  | 南   | 1261 | 虾   | 510  |
| 物   | 879  | 油   | 915  | 建   | 398  | 巷   | 1358 | 蚁   | 1184 |
| 钓   | 282  | 泡   | 521  | 降   | 1071 | 草   | 227  | 贵   | 1342 |
| 知   | 1002 | 泻   | 1036 | 限   | 1151 | 茶   | 261  | 是   | 394  |
| 制   | 424  | 注   | 278  | 妹   | 219  | 荫   | 1062 | 显   | 1352 |
| 兔   | 1447 | 泣   | 445  | 姐   | 1346 | 药   | 1100 | 星   | 1221 |
| 鱼   | 154  | 泳   | 143  | 姓   | 1222 | 荣   | 867  | 昨   | 939  |
| 备   | 317  | 泥   | 885  | 始   | 674  | 革   | 1407 | 昭   | 87   |
| 忽   | 878  | 沼   | 145  | 贯   | 106  | 带   | 421  | 眨   | 992  |
| 和   | 764  | 波   | 708  | 参   | 1310 | 某   | 1336 | 胃   | 29   |
| 委   | 774  | 治   | 673  | 孤   | 1400 | 甚   | 1340 | 界   | 260  |
| 季   | 773  | 放   | 496  | 承   | 1412 | 研   | 614  | 思   | 569  |
| 垂   | 1243 | 刻   | 1199 | 线   | 1083 | 砂   | 126  | 贱   | 375  |
| 所   | 926  | 京   | 330  | 练   | 1253 | 厚   | 124  | 贴   | 53   |
| 质   | 660  | 享   | 326  | 组   | 1347 | 咸   | 372  | 冒   | 184  |
| 采   | 665  | 夜   | 872  | 细   | 1093 | 威   | 371  | 骨   | 1055 |
| 受   | 667  | 育   | 683  | 织   | 1082 | 要   | 1256 | ② 保 | 823  |

- |   |      |   |      |   |      |   |      |   |      |
|---|------|---|------|---|------|---|------|---|------|
| 修 | 1312 | 姿 | 480  | 养 | 537  | 档 | 948  | 贼 | 365  |
| 信 | 814  | 咨 | 481  | 差 | 535  | 桥 | 442  | 贿 | 80   |
| 侯 | 1273 | 洞 | 186  | 美 | 529  | 格 | 310  | 鸭 | 1441 |
| 便 | 836  | 测 | 157  | 送 | 1470 | 桃 | 238  | 恩 | 570  |
| 俩 | 1479 | 洗 | 257  | 迷 | 780  | 校 | 1049 | 圆 | 550  |
| 待 | 757  | 活 | 151  | 类 | 782  | 核 | 1197 | 借 | 974  |
| 律 | 755  | 派 | 661  | 举 | 1434 | 样 | 532  | 值 | 803  |
| 很 | 1146 | 济 | 1321 | 觉 | 338  | 根 | 1147 | 倒 | 819  |
| 独 | 511  | 洲 | 144  | 费 | 1022 | 真 | 75   | 候 | 1274 |
| 狱 | 350  | 洋 | 530  | 屋 | 886  | 套 | 1498 | 俯 | 827  |
| 狮 | 413  | 浓 | 409  | 既 | 1160 | 莫 | 231  | 健 | 817  |
| 须 | 1309 | 洛 | 315  | 退 | 1149 | 获 | 245  | 特 | 253  |
| 钟 | 280  | 染 | 222  | 逊 | 298  | 莲 | 302  | 钱 | 373  |
| 复 | 472  | 施 | 875  | 除 | 1286 | 速 | 1289 | 铁 | 730  |
| 怎 | 938  | 哀 | 403  | 险 | 1437 | 逐 | 524  | 缺 | 1444 |
| 急 | 946  | 亨 | 328  | 院 | 1067 | 逝 | 934  | 笔 | 1423 |
| 选 | 297  | 亮 | 329  | 娇 | 443  | 哥 | 93   | 笑 | 787  |
| 适 | 290  | 帝 | 449  | 贺 | 750  | 恶 | 1354 | 造 | 294  |
| 追 | 1042 | 音 | 484  | 架 | 751  | 原 | 142  | 逛 | 299  |
| 逃 | 295  | 彦 | 1315 | 勇 | 1120 | 顾 | 523  | 透 | 776  |
| 种 | 766  | 亲 | 1190 | 柔 | 1005 | 烈 | 714  | 途 | 1287 |
| 秋 | 768  | 弯 | 1492 | 孩 | 1198 | 夏 | 314  | 积 | 765  |
| 科 | 970  | 度 | 980  | 结 | 1087 | 配 | 1129 | 称 | 801  |
| 香 | 772  | 庭 | 855  | 给 | 1086 | 贾 | 1260 | 敌 | 340  |
| 看 | 585  | 疯 | 1296 | 绝 | 1333 | 础 | 690  | 爱 | 669  |
| 重 | 1292 | 宣 | 195  | 统 | 1085 | 破 | 710  | 拿 | 587  |
| 段 | 1388 | 室 | 679  |   |      | 换 | 1327 | 留 | 1109 |
| 贸 | 1108 | 客 | 312  |   |      | 热 | 603  | 射 | 1029 |
| 食 | 1156 | 突 | 1074 |   |      | 哲 | 933  | 臭 | 250  |
| 皇 | 272  | 穿 | 1415 |   |      | 较 | 1048 | 息 | 574  |
| 泉 | 141  | 闻 | 1268 |   |      | 桌 | 224  | 般 | 1396 |
| 鬼 | 1472 | 祖 | 1348 |   |      | 虑 | 1460 | 脆 | 1126 |
| 顺 | 136  | 神 | 920  |   |      | 紧 | 1102 | 脂 | 464  |
| 胜 | 1224 | 扁 | 1367 |   |      | 监 | 1141 | 胸 | 1177 |
| 胖 | 984  | 恼 | 1179 |   |      | 党 | 704  | 脑 | 1178 |
| 脉 | 139  | 烂 | 534  |   |      | 唤 | 1326 | 请 | 1212 |
| 语 | 356  | 冠 | 322  |   |      | 啊 | 1058 | 读 | 860  |
| 误 | 439  | 前 | 303  |   |      | 哭 | 248  | 课 | 922  |
| 诱 | 777  | 首 | 1130 |   |      | 蚊 | 1318 | 谁 | 540  |
| 说 | 501  | 首 | 71   |   |      | 晓 | 378  | 调 | 357  |
| 将 | 244  | 总 | 566  |   |      | 眠 | 1378 | 谈 | 358  |
- ②
- ①
- ①
- ②

养差美送迷类举觉费屋既退逊除险院娇贺架勇柔孩结给绝统

## 10 画

艳班素泰顽恐埋袁都赶起载



跑 1051  
 遗 1343  
 遇 1443  
 黑 182  
 晴 1214  
 晶 23  
 景 331  
 量 180  
 最 720  
 帽 416  
 赐 881  
 赔 482  
 赋 386  
 堡 824  
 集 538  
 街 761  
 短 1134  
 等 789  
 策 792  
 答 791  
 智 1003  
 程 763  
 稀 1168  
 番 1418  
 释 1417  
 禽 1181  
 逾 306  
 牌 1497  
 然 247  
 谢 1030  
 装 402  
 港 1359  
 滞 422  
 湖 156  
 渣 221  
 温 1140  
 渴 852  
 滑 1056  
 湾 1493  
 渡 981  
 游 876

就 332  
 童 450  
 寒 1205  
 富 200  
 窗 1483  
 割 1227  
 剖 1295  
 痛 546  
 翔 502  
 曾 1350  
 普 870  
 善 1131  
 尊 287  
 道 559  
 裤 960  
 裙 898  
 雇 1018  
 强 1500  
 属 1303  
 登 1369  
 编

13 画

瑞 965  
 填 162  
 鼓 1136  
 楼 785  
 概 1161  
 禁 906  
 楚 399  
 想 573  
 蓝 1143  
 墓 234  
 幕 417  
 蒸 1413  
 勤 1241  
 碌 950  
 感 576  
 雷 426  
 零 1117  
 雾 753

搏 1382  
 搬 1398  
 摇 1446  
 摊 645  
 输 305  
 频 382  
 督 654  
 路 1053  
 跳 1052  
 跟 1145  
 暗 485  
 暇 1403  
 照 178  
 瞄 236  
 睡 1245  
 置 73  
 罪 1271  
 像 1452  
 微 760  
 错 975  
 锤 1244  
 锯 889  
 筒 1267  
 筷 1278  
 解 1364  
 愁 769  
 遥 1445  
 腰 1257  
 腹 473  
 腿 1150  
 谨 1242  
 满 1480  
 漠 233  
 源 150  
 溜 1110  
 溶 702  
 新 1191  
 韵 486  
 意 572  
 福 904  
 煌 273

数 784  
 辟 1187  
 群 961

14 画

静 1216  
 境 489  
 模 232  
 歌 476  
 愿 571  
 需 963  
 摔 1323  
 颢 923  
 锻 1389  
 算 790  
 管 1044  
 鲜 531  
 舞 1344  
 鼻 617  
 漂 1259  
 滴 452  
 漫 725  
 演 1466  
 端 966  
 辣 1290  
 赛 1206  
 察 911  
 腐 845  
 慢 724  
 精 1211  
 熊 1463

15 画

慧 1228  
 增 503  
 趣 719  
 横 1489  
 鞋 1408  
 撒 977

播 1420  
 嘲 50  
 影 1307  
 题 395  
 墨 183  
 德 759  
 镇 286  
 靠 1272  
 箱 788  
 篇 1368  
 潮 149  
 颜 1316  
 熟 327  
 摩 586  
 懂 1293  
 额 313  
 遵 1132

16 画

整 1291  
 薪 1192  
 餐 1158  
 嘴 1365  
 器 249  
 赠 504  
 默 246  
 儒 964  
 镜 488  
 篮 1142  
 激 497  
 辩 1186  
 憾 577  
 糖 955  
 壁 1188  
 避 1189

17 画

霜 427  
 擦 912

㊦ 裏 1203

## 18 画

㊦ 翻 1419

㊦ 鷹 1440

襟 907

## 19 画

㊦ 警 347

## 20 画

㊦ 馨 1410

壤 1204

㊦ 魔 1473

## 21 画

㊦ 露 1054

## INDEX IV

# Character Pronunciations

*This Index lists alphabetically the pronunciations, with their respective frame numbers, of all the characters treated in this volume. Some of the characters have multiple pronunciations, which can be found by consulting a dictionary under the pronunciation given here.*

### A

ā	阿	1057
ā	啊	1058
āi	哀	403
ài	爱	669
ān	安	197
àn	案	214
àn	暗	485
àn	按	606
àn	岸	1280
ào	凹	31

### B

bā	八	8
bā	巴	1328
bā	吧	1331
bǎ	把	1329
bà	爸	1330
bǎi	百	35
bái	白	34
bài	败	341
bān	班	1011
bān	般	1396
bān	搬	1398
bǎn	板	657
bǎn	版	989
bàn	办	743
bàn	半	982
bàn	伴	983
bāng	帮	1386

bàng	棒	1235
bāo	包	520
bǎo	宝	267
bǎo	保	823
bǎo	堡	824
bào	抱	589
bào	报	1106
bēi	杯	997
bēi	卑	1496
běi	北	454
bèi	贝	52
bèi	备	317
bèi	背	455
bèi	被	711
běn	本	213
bí	鼻	617
bǐ	匕	453
bǐ	比	456
bǐ	笔	1423
bì	必	583
bì	壁	1188
bì	避	1189
biān	边	733
biān	编	1369
biǎn	扁	1367
biàn	便	836
biàn	辩	1186
biàn	变	1495
biāo	标	905
biǎo	表	1219
bié	别	739

bīng	冰	430
bīng	兵	1080
bǐng	丙	842
bǐng	柄	843
bìng	并	863
bìng	病	1294
bō	波	708
bō	播	1420
bó	博	1381
bó	搏	1382
bǔ	卜	43
bǔ	补	406
bù	步	380
bù	布	414
bù	不	993
bù	部	1384

### C

cā	擦	912
cái	裁	401
cái	才	620
cái	财	621
cǎi	采	665
cǎi	彩	1308
cài	菜	666
cān	餐	1158
cān	参	1310
cǎn	惨	1311
cāng	仓	1121
cǎo	草	227
cè	测	157

cè	策	792
céng	曾	502
céng	层	892
chá	查	220
chá	茶	261
chá	察	911
chà	差	535
chǎn	产	1314
chāng	昌	25
cháng	常	705
cháng	长	1428
chǎng	厂	121
chǎng	敞	345
chǎng	场	526
chàng	唱	22
chāo	超	392
cháo	朝	49
cháo	潮	149
chǎo	嘲	50
chǎo	吵	111
chē	车	300
chén	沉	319
chén	臣	731
chén	陈	1252
chén	辰	1467
chén	晨	1468
chèn	衬	407
chén	尘	161
chēng	称	801
chéng	呈	274
chéng	成	368





fù 妇 943  
fù 父 1045  
fù 附 1064

## G

gāi 该 1200  
gǎi 改 517  
gài 盖 1139  
gài 概 1161  
gān 甘 1279  
gān 感 1335  
gǎn 敢 576  
gǎn 敢 722  
gǎn 赶 1282  
gāng 冈 1172  
gāng 刚 1173  
gǎng 港 1359  
gāo 高 325  
gào 告 254  
gē 哥 93  
gē 戈 361  
gē 歌 476  
gē 割 1227  
gé 格 310  
gé 革 1407  
gè 个 258  
gè 各 309  
gěi 给 1086  
gēn 跟 1145  
gēn 根 1147  
gèng 更 631  
gōng 工 76  
gōng 攻 339  
gōng 公 696  
gōng 功 742  
gōng 弓 1015  
gōng 供 1357  
gòng 贡 81  
gòng 共 1356  
gǒu 狗 251  
gòu 够 117  
gòu 购 686  
gòu 购 687  
gū 孤 1400  
gǔ 古 16  
gǔ 股 649  
gǔ 谷 698

gǔ 骨 1055  
gǔ 鼓 1136  
gù 贾 1260  
gù 故 342  
gù 顾 523  
gù 固 548  
gù 雇 898  
guā 瓜 1399  
guà 挂 605  
guài 拐 740  
guài 怪 641  
guān 冠 322  
guān 观 639  
guān 官 1043  
guān 关 1469  
guǎn 管 1044  
guǎn 馆 1159  
guàn 贯 106  
guàn 惯 582  
guāng 光 130  
guǎng 一 556  
guàng 逛 299  
guī 规 727  
guǐ 鬼 1472  
guì 贵 1342  
guó 国 549  
guò 果 921  
guò 过 291

## H

hā 哈 263  
hái 孩 1198  
hǎi 海 469  
hài 亥 1196  
hài 害 1226  
hán 寒 1205  
hán 含 1247  
hàn 憾 577  
hàn 憾 637  
hàn 汉 1281  
hàn 旱 1281  
háng 行 754  
hǎo 好 103  
hào 浩 255  
hào 号 1027  
hē 喝 851  
hé 河 153  
hé 合 262

hé 禾 762  
hé 和 764  
hé 何 835  
hé 核 1197  
hè 贺 750  
hēi 黑 182  
hěn 很 1146  
héng 横 1489  
hóng 红 1091  
hóu 侯 1273  
hǒu 吼 99  
hòu 厚 124  
hòu 后 659  
hòu 候 1274  
hū 忽 878  
hū 乎 1165  
hū 呼 1166  
hú 胡 17  
hú 湖 156  
hù 虎 1459  
hù 互 681  
hù 户 896  
hù 护 899  
huā 花 833  
huá 划 363  
huá 华 831  
huá 哗 832  
huá 滑 1056  
huà 活 354  
huà 话 830  
huà 画 1175  
huái 怀 999  
huài 坏 995  
huān 欢 640  
huán 环 996  
huán 还 998  
huàn 唤 1326  
huàn 换 1327  
huàn 幻 1390  
huáng 皇 272  
huáng 煌 273  
huáng 黄 1488  
huī 灰 172  
huī 辉 321  
huī 挥 599  
huí 回 554  
huì 贿 80

huì 会 677  
huì 慧 1228  
hūn 昏 1373  
hūn 婚 1374  
hùn 混 458  
huó 活 151  
huǒ 火 170  
huò 获 245  
huò 或 364  
huò 货 834

## J

jī 肌 63  
jī 机 206  
jī 激 497  
jī 积 765  
jī 绩 1218  
jī 击 1236  
jī 基 1339  
jī 鸡 1439  
jí 吉 335  
jí 集 538  
jí 及 627  
jí 极 629  
jí 急 946  
jí 级 1089  
jí 即 1148  
jǐ 几 57  
jǐ 己 515  
jì 寄 199  
jì 计 348  
jì 记 518  
jì 技 651  
jì 寂 655  
jì 季 773  
jì 祭 910  
jì 际 1065  
jì 纪 1090  
jì 继 1099  
jì 既 1160  
jì 济 1321  
jiā 家 525  
jiā 加 749  
jiǎ 甲 916  
jià 架 751  
jià 价 795  
jià 假 1402

jiān	尖	114	jìn	尽	895	kàn	看	585	láo	劳	868
jiān	坚	1013	jìn	禁	906	kāng	康	956	lǎo	老	1031
jiān	监	1141	jìn	近	927	kàng	抗	590	lè	勒	1409
jiǎn	剪	304	jìn	进	1362	kào	靠	1272	le	了	101
jiǎn	减	433	jǐng	晶	23	káo	考	1032	léi	雷	426
jiǎn	拣	1254	jǐng	京	330	kào	烤	1033	lèi	类	782
jiǎn	拣	1267	jǐng	惊	579	kē	颗	923	lěng	冷	1116
jiǎn	简	1435	jǐng	经	1096	kē	科	970	lí	离	1180
jiàn	见	58	jǐng	精	1211	kē	渴	92	lí	里	179
jiàn	贱	375	jǐng	睛	1214	kè	克	852	lǐ	李	223
jiàn	建	398	jǐng	景	331	kè	客	108	lǐ	理	276
jiàn	件	808	jǐng	警	347	kè	课	312	lǐ	礼	902
jiàn	健	817	jǐng	井	1360	kè	刻	922	lì	厉	123
jiàn	渐	930	jǐng	敬	344	kè	刻	1199	lì	丽	187
jiàn	间	1266	jìng	竞	448	kěn	肯	383	lì	立	444
jiāng	江	147	jìng	竟	487	kēng	坑	323	lì	力	732
jiǎng	讲	1361	jìng	镜	488	kōng	空	1075	lì	历	736
jiāng	将	244	jìng	境	489	kǒng	孔	98	lì	利	737
jiàng	降	1071	jìng	净	952	kǒng	恐	575	lì	例	771
jiāo	娇	443	jìng	静	1216	kòng	控	1076	lì	例	816
jiāo	教	1038	jiū	揪	770	kǒu	口	11	liǎ	俩	1479
jiāo	交	1046	jiū	究	1073	kū	枯	210	lián	连	301
jiǎo	搅	601	jiǔ	九	9	kū	哭	248	lián	莲	302
jiǎo	脚	1104	jiǔ	久	839	kǔ	苦	229	lián	联	1471
jiǎo	角	1363	jiǔ	旧	1128	kù	库	558	liǎn	脸	1436
jiào	较	1048	jiù	酒	37	kù	裤	559	liàn	练	1253
jiào	叫	1194	jiù	就	332	kuài	快	1276	liàn	恋	1494
jiē	皆	459	jiù	救	343	kuài	块	1277	liáng	凉	434
jiē	接	604	jiù	居	888	kuài	筷	1278	liáng	良	1153
jiē	街	761	jú	局	893	kuān	宽	230	liǎng	两	1478
jiē	阶	1066	jǔ	举	1434	kuáng	狂	271	liàng	量	180
jiē	坠	1070	jù	句	67	kuàng	况	431	liàng	亮	329
jié	结	1087	jù	具	74	kūn	昆	457	liào	聊	1111
jié	姐	1113	jù	锯	889	kùn	困	547	liào	料	969
jiě	姐	1346	jù	据	890	kuò	括	597	liè	列	713
jiě	解	1364	jù	据	891				liè	烈	714
jiè	介	259	juàn	眷	986				lín	林	203
jiè	界	260	jué	眷	338				lín	临	1012
jiè	借	974	jué	觉	1275	lā	拉	608	líng	灵	942
jīn	金	279	jué	决	1333	lā	啦	609	líng	零	1117
jīn	巾	410	jué	绝	1333	là	辣	1290	líng	零	1117
jīn	襟	907	jūn	均	159	lái	来	783	líng	领	1118
jīn	斤	924	jūn	军	320	lán	兰	533	líng	另	738
jīn	今	1246	jūn	君	959	lán	蓝	1142	líng	令	1115
jīn	仅	811				lán	蓝	1143	liú	溜	1110
jīn	紧	1102				làn	烂	534	liǔ	柳	1112
jīn	谨	1242				láng	郎	1385	liú	流	684
			kǎ	卡	47	làng	浪	1154	liú	留	1109
			kāi	开	613						

liù	六	6
lóng	楼	1474
lóu	楼	785
lù	录	949
lù	碌	950
lù	路	1053
lù	露	1054
lù	陆	1237
lù	鹿	1462
lǚ	吕	865
lǚ	侣	866
lǚ	旅	874
lǜ	律	755
lǜ	绿	1095
lǜ	虑	1460
luàn	乱	100
lüè	略	311
lún	轮	466
lùn	论	465
luó	罗	120
luò	洛	315
luò	落	316

## M

mā	妈	1454
má	麻	561
mǎ	马	1453
mà	骂	1456
ma	吗	1455
mái	埋	181
mǎi	买	858
mài	脉	139
mài	迈	292
mài	卖	859
mài	麦	1208
mǎn	满	1480
màn	曼	723
màn	慢	724
màn	漫	725
máng	盲	491
máng	忙	581
máo	矛	1004
máo	毛	1421
mào	冒	184
mào	茂	367
mào	帽	416
mào	贸	1108

me	么	670
méi	梅	468
méi	没	647
měi	每	467
měi	美	529
mèi	妹	219
mén	门	1262
men	们	1263
mèng	梦	205
mí	迷	780
mí	谜	781
mí	弥	1017
mǐ	米	778
mì	密	692
mián	棉	418
mián	眠	1378
miǎn	免	1449
miàn	面	1406
miáo	苗	235
miáo	瞄	236
miào	妙	127
miè	灭	171
mín	民	1377
míng	明	21
míng	名	119
míng	铭	285
mìng	命	1107
mó	模	232
mó	摩	586
mó	魔	1473
mò	墨	183
mò	末	216
mò	沫	217
mò	莫	231
mò	漠	233
mò	默	246
mǒu	某	1336
mǔ	母	105
mù	亩	324
mù	目	15
mù	木	202
mù	墓	234
mù	幕	417

## N

ná	拿	587
nǎ	哪	1477

nà	呐	841
nà	那	1476
nǎi	乃	625
nǎi	奶	626
nán	难	644
nán	男	741
nán	南	1261
nǎo	脑	1178
nǎo	恼	1179
ne	呢	884
nèi	内	840
néng	能	1464
ní	尼	883
ní	泥	885
nǐ	你	799
nián	年	871
niàn	廿	978
niàn	念	1248
niáng	娘	1155
niǎo	鸟	1438
nín	您	800
niú	牛	252
niù	扭	1487
nóng	农	408
nóng	浓	409
nòng	弄	615
nú	奴	747
nǚ	努	748
nǚ	女	102

## O

ōu	欧	1299
----	---	------

## P

pà	怕	580
pái	排	1270
pái	牌	1497
pài	派	661
pán	盘	1397
pàn	判	985
páng	旁	498
pàng	胖	984
pào	跑	1051
pào	泡	521
péi	赔	482
péi	培	483
pèi	配	1129

péng	朋	20
pī	批	591
pí	皮	707
pì	辟	1187
piān	篇	1368
piàn	片	988
piào	票	1258
piào	漂	1259
pīn	拼	864
pín	频	382
pín	贫	695
pín	品	24
píng	平	1162
píng	评	1163
píng	坪	1164
pó	婆	709
pò	破	710
pǔ	普	1350

## Q

qī	七	7
qī	期	1338
qí	奇	133
qí	齐	1320
qí	其	1337
qí	骑	1458
qí	企	384
qǐ	乞	470
qǐ	起	516
qì	器	249
qì	泣	445
qì	气	1404
qì	汽	1405
qiān	千	39
qián	前	303
qián	钱	373
qiǎn	浅	374
qiàn	欠	474
qiāng	枪	1122
qiáng	强	1018
qiáo	乔	441
qiáo	桥	442
qiào	巧	1026
qiè	且	1345
qiè	切	85
qīn	亲	1190
qín	禽	1181



tàn	探	1078	tuō	脱	500	wú	吴	437	xiāng	乡	1387
tāng	汤	527	tuō	托	1424	wú	无	611	xiǎng	享	326
táng	堂	706				wú	五	5	xiǎng	想	573
táng	唐	954				wǔ	武	385	xiǎng	响	189
táng	糖	955				wǔ	午	542	xiáng	翔	546
táo	桃	238	wā	哇	165	wǔ	舞	1344	xiàng	项	82
táo	逃	295	wài	外	118	wù	误	439	xiàng	向	188
tào	讨	351	wān	弯	1492	wù	务	752	xiàng	巷	1358
tào	套	1498	wān	丸	42	wù	雾	753	xiàng	象	1451
tè	特	253	wán	顽	61	wù	勿	877	xiàng	像	1452
tí	题	395	wán	完	193	wù	物	879	xiāo	削	129
tí	提	598	wán	玩	270				xiāo	消	152
tǐ	体	813	wán	玩	270				xiāo	宵	196
tì	替	728	wǎn	晚	1450	xī	夕	115	xiǎo	小	109
tiān	天	436	wàn	万	65	xī	息	574	xiǎo	晓	378
tián	田	14	wáng	王	265	xī	吸	628	xiào	肖	128
tián	填	162	wáng	亡	490	xī	昔	973	xiào	笑	787
tián	条	307	wǎng	往	758	xī	希	1167	xiào	孝	1037
tiào	跳	1052	wǎng	网	1174	xī	稀	1168	xiào	效	1047
tiē	贴	53	wǎng	妄	492	xī	西	1255	xiào	校	1049
tiě	铁	730	wàng	望	493	xí	习	545	xiē	些	461
tīng	厅	122	wàng	忘	564	xí	席	979	xié	协	744
tīng	听	925	wēi	威	371	xí	袭	1475	xié	鞋	1408
tíng	亭	328	wēi	微	760	xǐ	洗	257	xiě	写	1035
tíng	停	818	wéi	危	1125	xǐ	喜	1137	xiě	血	1138
tíng	廷	854	wéi	韦	1229	xì	戏	638	xiè	谢	1030
tíng	庭	855	wéi	围	1230	xì	细	1093	xiè	泻	1036
tōng	通	1119	wěi	委	774	xì	系	1101	xīn	心	563
tóng	同	185	wěi	伟	1231	xiā	虾	510	xīn	辛	1185
tóng	铜	281	wěi	尾	1422	xiá	暇	1403	xīn	新	1191
tóng	童	450	wèi	胃	29	xià	下	46	xīn	薪	1192
tǒng	统	1085	wèi	未	215	xià	夏	314	xīn	馨	1410
tòng	痛	1295	wèi	味	218	xiān	先	256	xìn	信	814
tóu	投	646	wèi	为	746	xiān	鲜	531	xīng	星	1221
tóu	头	856	wèi	伪	797	xián	咸	372	xíng	刑	618
tòu	透	776	wèi	位	797	xián	贤	1014	xíng	型	619
tū	突	1074	wèi	卫	807	xián	闲	1264	xíng	形	1306
tú	凸	32	wèi	卫	1114	xián	闲	1352	xíng	杏	208
tú	图	555	wēn	温	1140	xiǎn	显	1437	xìng	幸	1193
tú	途	1287	wén	闻	1268	xiǎn	险	1437	xìng	姓	1222
tǔ	土	158	wén	文	1317	xiàn	现	269	xìng	性	1223
tǔ	吐	163	wén	蚊	1318	xiàn	线	1083	xìng	兴	1433
tù	兔	1447	wèn	问	1265	xiàn	限	1151	xìng	兄	107
tuán	团	622	wǒ	我	588	xiàn	县	1481	xiōng	凶	1176
tuī	推	600	wò	握	887	xiāng	相	212	xiōng	胸	1177
tuǐ	腿	1150	wū	巫	850	xiāng	香	772	xiōng	雄	671
tùi	退	1149	wū	屋	886	xiāng	箱	788	xióng	熊	1463
			wú	吾	19	xiāng	襄	1203			

xiū	休	812	yáng	羊	528	yìn	荫	1062	yuán	袁	404
xiū	修	1312	yáng	洋	530	yìn	印	1127	yuán	园	550
xiù	秀	775	yáng	阳	1060	yīng	英	1325	yuán	园	553
xū	需	963	yǎng	养	537	yīng	应	1432	yuǎn	远	289
xū	须	1309	yǎng	仰	1301	yīng	鹰	1440	yuàn	愿	571
xū	虚	1461	yàng	样	532	yíng	营	869	yuàn	院	1067
xǔ	许	543	yào	夭	440	yíng	迎	1302	yuē	约	1092
xù	旭	27	yāo	夭	1257	yǐng	影	1307	yuē	日	1499
xù	序	1008	yāo	尧	376	yǐng	硬	632	yuè	月	13
xù	续	1098	yáo	尧	1445	yǒng	永	138	yuè	越	393
xuān	宣	195	yáo	遥	1446	yǒng	泳	143	yuè	乐	662
xuǎn	选	297	yào	摇	1100	yǒng	勇	1120	yún	匀	66
xuán	悬	1482	yào	药	1256	yòng	用	971	yún	云	428
xué	学	337	yě	也	505	yōu	忧	578	yùn	运	429
xué	穴	1072	yě	野	1010	yōu	优	821	yùn	韵	486
xuě	雪	941	yè	叶	18	yóu	尤	240			
xún	旬	68	yè	页	60	yóu	游	876			
xún	巡	296	yè	夜	872	yóu	由	913	zá	杂	225
xún	寻	945	yè	液	873	yóu	油	915	zāi	灾	194
xùn	迅	293	yè	业	1351	yǒu	有	79	zài	载	366
xùn	迅	298	yè	一	1	yǒu	友	635	zài	在	624
xùn	训	352	yī	衣	400	yòu	右	78	zài	再	1366
			yī	依	815	yòu	又	633	zàn	暂	929
			yī	伊	958	yòu	诱	777	zàng	葬	716
			yī	医	1300	yú	鱼	154	zǎo	早	26
			yí	移	767	yú	渔	155	zào	皂	36
			yí	遗	1343	yú	逾	306	zào	造	294
			yǐ	乙	95	yú	娱	438	zé	则	88
			yǐ	已	519	yú	于	1283	zé	责	1217
			yǐ	以	861	yú	余	1285	zéi	贼	365
			yǐ	蚁	1184	yǔ	语	356	zèn	怎	938
			yí	艺	228	yǔ	雨	425	zēng	增	503
			yì	意	572	yǔ	羽	544	zèng	赠	504
			yì	异	616	yǔ	予	1007	zhā	渣	221
			yì	易	880	yǔ	与	1034	zhǎ	眨	992
			yì	义	1182	yǔ	宇	1284	zhà	乍	937
			yì	仪	1183	yù	玉	266	zhái	宅	1425
			yì	益	1401	yù	狱	350	zhān	占	44
			yì	逸	1448	yù	育	683	zhān	斩	928
			yì	亦	1491	yù	浴	699	zhǎn	展	1426
			yīn	音	484	yù	欲	700	zhàn	战	362
			yīn	因	551	yù	预	1009	zhàn	站	446
			yīn	阴	1061	yù	遇	1443	zhāng	章	447
			yín	银	1144	yuán	员	55	zhāng	张	1429
			yín	寅	1465	yuán	元	59	zhàng	丈	837
			yǐn	尹	957	yuán	原	142	zhàng	涨	1430
			yǐn	引	1016	yuán	源	150	zhāo	昭	87

## Z

zhāo	招	592	zhī	之	990	zhōu	州	135	zǐ	子	97
zhǎo	沼	145	zhī	知	1002	zhōu	洲	144	zì	自	33
zhǎo	找	610	zhī	织	1082	zhōu	周	333	zì	字	191
zhǎo	爪	663	zhí	直	72	zhōu	舟	1394	zōng	宗	908
zhào	召	86	zhí	植	207	zhū	猪	1041	zǒng	总	566
zhào	照	178	zhí	植	602	zhú	逐	524	zǒng	纵	1094
zhào	兆	237	zhí	执	660	zhú	竹	786	zǒu	走	391
zhé	折	932	zhí	质	721	zhǔ	主	277	zú	族	1001
zhé	哲	933	zhí	职	803	zhù	贮	201	zú	足	1050
zhé	者	1039	zhǐ	只	51	zhù	注	278	zǔ	组	1347
zhè	这	1319	zhǐ	止	379	zhù	住	806	zǔ	祖	1348
zhe	着	536	zhǐ	旨	463	zhù	著	1040	zuǐ	嘴	1365
zhēn	贞	54	zhǐ	指	594	zhù	助	1349	zuì	最	720
zhēn	真	75	zhǐ	纸	1372	zhuā	抓	664	zuì	罪	1271
zhēn	针	283	zhì	置	73	zhuān	专	1238	zūn	尊	1131
zhēn	珍	1313	zhì	帜	415	zhuàn	转	1240	zūn	遵	1132
zhèn	镇	286	zhì	滞	422	zhuāng	妆	243	zuó	昨	939
zhèn	阵	1068	zhì	制	424	zhuāng	装	402	zuǒ	左	77
zhēng	争	951	zhì	志	568	zhuāng	庄	562	zuò	做	804
zhēng	蒸	1413	zhì	治	673	zhuàng	状	242	zuò	坐	848
zhěng	整	1291	zhì	至	678	zhuàng	壮	336	zuò	座	849
zhèng	正	387	zhì	智	1003	zhuī	追	1042	zuò	作	940
zhèng	证	388	zhōng	中	38	zhǔn	准	539			
zhèng	政	389	zhōng	钟	280	zhuō	桌	224			
zhī	汁	148	zhōng	终	1088	zhuó	卓	48			
zhī	脂	464	zhǒng	种	766	zī	资	479			
zhī	支	650	zhòng	众	847	zī	姿	480			
zhī	枝	652	zhòng	重	1292	zī	咨	481			

## INDEX V

# Key Words and Primitive Meanings

*This Index contains a cumulative list of all the key words and primitive meanings used in this book. Key words are listed with their respective character and frame number. Primitive meanings are listed in italics and are followed only by the number of the page (also in italics) on which they are first introduced.*

!!	啦	609	against	反	656	appellation	号	1027
10 commandments		238	age, years of	反岁	691	<i>apple</i>		371
100 Chinese inches	丈	837	agree	肯	383	appoint	任	853
	<b>A</b>		agriculture	农	408	approximate	概	1161
aah!	啊	1058	aid	襄	1203	apricot	杏	208
abbreviation	略	311	aim	瞄	236	<i>apron</i>		167
abdomen	腹	473	air	气	1404	<i>arm, tucked</i>		
abide by	遵	1132	<i>Alcatraz</i>		368	<i>under the</i>		217
ability	能	1464	all	皆	459	army	军	320
above	上	45	alone	独	511	arrive	到	680
abruptly	突	1074	already	已	519	<i>arrow</i>		148
absurd	妄	492	also	也	505	art	术	1201
academic			<i>altar</i>		260	as if	若	226
discipline	科	970	alter	改	517	as you wish	如	1059
accept	受	667	although	虽	512	ascend	登	1303
accomplishments	绩	1218	amusement	娱	438	ashes	灰	172
accumulate	积	765	ancestor	祖	1348	Asia	亚	1353
accuse	诉	936	ancient	古	16	ask	问	1265
accustomed to	惯	582	and	而	962	aspiration	志	568
ache	痛	1295	angle	角	1363	<i>assembly line</i>		250
achievement	功	742	<i>animal horns</i>		40	assets	资	479
<i>acorn</i>		311	<i>animal legs</i>		39	assist	助	1349
acre, Chinese	亩	324	annoyed	恼	1179	associate	侣	866
act	为	746	another	另	738	assume	担	596
add	加	749	answer	答	791	at	在	624
adroit	巧	1026	ant	蚁	1184	at ease	镇	286
advance	进	1362	<i>antique</i>		175	at once	就	332
<i>aerosol can</i>		141	anxious	急	946	attach	附	1064
affairs, state of	状	242	Apollo	阿	1057	attack	攻	339
again	又	633	apparel	服	1105	attire	装	402
			appearance	样	532	attitude	态	567



attractive	娇	443
auspicious	瑞	965
author	著	1040
autumn	秋	768
avoid	免	1449

## B

<i>baby Moses</i>		226
back	背	455
back, go	返	658
bad	坏	995
bag	袋	829
ball	球	268
<i>ball</i>		118
<i>ball, fur</i>		356
bamboo	竹	786
<i>banner</i>		256
banquet	宴	198
bar	吧	1331
<i>barrette</i>		357
base	基	1339
<i>baseball (team)</i>		22
basket	篮	1142
<i>basket, wicker</i>		338
bathe	浴	699
battle formation	阵	1068
bay	湾	1493
be	是	394
be about to	临	1012
be enamored of	恋	1494
be like	如	104
beans	豆	1133
bear	熊	1463
beat	击	1236
beautiful	美	529
beckon	招	592
bed	床	560
before	先	256
beforehand	预	1009
beg	乞	470
begin	起	516
beginning	元	59
behind	后	659
<i>belch</i>		350
bell	钟	280
belly	肚	160
belong to	属	1500

below	下	46
<i>belt</i>		168
benefit	益	1401
benevolence	仁	820
bent	曲	967
bequeath	遗	1343
<i>beret</i>		253
bestow	予	1007
Big Dipper	斗	968
bird	鸟	1438
<i>bird, white</i>		32
<i>birdhouse</i>		223
<i>birdman</i>		359
black	黑	182
black ink	墨	183
blade	刃	84
Bldg.	馆	1159
blind	盲	491
blink	眨	992
blood	血	1138
blood vessels	脉	139
blow	吹	475
blue	蓝	1143
blue or green	青	1210
boat	舟	1394
body	体	813
<i>body, part of the</i>		23
bogus	伪	797
<i>bones</i>		231
<i>bonsai</i>		317
book	书	1393
<i>book cover</i>		344
border	边	733
borrow	借	974
bosom	胸	1177
<i>bottle of pills</i>		35
<i>bottle, whiskey</i>		300
bottom	底	1376
<i>boulevard</i>		237
<i>bound up</i>		39
boundary	境	489
<i>bouquet</i>		309
bow	弓	1015
bow one's head	俯	827
box	箱	788
<i>box</i>		330
boxing	拳	987

<i>braces</i>		352
brain	脑	1178
<i>brains</i>		24
branch	枝	652
<i>branch</i>		220
brand	牌	1497
brandish	挥	599
brave	敢	722
<i>brawl</i>		333
break	破	710
breakers	浪	1094
<i>breasts</i>		59
breath	息	574
<i>briar patch</i>		317
bribe	贿	80
<i>bricks</i>		80
<i>bride</i>		241
bridge	桥	442
bright	明	21
bring up	提	598
broadcast	播	1420
<i>broom</i>		267
brother, elder	兄	107
brother, older	哥	93
<i>brush</i>		160
bubbles	泡	521
Buddha	佛	1023
Buddhist temple	寺	169
build	建	398
building	栋	1250
building,		
multistory	楼	785
bull's eye	的	70
bullet	弹	1021
<i>bundle</i>		328
bundle up	束	1288
<i>bungi-jumper</i>		334
bureau	局	893
bureaucrat	官	1043
burglar	贼	365
bury	埋	181
<i>bushes</i>		316
business, line of	行	754
<i>bust</i>		252
busy	忙	581
<i>butcher</i>		131
<i>butcher shop</i>		131



copper 铜 281  
 corncob pipe 318  
 cornstalk 318  
 cornucopia 310  
 corpse 尸 882  
 correct 正 387  
 cotton 棉 418  
 countenance 颜 1316  
 country 国 549  
 countryside 乡 1387  
 county 县 1481  
 courageous 勇 1120  
 courier 332  
 court of law 庭 855  
 court, royal 廷 854  
 cover 套 1498  
 cover, book 344  
 cover, glass 88  
 covering 皮 707  
 cow 牛 252  
 crash 坠 1070  
 crazy 狂 271  
 create 造 294  
 crest 顶 94  
 Cricket, Talking 361  
 criminal 犯 1124  
 crimson 赤 1490  
 criticize 批 591  
 crock, lidded 140  
 cross 过 291  
 crotch 218  
 crowd 群 961  
 crown 冠 322  
 crown 136  
 cruel 凶 1176  
 crust 巴 1328  
 crutches 115  
 cry 哭 248  
 cudgel 棒 1235  
 cultivate 培 483  
 cup 杯 997  
 cup, measuring 272  
 curtain 幕 417  
 curved 弯 1492  
 cut 切 85  
 cut off 割 1227

## D

dagger 52  
 dance 舞 1344  
 danger 危 1125  
 dark 暗 485  
 dart 矢 1000  
 dawn 晓 378  
 day 日 12  
 daybreak 旦 30  
 death 死 715  
 decameron 旬 68  
 deceased 亡 490  
 decide 决 1275  
 declare 告 254  
 deep 深 1077  
 deer 鹿 1462  
 defeated 负 64  
 defend 卫 1114  
 deficient 缺 1444  
 degrees 度 980  
 deliberate 仪 1183  
 deliberately 故 342  
 deliver 送 1470  
 demon 魔 1473  
 department 部 1384  
 depend on 依 815  
 dependents 眷 986  
 deposit 存 623  
 descend 降 1071  
 descendants 昆 457  
 desert 漠 233  
 desire 欲 700  
 destroy 灭 171  
 detest 厌 241  
 devil 187  
 dew 露 1054  
 diarrhea 泻 1036  
 diced 21  
 die young 夭 440  
 different 异 616  
 difficult 难 644  
 diligent 勤 1241  
 dim-witted 呆 209  
 dine 餐 1158  
 direction 方 494  
 dirt 78

disaster 灾 194  
 discard 废 1305  
 discontinue 绝 1333  
 discount 折 932  
 discuss 谈 358  
 dish 301  
 dispute 辩 1186  
 dissolve 溶 702  
 distant 远 289  
 distribute 配 1129  
 divination 卜 43  
 divining rod 35  
 do 作 940  
 dog 狗 251  
 dog, large 63  
 dog, St. Bernard 63  
 dogs, pack of wild 108  
 dog tag 347  
 dollar sign 281  
 domicile 房 897  
 don't 房 739  
 door 户 896  
 dos 两 1478  
 double back 180  
 dove 32  
 drag 221  
 dragon 龙 1474  
 dragon, sign of the 龙 1467  
 drama 剧 890  
 draw 引 1016  
 drawing 画 1175  
 drawn out 画 723  
 dread 怕 580  
 dream 梦 205  
 drift 漂 1259  
 drink 喝 851  
 drip 滴 452  
 droop 垂 1243  
 drop 掉 607  
 drop of 31  
 droppings 355  
 drought 旱 1281  
 drum 鼓 1136  
 drum 301  
 dry 干 1279  
 duck 鸭 1441  
 duo 俩 1479

duplicate 复 472  
 dusk 昏 1373  
 dust 尘 161  
 dwell 住 806  
 dwelling 宅 1425  
 dye 染 222  
 dynasty 朝 49

## E

each 各 309  
 ear 耳 717  
 early 早 26  
 ease, at 镇 286  
 east 东 1249  
 easy 易 880  
 eat 吃 471  
 eaves 宇 1284  
 echo 响 189  
 economize 省 132  
 -ed 了 101  
 education 育 683  
 effect 效 1047  
 egg 蛋 514  
 eight 八 8  
 elbow 223  
 elder brother 兄 107  
 electricity 电 1484  
 elegant 秀 775  
 elementary 初 405  
 elephant 象 1451  
 eliminate 除 1286  
 embrace 抱 589  
 eminent 卓 48  
 emperor 皇 272  
 employee 员 55  
 empty 空 1075  
 encounter 遇 1443  
 encourage 励 736  
 end 终 1088  
 endure 忍 565  
 enemy 敌 340  
 England 英 1325  
 enjoy 享 326  
 enough 够 117  
 enter 入 693  
 entice 诱 777  
 entire 整 1291

entrust 托 1424  
 epoch 纪 1090  
 equal 均 159  
 error 误 439  
 erudite 彦 1315  
 escape 逃 295  
 establish 设 648  
 esteem 尚 190  
 etc. 等 789  
 eternity 永 138  
 Europe 欧 1299  
 evade 避 1189  
 evaluate 评 1163  
 even 平 1162  
 even more 更 631  
 evening 夕 115  
 every 每 467  
 evidence 证 388  
 evident 昭 87  
 evil 恶 1354  
 examine 检 1435  
 example 例 816  
 exceed 逾 306  
 excellent 优 821  
 excess 余 1285  
 exchange 换 1327  
 excite 激 497  
 excitement 兴 1433  
 execute 施 875  
 exhausted 尽 895  
 exhibit 陈 1252  
 exit 出 689  
 expect 望 493  
 expense 费 1022  
 expensive 贵 1342  
 experience 历 737  
 explain 释 1417  
 express 申 918  
 extend 伸 919  
 extensive 广 556  
 extinguish 消 152  
 extreme 极 629  
 eye 目 15  
 eyeball 睛 1214  
 eyeball 24  
 eyedropper 31  
 eyelet 眼 1152

## F

face 脸 1436  
 face-to-face 面 1406  
 faction 派 661  
 factory 厂 121  
 Fagan 308  
 fail 败 341  
 faith 信 814  
 fall 落 316  
 fall short of 差 535  
 false 虚 1461  
 family name 氏 1371  
 fast 快 1276  
 fat 胖 984  
 fate 命 1107  
 father 父 1045  
 fathom 测 157  
 fear 恐 575  
 feathers 羽 544  
 feel 感 576  
 feelings 情 1213  
 fencing foil 279  
 ferry 渡 981  
 fertilizer 356  
 feudal official 臣 731  
 fever 烧 377  
 few 少 110  
 field, rice 田 14  
 fiesta 149  
 files 档 948  
 filial piety 孝 1037  
 fill 弥 1017  
 fill in 填 162  
 fine 细 1093  
 finger 指 594  
 fingerprint 299  
 fingers 212  
 finish 完 193  
 fire 火 170  
 fireplace 82  
 firm 坚 1013  
 first 甲 916  
 first time, for the 乍 937  
 fish 鱼 154  
 fishhook 56  
 fishin', go 钓 282

fishing 渔 155  
 fist 217  
 fit 合 262  
 five 五 5  
 flag 257  
 flames 82  
 flat 扁 1367  
 flatlands 原 142  
 flavor 味 218  
 flee 逸 1448  
 flesh 23  
 float 152  
 flood 70  
 floor 19  
 floss 295  
 flow 流 684  
 flower 花 833  
 flower 100  
 fly 飞 96  
 foam 沫 217  
 fog 雾 753  
 foil, fencing 279  
 foiled again 280  
 follow 从 846  
 food 食 1156  
 foot 脚 1104  
 footprints, trail of 155  
 footstep 步 380  
 for the first time 乍 937  
 force 势 734  
 ford 涉 381  
 forehead 额 313  
 forest 森 204  
 forge 锻 1389  
 forget 忘 564  
 formerly 曾 502  
 fort 堡 824  
 fortunes, tell 占 44  
 forward to, look 企 384  
 foundation 础 690  
 four 四 4  
 fourth 丁 90  
 fowl 禽 1181  
 fragile 脆 1126  
 fragrant 馨 1410  
 frame 构 687  
 Frankenpooch 109

freeze 冻 1251  
 fresh 鲜 531  
 friend 友 635  
 frigid 寒 1205  
 frolic 戏 638  
 front of a  
   garment 襟 907  
 front, in 前 303  
 frost 霜 427  
 fruit 果 921  
 Fu 甫 1379  
 fuel 薪 1192  
 full 满 1480  
 funeral 丧 1427  
 fur 毛 1421  
 fur ball 356

G

garment, front  
   of a 襟 907  
 garments, inner 衬 407  
 gate 门 1262  
 gather 集 538  
 gauze, silk 罗 120  
 General 将 244  
 general 总 566  
 generation 世 28  
 genie 216  
 genie in the bottle 216  
 genius 才 620  
 gentle 柔 1005  
 gentleman, young 郎 1385  
 ghost 鬼 1472  
 give 给 1086  
 give back 还 998  
 glass cover 88  
 glider, hang 370  
 gloomy 愁 769  
 glory 荣 867  
 glue 80  
 glued to 80  
 go 去 675  
 go back 返 658  
 go fishin' 钓 282  
 go swimming 游 876  
 gods 神 920  
 gold 金 279

golden calf 366  
 good 好 103  
 good fortune 幸 1193  
 goods 品 24  
 gorgeous 艳 1334  
 govern 治 673  
 government office 府 826  
 GPS 369  
 grab 抓 664  
 gradually 渐 930  
 grain, standing 禾 762  
 grand 雄 671  
 grandchild 孙 112  
 grant 赐 881  
 granule 颗 923  
 grasp 把 1329  
 grass 草 227  
 grave 墓 234  
 gravel 砂 126  
 graveyard 102  
 grease 脂 464  
 great 伟 1231  
 green 绿 1095  
 greenhouse 254  
 greet 迎 1302  
 grief 哀 403  
 grind away 研 614  
 grip 握 887  
 ground 地 507  
 ground 78  
 ground, someone  
   sitting on the 175  
 group 组 1347  
 grow up 314  
 guard 守 192  
 guest 客 312  
 guide 导 522  
 guillotine 326  
 guilt 罪 1271  
 gummed label 347  
 gun 枪 1122  
 gun, staple 349

H

ha! 哈 263  
 habitation 屋 886  
 halberd 戈 361

hale	康	956	<i>hiccup</i>		245	imitate	模	232
half	半	982	<i>hidden camera</i>		302	immediately	即	1148
hall	厅	122	hide, tanned	韦	1229	impoverished	即 贫	695
<i>halo</i>		303	<i>Highlander</i>		335	in front	前	303
halt	停	818	high-quality	良	1153	inch, Chinese	寸	166
hamlet	庄	562	hill	丘	1079	inches,		
hammer	锤	1244	hinder	妨	495	100 Chinese	丈	837
<i>hamper</i>		338	hire	雇	898	include	括	597
<i>hamster cage</i>		312	his-hers-its-theirs	其	1337	increase	增	503
Han	汉	637	history	史	630	individual	个	258
hand	手	584	hold	拿	587	<i>infant</i>		225
<i>hand, right</i>		218	hold tight	揪	770	inflammation	炎	174
handle	柄	843	hole	穴	1072	-ing	着	536
<i>hands,</i>			holiday	节	1113	inhale	吸	628
<i>outstretched</i>		217	holler	呐	841	initiate	创	1123
<i>hands, two</i>		215	holy	圣	634	ink, black	墨	183
hang	挂	605	<i>hood</i>		88	inner garments	衬	407
<i>hang glider</i>		370	<i>hook</i>		56	insane	疯	1296
<i>hanger, clothes</i>		349	<i>hootenanny</i>		359	inscription	铭	285
happiness	福	904	hope	希	1167	insect	虫	509
harbor	含	1247	horizontal	横	1489	inspect	视	903
hard	硬	632	<i>horns</i>		40	Inst.	院	1067
<i>hare</i>		362	horse	马	1453	instruction	训	352
harm	害	1226	<i>horse, stick</i>		202	intelligent	慧	1228
harmony	和	764	<i>hot sauce</i>		310	intense	烈	714
hat	帽	416	house	家	525	inter	葬	716
<i>hat, top</i>		137	<i>house</i>		90	interest	趣	719
have to	须	1309	how?	怎	938	internal	内	840
hawk	鹰	1440	how many?	几	57	interval	间	1266
he	他	810	however	但	805	introduce	介	259
head	头	856	hub	枢	1298	investigate	查	220
<i>head</i>		43	hue	彩	1308	invite	请	1212
head, bow one's	俯	827	<i>human legs</i>		42	iron	铁	730
heads	首	71	hundred	百	35	island	岛	1442
healthy	健	817	hurry	赶	1282	it	它	462
hear	闻	1268	husband	夫	726	item	项	82
heart	心	563						
heat	热	603						
<i>Heaven in your</i>								
<i>Mouth</i>		172	I	我	588	jade	玉	266
heavens	天	436	I (literary)	吾	19	<i>jail cell</i>		325
heavy	重	1292	<i>I-beam</i>		50	<i>javelin thrower</i>		153
heel	跟	1145	ice	冰	430	<i>jewel</i>		118
<i>helmet</i>		88	<i>ice</i>		170	job	职	721
help	帮	1386	idea	意	572	journey	程	763
hemp	麻	561	identical	齐	1320	joyful	喜	1137
hew	斩	928	illness	病	1294	joyous	欢	640
			illuminate	照	178	judge	判	985

juice	汁	148
jump	跳	1052
just now	刚	1173
juvenile	童	450

## K

<i>key</i>		325
kill	杀	1169
kind	类	782
kindness	恩	570
king	王	265
kitchen	厨	1135
knead	揉	1006
<i>knot</i>		257
know	知	1002
knowledge	识	353
knowledgeable	博	1381

## L

L.A.	洛	315
<i>label, gummed</i>		347
labor	劳	868
lack	欠	474
laden	载	366
ladle	勺	69
<i>lady, Victorian</i>		336
lake	湖	156
lamp	灯	176
land	陆	1237
<i>land</i>		78
lane	巷	1358
language	语	356
<i>lap</i>		141
large	大	113
<i>large dog</i>		63
last	末	216
laugh	笑	787
law	律	755
law, court of	庭	855
leaf	叶	18
lean on	靠	1272
learn	习	545
leather	革	1407
leave	离	1180
lecture	讲	1361
left	左	77
leg	腿	1150

<i>leg, wooden</i>		286
<i>legs, animal</i>		39
<i>legs, human</i>		42
<i>legs, walking</i>		132
leisure	闲	1264
lesson	课	922
<i>letter opener</i>		297
level ground	坪	1164
levy	赋	386
<i>li</i>	里	179
lid	盖	1139
<i>lidded crock</i>		140
life	生	1220
<i>lifeguard</i>		178
lift up	举	1434
lightweight	轻	1097
likeness	像	1452
likewise	亦	1491
<i>lily, water</i>		306
limit	限	1151
line	线	1083
line of business	行	754
line up	列	713
lineage	系	1101
lion	狮	413
liquid	液	873
liquor	酒	1128
list	单	1020
listen	听	925
liter	升	41
literature	文	1317
lively	活	151
location	处	308
logic	理	276
lonely	寂	655
long	长	1428
long time	久	839
look at	看	585
look back	顾	523
look for	找	610
look forward to	企	384
look up to	仰	1301
looks	姿	480
lord	主	277
lose	失	729
lost	迷	780
lotus	莲	302

love	爱	669
lovely	丽	187
low	低	1375
lower leg	足	1050
lowly	卑	1496
lucky	吉	335
lump	块	1277
lungs	肺	420
lush	茂	367
<i>lying (down)</i>		179

## M

machine	机	206
<i>maestro</i>		285
<i>magic wand</i>		35
mail	寄	199
main room	堂	706
maintain	维	1084
make	做	804
make a present of	赠	504
make an		
appointment	约	1092
makeup, put on	妆	243
male	男	741
malicious	歹	712
mama	妈	1454
manage	办	743
<i>mandala</i>		233
many	多	116
<i>march</i>		151
mark	标	905
market	市	419
marquis	侯	1273
marriage	婚	1374
married woman	妇	943
marsh	沼	145
mat	席	979
material	料	969
matter	事	953
meal	饭	1157
<i>measuring cup</i>		272
meat	肉	844
medicine	药	1100
meeting	会	677
<i>meeting</i>		117
melon	瓜	1399
<i>mending</i>		157





overseer 尹 957  
owl 359  
oyster 41

## P

*pack of wild dogs* 108  
page 页 60  
pagoda 塔 264  
pair 双 636  
papa 爸 1330  
paper 纸 1372  
*paper punch* 290  
*parade* 150  
park 园 553  
part 分 694  
*part of the body* 23  
participate 参 1310  
partition 壁 1188  
partner 伴 983  
party, political 党 704  
pass away 逝 934  
pass through 穿 1415  
paste 贴 53  
patch 补 406  
path 路 1053  
patrol 巡 296  
pattern 格 310  
pavilion 亭 328  
pawn 押 917  
pay 付 825  
peaceful 安 197  
peach 桃 238  
*pebbles* 67  
peculiar 怪 641  
peel 削 129  
pen 笔 1423  
penetrate 透 776  
*pent in* 205  
people 民 1377  
*pepper, chili* 309  
peppery 辛 1185  
perform 演 1466  
perfume 香 772  
perilous 险 1437  
period of time 期 1338  
*perish* 185  
permit 许 543

person 人 793  
philosopher 哲 933  
physician 医 1300  
pick 采 665  
picture 图 555  
piece 件 808  
piece of writing 篇 1368  
piece together 拼 864  
pierce 贯 106  
pig 猪 1041  
*pigeon coop* 312  
*piglets* 198  
pill 丸 42  
*pills, bottle of* 35  
pine tree 松 697  
*pinnacle* 288  
pipe 管 1044  
pit 坑 323  
*pit* 308  
place 所 926  
plan 计 348  
plank 板 657  
plant 植 207  
platform 台 672  
play 玩 270  
play with 弄 615  
plentiful 丰 1225  
*plow* 253  
plum 李 223  
plum, small 梅 468  
(plural) 们 1263  
poem 诗 355  
*pointed tail* 284  
poison 毒 1207  
*pole* 94  
*pole, wooden* 94  
police 警 347  
political party 党 704  
politics 政 389  
pond 池 508  
ponder 虑 1460  
pooch 犬 239  
*porrón* 300  
port 港 1359  
portent 兆 237  
*porter* 252  
portion 份 796

position 位 807  
possess 有 79  
pour 注 278  
powder 粉 779  
power 力 732  
practice 练 1253  
preface 序 1008  
prepare 备 317  
present 现 269  
present of, 赠 504  
    make a 按 606  
press down on 压 164  
pressure 乔 441  
pretend 价 795  
price 印 1127  
print 版 989  
printing plate 狱 350  
prison 赏 703  
prize 宣 195  
proclaim 产 1314  
products 业 1351  
profession 奉 1234  
proffer 利 771  
profit 沉 319  
profound 禁 906  
prohibit 延 396  
prolong 271  
*prospector* 昌 25  
prosperous 护 899  
protect 公 696  
public 拉 608  
pull 刑 618  
punishment 285  
*puppet* 购 686  
purchase 清 1215  
pure 旨 463  
purpose 339  
*purse* 逐 524  
pursue 推 600  
push 收 243  
put on makeup 254  
*puzzle* 275

## Q

quality 质 660  
quantity 量 180  
*quarter* 275



section	段	1388	side	旁	498	society	社	901
sediment	渣	221	<i>side by side</i>		341	soft	软	477
see	见	58	<i>siesta</i>		251	soil	土	158
seedling	苗	235	sign of the dragon	辰	1467	soldier	士	334
<i>seedling, tomato</i>		104	sign of the hog	亥	1196	solid	固	548
seek	寻	945	sign of the tiger	寅	1465	somebody	身	1028
seize	获	245	<i>sign of Zorro</i>		276	someone	者	1039
self	己	515	<i>silage</i>		319	somewhat	些	461
sell	卖	859	silent	默	246	song	歌	476
send out	发	1304	silk	丝	1081	sort	般	1396
senses	觉	338	silk gauze	罗	120	sort of thing	然	247
sentence	句	67	silver	银	1144	sound	音	484
serpent	蛇	513	<i>silver</i>		302	soup	汤	527
set up	置	73	similar	似	862	source	源	150
settle on	定	390	simple	简	1267	south	南	1261
seven	七	7	since	既	1160	sovereign	帝	449
sever	断	931	sincere	诚	370	<i>sow</i>		198
sex	性	1223	sing	唱	22	spacious	敞	345
shadow	影	1307	sister, younger	妹	219	spare time	暇	1403
shady	荫	1062	sit	坐	848	<i>sparks</i>		68
shake	摇	1446	site	场	526	<i>sparkler</i>		335
shallow	浅	374	situation	况	431	sparkling	晶	23
shape	形	1306	six	六	6	speak	说	501
she	她	506	skeleton	骨	1055	spear	矛	1004
<i>sheaf</i>		307	skill	技	651	<i>spear, ceremonial</i>		279
shears	剪	304	skirt	裙	960	special	特	253
sheep	羊	528	<i>slaughterhouse</i>		132	specialty	专	1238
shelf	架	751	slave	奴	747	species	种	766
<i>shelf</i>		340	sleep	睡	1245	speedy	迅	293
shellfish	贝	52	slice	片	988	Sphinx	斯	1341
<i>shells</i>		41	slide	溜	1110	spicy hot	辣	1290
shift	移	767	<i>slingshot</i>		284	<i>spike</i>		54
shiny	亮	329	slippery	滑	1056	<i>spinach</i>		319
ship	船	1395	slow	慢	724	spine	吕	865
shoes	鞋	1408	slumber	眠	1378	spirit	灵	942
shoot	射	1029	small	小	109	spit	吐	163
<i>shoot</i>		262	small plum	梅	468	splendor	华	831
<i>shop, butcher</i>		131	<i>small table</i>		42	spoiled	烂	534
shore	岸	1280	smoke	烟	552	<i>spool</i>		294
short	短	1134	<i>snake</i>		197	spoon	匕	453
short of, fall	差	535	<i>snakeskin</i>		197	spot	点	177
should	该	1200	<i>snare</i>		281	spread	传	1239
shout	呼	1166	snow	雪	941	spring	泉	141
show	示	900	<i>snowflake</i>		71	springtime	春	1232
shrimp	虾	510	<i>snowman</i>		268	<i>sprout</i>		262
shut	关	1469	soap	皂	36	spy	探	1078
<i>sickness</i>		330	soar	翔	546	<i>square, carpenter's</i>		343

<i>St. Bernard dog</i>		63	study	学	337	talk	话	354
stagnant	滞	422	style	式	359	<i>Talking Cricket</i>		361
stairs	阶	1066	submit	呈	274	tall	高	325
<i>stamp</i>		296	substitute for	代	828	Tang	唐	954
<i>stamp collection</i>		331	such and such	某	1336	tanned hide	韦	1229
stand, vendor's	摊	645	suddenly	忽	878	<i>taskmaster</i>		143
standard	准	539	suffering	苦	229	tasks	务	752
standing grain	禾	762	sufficient	充	682	tea	茶	261
standing up	立	444	(suffix)	么	670	teach	教	1038
<i>staple gun</i>		349	sugar	糖	955	teacher	师	412
<i>staples</i>		299	suitable	适	290	team	队	1069
star	星	1221	summer	夏	314	technique	艺	228
startled	惊	579	summon	召	86	<i>teenager</i>		60
state	州	135	<i>sun</i>		23	<i>teepee</i>		331
state of affairs	状	242	sun, rising	旭	27	<i>teeth, wind-up</i>		111
<i>state of mind</i>		207	<i>sunflower</i>		28	<i>telescope</i>		314
station	站	446	superfluous	冗	318	tell fortunes	占	44
stay	留	1109	superintend	督	654	temperature	温	1140
steam	蒸	1413	supervise	监	1141	temple, Buddhist	寺	169
stern	厉	123	supplement	辅	1380	temporary	暂	929
<i>stick horse</i>		202	supply	供	1357	ten	十	10
<i>stick, walking</i>		32	support	持	595	ten thousand	万	65
still	仍	809	surface	表	1219	territory	壤	1204
sting	叮	91	surname	姓	1222	test	试	360
stinking	臭	250	surpass	越	393	thank	谢	1030
stir	搅	601	surround	围	1230	<i>Thanksgiving</i>		150
stomach	胃	29	suspend	悬	1482	that	那	1476
stone	石	125	sweep	扫	944	that's right	对	642
stop	止	379	sweet	甘	1335	theory	论	465
store	店	557	swell	涨	1430	thick	厚	124
store up	贮	201	swim	泳	143	thigh	股	649
storehouse	仓	1121	swimming, go	游	876	thin	淡	175
story	层	892	sword	刀	83	thing	物	879
straight	直	72	system	制	424	think	想	573
strange	奇	133				third	丙	842
strategy	策	792				thirsty	渴	852
stream	川	134				this	这	1319
streamer	帜	415				this (literary)	此	460
street	街	761	table	桌	224	thorn	刺	423
<i>stretch</i>		159	<i>table, small</i>		42	<i>thorn</i>		168
stretch	张	1429	tail	尾	1422	thousand	千	39
strict	严	1355	<i>tail, pointed</i>		284	<i>thread</i>		292
stride	迈	292	<i>tail, rooster</i>		333	three	三	3
strike	打	593	tailor	裁	401	throw	投	646
stroll	逛	299	take	取	718	<i>thumbtack</i>		54
strong	强	1018	take an exam	考	1032	thunder	雷	426
stubborn	顽	61	take charge of	司	1391	<i>tiara</i>		138
			take out	抽	914			

## T

ticket 票 1258  
 tide 潮 149  
 tie 结 1087  
 tiger 虎 1459  
 tight 紧 1102  
 tight, hold 揪 770  
 tighten 勒 1409  
 timber 树 643  
 time 时 168  
 times past 昔 973  
 tin can 361  
 tiny 微 760  
 tip 尖 114  
 together 共 1356  
 together, piece 拼 864  
 toil 努 748  
 tomahawk 265  
 tomato seedling 104  
 tome 344  
 tongue 舌 40  
 tongue wagging  
 in the mouth 23  
 tool 具 74  
 tool 49  
 tooth 牙 1414  
 top hat 137  
 top hat and scarf 162  
 topic 题 395  
 tot 孩 1198  
 toward 往 758  
 towel 巾 410  
 towel, white 166  
 trade 贸 1108  
 trail of footprints 155  
 tranquil 泰 1233  
 transcend 超 392  
 transform 化 830  
 transport 输 305  
 trapped 困 547  
 travel 旅 874  
 tray 盘 1397  
 treasure 宝 267  
 treat 待 757  
 tree 木 202  
 tremendously 甚 1340  
 tribe 族 1001  
 tribute 贡 81

troops 兵 1080  
 troupe 团 622  
 trousers 裤 559  
 true 真 75  
 try 番 1418  
 tub, oaken 339  
 tucked under  
 the arm 217  
 tumble 摔 1323  
 tune 调 357  
 turkey 201  
 turn 拐 740  
 turn into 成 368  
 turn over 翻 1419  
 turtle 107  
 tusk 355  
 twenty 廿 978  
 twig 条 307  
 twist 扭 1487  
 two 2  
 two hands 215

## U

umbrella 115  
 uncle 叔 653  
 understand 懂 1293  
 undertake 承 1412  
 undress 脱 500  
 unexpectedly 竟 487  
 unfold 展 1426  
 uniform 匀 66  
 unite 联 1471  
 universal 普 1350  
 unreal 幻 1390  
 untie 解 1364  
 until 至 678  
 upright 端 966  
 upside down 倒 819  
 use 使 838  
 utensil 器 249  
 utilize 用 971

## V

vacation 假 1402  
 valentine 207  
 valley 谷 698  
 value 值 803

vapor 汽 1405  
 vase 173  
 vast 浩 255  
 vegetable 菜 666  
 vegetarian diet 素 1209  
 vehicle 131  
 vend 售 541  
 vendor's stand 摊 645  
 venerate 尊 1131  
 vertical 纵 1094  
 very 很 1146  
 vexed 烦 173  
 vice- 副 89  
 Victorian lady 336  
 victory 胜 1224  
 village 村 211  
 virtuous 善 870  
 voice 声 1411  
 vulture 222

## W

waaah! 哇 165  
 wagon 131  
 waist 腰 1257  
 wait 候 1274  
 waitress 304  
 walk 走 391  
 walking legs 132  
 walking stick 32  
 wall 224  
 walls, city 348  
 wand, magic 35  
 want 要 1256  
 war 战 362  
 war, civil 353  
 ward off 防 1063  
 warehouse 库 558  
 wash 洗 257  
 water 水 137  
 water lily 306  
 waves 波 708  
 wax, sealing 298  
 way 道 287  
 weak 弱 1019  
 wealth 54  
 wealthy 富 200  
 weary 乏 991

At long last the approach that has helped thousands of learners memorize Japanese *kanji* has been adapted to help students with Chinese characters. Book 1 of *Remembering Simplified Hanzi* covers the writing and meaning of the 1,000 most commonly used characters in the simplified Chinese writing system, plus another 500 that are best learned at an early stage. (Book 2 adds another 1,500 characters for a total of 3,000.)

Of critical importance to the approach found in these pages is the systematic arranging of characters in an order best suited to memory. In the Chinese writing system, strokes and simple components are nested within relatively simple characters, which can, in turn, serve as parts of more complicated characters and so on. Taking advantage of this allows a logical ordering, making it possible for students to approach most new characters with prior knowledge that can greatly facilitate the learning process.

Guidance and detailed instructions are provided along the way. Students are taught to employ “imaginative memory” to associate each character’s component parts, or “primitive elements,” with one another and with a key word that has been carefully selected to represent an important meaning of the character. This is accomplished through the creation of a “story” that engagingly ties the primitive elements and key word together. In this way, the collections of dots, strokes, and components that make up the characters are associated in memorable fashion, dramatically shortening the time required for learning and helping to prevent characters from slipping out of memory.

**James W. Heisig** is professor and permanent research fellow at the Nanzan Institute for Religion and Culture in Nagoya, Japan.

**Timothy W. Richardson** is coordinator of world language instruction and assistant professor at Brigham Young University Hawaii.

University of Hawai'i Press  
Honolulu, Hawai'i 96822-1888

